



**Kementerian Pertanian dan Keterjaminan Makanan**  
*Ministry of Agriculture and Food Security*

# **RINGKASAN PERDAGANGAN LUAR NEGERI**

**AGROMAKANAN DAN HASIL PERTANIAN TERPILIH**

*SUMMARY OF EXTERNAL TRADE  
AGROFOOD AND SELECTED AGRICULTURAL PRODUCTS*

# **2023**

**DISEMBER/ *DECEMBER***



**Bahagian Dasar dan Perancangan Strategik**  
*Policy and Strategic Planning Division*





Kementerian Pertanian dan Keterjaminan Makanan  
*Ministry of Agriculture and Food Security*

**RINGKASAN PERDAGANGAN LUAR NEGERI  
AGROMAKANAN DAN HASIL PERTANIAN TERPILIH**

***SUMMARY OF EXTERNAL TRADE  
AGROFOOD AND SELECTED AGRICULTURAL PRODUCTS***

**DISEMBER      2023  
*DECEMBER***

Bahagian Dasar dan Perancangan Strategik  
*Policy and Strategic Planning Division*

Pertanyaan/Cadangan:  
*Queries/Suggestions:*

**Bahagian Dasar dan Perancangan Strategik**  
***Policy and Strategic Planning Division***  
**Kementerian Pertanian dan Keterjaminan Makanan**  
***Ministry of Agriculture and Food Security***  
Wisma Tani  
No. 28, Persiaran Perdana  
Presint 4, Pusat Pentadbiran Kerajaan Persekutuan  
62624 Putrajaya  
**MALAYSIA**

Telefon/Telephone: 03 - 88701155

Dikeluarkan pada Mac 2024  
*Released in March 2024*

Persembahan data dan pengkelasan komoditi di dalam penerbitan ini diolah oleh Kementerian Pertanian dan Keterjaminan Makanan Malaysia berasaskan data asal yang diperolehi daripada Jabatan Perangkaan Malaysia.

Untuk makluman, data bagi tahun 2022 dan ke belakang yang dipersembahkan di dalam penerbitan ini adalah data muktamad. Manakala, data bagi tahun 2023 adalah data sementara.

*The presentation of data and classification of commodities in this publication was processed by the Ministry of Agriculture and Food Security Malaysia based on original data obtained from the Department of Statistics Malaysia.*

*For information, the data for the year 2022 and backward presented in this publication is the final data. Meanwhile, the data for the year 2023 are temporary data.*

# KANDUNGAN CONTENTS

	Muka surat Page
<b>Penemuan Utama</b> <i>Main Findings</i>	1
<b>Ringkasan penemuan</b> <i>Summary of findings</i>	5
<b>Jadual</b> <i>Tables</i>	
1. <b>Eksport, Import, Jumlah Dagangan dan Imbangan Dagangan</b> <i>Exports, Imports, Total Trade and Balance of Trade</i>	15
2. <b>Eksport, Import, Jumlah Dagangan dan Imbangan Dagangan bagi Agromakanan dan Hasil Pertanian Terpilih</b> <i>Exports, Imports, Total Trade and Balance of Trade for Agrofood and Selected Agricultural Products</i>	16
3. <b>Eksport, Import, Jumlah Dagangan dan Imbangan Dagangan bagi Bahan Makanan</b> <i>Exports, Imports, Total Trade and Balance of Trade for Foodstuff</i>	17
4. <b>Eksport, Import, Jumlah Dagangan dan Imbangan Dagangan bagi Keperluan Pertanian</b> <i>Exports, Imports, Total Trade and Balance of Trade for Agricultural Inputs</i>	18
5. <b>Eksport, Import, Jumlah Dagangan dan Imbangan Dagangan bagi Keluaran Pertanian Lain</b> <i>Exports, Imports, Total Trade and Balance of Trade for other Agricultural Products</i>	19
6. <b>Eksport bagi Agromakanan dan Hasil Pertanian Terpilih Mengikut Kategori</b> <i>Exports for Agrofood and Selected Agricultural Products by Category</i>	20
7. <b>Import bagi Agromakanan dan Hasil Pertanian Terpilih Mengikut Kategori</b> <i>Imports for Agrofood and Selected Agricultural Products by Category</i>	22
8. <b>Eksport Bahan Makanan Mengikut Komoditi Terpilih</b> <i>Exports of Foodstuff by Selected Commodities</i>	24
9. <b>Import Bahan Makanan Mengikut Komoditi Terpilih</b> <i>Imports of Foodstuff by Selected Commodities</i>	31
10. <b>Eksport dan Import Bahan Makanan Mengikut Negara Asal &amp; yang Dituju</b> <i>Exports and Imports for Foodstuff by Country of Origin &amp; Destination</i>	38
11. <b>Perdagangan Luar Negeri bagi Agromakanan dan Hasil Pertanian Terpilih Mengikut Negara - Italy</b> <i>External Trade for Agrofood and Selected Agricultural Products by Countries - Italy</i>	41
12. <b>Perdagangan Luar Negeri bagi Agromakanan dan Hasil Pertanian Terpilih Mengikut Negara - United Arab Emirates</b> <i>External Trade for Agrofood and Selected Agricultural Products by Countries - United Arab Emirates</i>	45
13. <b>Perdagangan Luar Negeri bagi Agromakanan dan Hasil Pertanian Terpilih Mengikut Negara - United States</b> <i>External Trade for Agrofood and Selected Agricultural Products by Countries - United States</i>	49
14. <b>Perdagangan Luar Negeri bagi Agromakanan dan Hasil Pertanian Terpilih Mengikut Negara - Japan</b> <i>External Trade for Agrofood and Selected Agricultural Products by Countries - Japan</i>	53

# KANDUNGAN CONTENTS

	Muka surat Page
<b>Jadual</b> <i>Tables</i>	
<b>15. Perdagangan Luar Negeri bagi Agromakanan dan Hasil Pertanian Terpilih Mengikut Negara - Australia</b> <i>External Trade for Agrofood and Selected Agricultural Products by Countries - Australia</i>	<b>57</b>
<b>16. Perdagangan Luar Negeri bagi Agromakanan dan Hasil Pertanian Terpilih Mengikut Negara - New Zealand</b> <i>External Trade for Agrofood and Selected Agricultural Products by Countries - New Zealand</i>	<b>61</b>
<b>17. Perdagangan Luar Negeri bagi Agromakanan dan Hasil Pertanian Terpilih Mengikut Negara - Netherlands</b> <i>External Trade for Agrofood and Selected Agricultural Products by Countries - Netherlands</i>	<b>65</b>
<b>18. Perdagangan Luar Negeri bagi Agromakanan dan Hasil Pertanian Terpilih Mengikut Negara - China</b> <i>External Trade for Agrofood and Selected Agricultural Products by Countries - China</i>	<b>69</b>
<b>19. Perdagangan Luar Negeri bagi Agromakanan dan Hasil Pertanian Terpilih Mengikut Negara - Thailand</b> <i>External Trade for Agrofood and Selected Agricultural Products by Countries - Thailand</i>	<b>73</b>
<b>20. Perdagangan Luar Negeri bagi Agromakanan dan Hasil Pertanian Terpilih Mengikut Negara - Singapore</b> <i>External Trade for Agrofood and Selected Agricultural Products by Countries - Singapore</i>	<b>77</b>
<b>21. Perdagangan Luar Negeri bagi Agromakanan dan Hasil Pertanian Terpilih Mengikut Negara - Indonesia</b> <i>External Trade for Agrofood and Selected Agricultural Products by Countries - Indonesia</i>	<b>81</b>
<b>22. Perdagangan Luar Negeri bagi Agromakanan dan Hasil Pertanian Terpilih Mengikut Negara - Brunei Darussalam</b> <i>External Trade for Agrofood and Selected Agricultural Products by Countries - Brunei Darussalam</i>	<b>85</b>
<b>23. Perdagangan Luar Negeri bagi Agromakanan dan Hasil Pertanian Terpilih Mengikut Negara - Philippines</b> <i>External Trade for Agrofood and Selected Agricultural Products by Countries - Philippines</i>	<b>89</b>
<b>24. Perdagangan Luar Negeri bagi Agromakanan dan Hasil Pertanian Terpilih Mengikut Negara - Myanmar</b> <i>External Trade for Agrofood and Selected Agricultural Products by Countries - Myanmar</i>	<b>93</b>
<b>25. Perdagangan Luar Negeri bagi Agromakanan dan Hasil Pertanian Terpilih Mengikut Negara - Vietnam</b> <i>External Trade for Agrofood and Selected Agricultural Products by Countries - Vietnam</i>	<b>97</b>
<b>26. Perdagangan Luar Negeri bagi Agromakanan dan Hasil Pertanian Terpilih Mengikut Negara - Cambodia</b> <i>External Trade for Agrofood and Selected Agricultural Products by Countries - Cambodia</i>	<b>101</b>
<b>27. Perdagangan Luar Negeri bagi Agromakanan dan Hasil Pertanian Terpilih Mengikut Negara - LAO PDR</b> <i>External Trade for Agrofood and Selected Agricultural Products by Countries - LAO PDR</i>	<b>105</b>
<b>28. Perdagangan Luar Negeri bagi Agromakanan dan Hasil Pertanian Terpilih Mengikut Negara - Germany</b> <i>External Trade for Agrofood and Selected Agricultural Products by Countries - Germany</i>	<b>109</b>

# KANDUNGAN CONTENTS

**Muka surat**  
*Page*

<b>29. Purata Kadar Pertukaran</b> <i>Average Exchange Rates</i>	<b>113</b>
<b>Carta</b> <i>Charts</i>	
<b>1. Prestasi Perdagangan Agromakanan dan Hasil Pertanian Terpilih, Disember 2023</b> <i>Agrofood and Selected Agricultural Products Trade Performance, December 2023</i>	<b>7</b>
<b>2. Peratus Sumbangan Agromakanan dan Hasil Pertanian Terpilih, Disember 2023</b> <i>Percentage Share of Agrofood and Selected Agricultural Products, December 2023</i>	<b>7</b>
<b>3. Eksport dan Import Agromakanan, Disember 2023</b> <i>Exports and Imports of Agrofood, December 2023</i>	<b>8</b>
<b>4. Perdagangan Agromakanan dan Hasil Pertanian Terpilih, Disember 2023 &amp; Januari hingga Disember 2023</b> <i>External Trade of Agrofood and Selected Agricultural Products, December 2023 &amp; January to December 2023</i>	<b>9</b>

Muka surat ini sengaja dibiarkan kosong.  
*This page is deliberately left blank.*

---





**PENEMUAN UTAMA**  
*MAIN FINDINGS*

Muka surat ini sengaja dibiarkan kosong.  
*This page is deliberately left blank.*

---

# PENEMUAN UTAMA MAIN FINDINGS



KEMENTERIAN PERTANIAN DAN KETERJAMINAN MAKANAN  
MINISTRY OF AGRICULTURE AND FOOD SECURITY

## PRESTASI PERDAGANGAN Agromakanan dan Hasil Pertanian Terpilih *Agrofood and Selected Agricultural Products Trade Performance*

Jumlah Perdagangan  
Agromakanan dan Hasil Pertanian Terpilih  
*Total Trade of Agrofood and Selected Agricultural Products*

**RM26,264** | **RM28,164**

Eksport/Exports

**RM14,216** | **RM17,044**

Import/Imports

**RM12,048** | **RM11,119**



**DISEMBER  
DECEMBER**

2023 | 2022

RM Juta/Million

Import/Imports

**RM12,048** | **RM11,119** ▲ **8.4%**

**RM7,097** | **RM6,272**

▲ **13.2%**



Agromakanan/  
*Agrofood*

**RM910** | **RM907**

▲ **0.3%**



Keperluan Pertanian/  
*Agricultural Inputs*

**RM4,042** | **RM3,941**

▲ **2.6%**



Keluaran Pertanian Lain/  
*Other Agricultural Products*

**RM4,123** | **RM4,039**

▲ **2.1%**

Eksport/Exports

**RM14,216** | **RM17,044** ▼ **-16.6%**

**RM562** | **RM817**

▼ **-31.2%**

**RM9,530** | **RM12,189**

▼ **-21.8%**

BAHAGIAN DASAR DAN PERANCANGAN STRATEGIK  
KEMENTERIAN PERTANIAN DAN KETERJAMINAN MAKANAN

*Policy and Strategic Planning Division, Ministry of Agriculture and Food Security*



Laman Skawang



Pernerbitan



Instagram



Facebook

Muka surat ini sengaja dibiarkan kosong.  
*This page is deliberately left blank.*

---



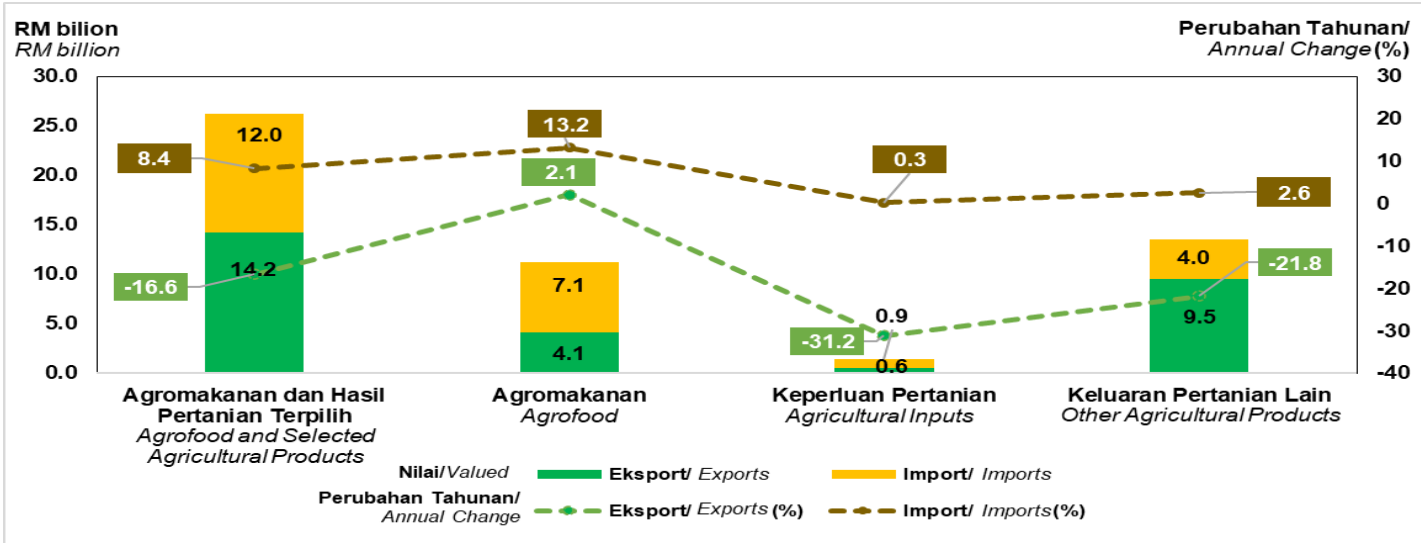
**RINGKASAN PENEMUAN**  
*SUMMARY OF FINDINGS*

Muka surat ini sengaja dibiarkan kosong.  
*This page is deliberately left blank.*

---

**Carta 1  
Chart 1**

**Prestasi Perdagangan Agromakanan dan Hasil Pertanian Terpilih, Disember 2023**  
*Agrofood and Selected Agricultural Products Trade Performance, December 2023*

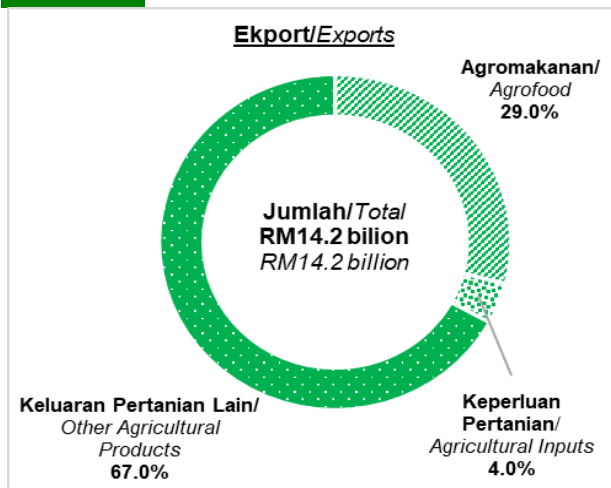


Jumlah perdagangan agromakanan dan hasil pertanian terpilih Malaysia menurun 6.7 peratus kepada RM26.3 bilion pada Disember 2023 daripada RM28.2 bilion yang dicatatkan pada Disember 2022. Eksport menurun 16.6 peratus kepada RM14.2 bilion pada Disember 2023 manakala import berjumlah RM12.0 bilion, meningkat 8.4 peratus tahun ke tahun. Imbangan perdagangan pula mencatatkan lebihan RM2.2 bilion pada bulan rujukan.

*The trade volume of agrofood and selected agricultural products in Malaysia decreased by 6.7 per cent to RM26.3 billion in December 2023 from RM28.2 billion recorded in December 2022. Exports declined by 16.6 per cent to RM14.2 billion in December 2023, while imports totaled RM12.0 billion, an increase of 8.4 per cent year-on-year. The trade balance, on the other hand, registered a surplus of RM2.2 billion in the reference month.*

**Carta 2  
Chart 2**

**Peratus Sumbangan Agromakanan dan Hasil Pertanian Terpilih, Disember 2023**  
*Percentage Share of Agrofood and Selected Agricultural Products, December 2023*

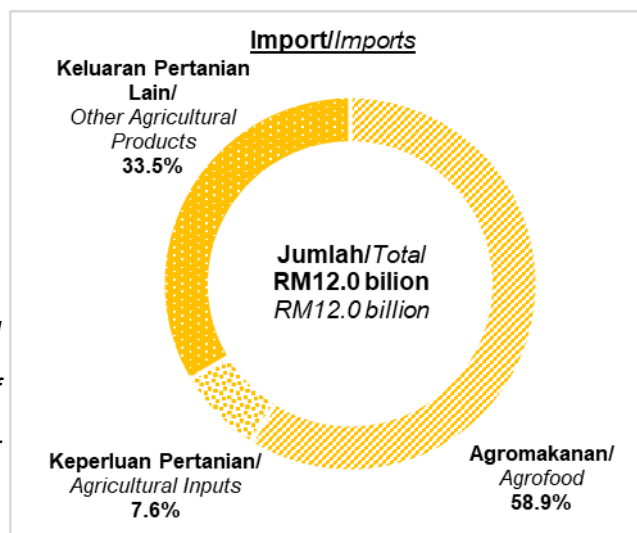


Eksport agromakanan dan hasil pertanian terpilih Malaysia mencatatkan RM14.2 bilion pada Disember 2023, mencerminkan penurunan 16.6 peratus berbanding RM17.0 bilion yang direkodkan pada bulan yang sama tahun sebelumnya. Ini disumbangkan oleh Keluaran Pertanian Lain (67.0%), Agromakanan (29.0%) dan Keperluan Pertanian (4.0%).

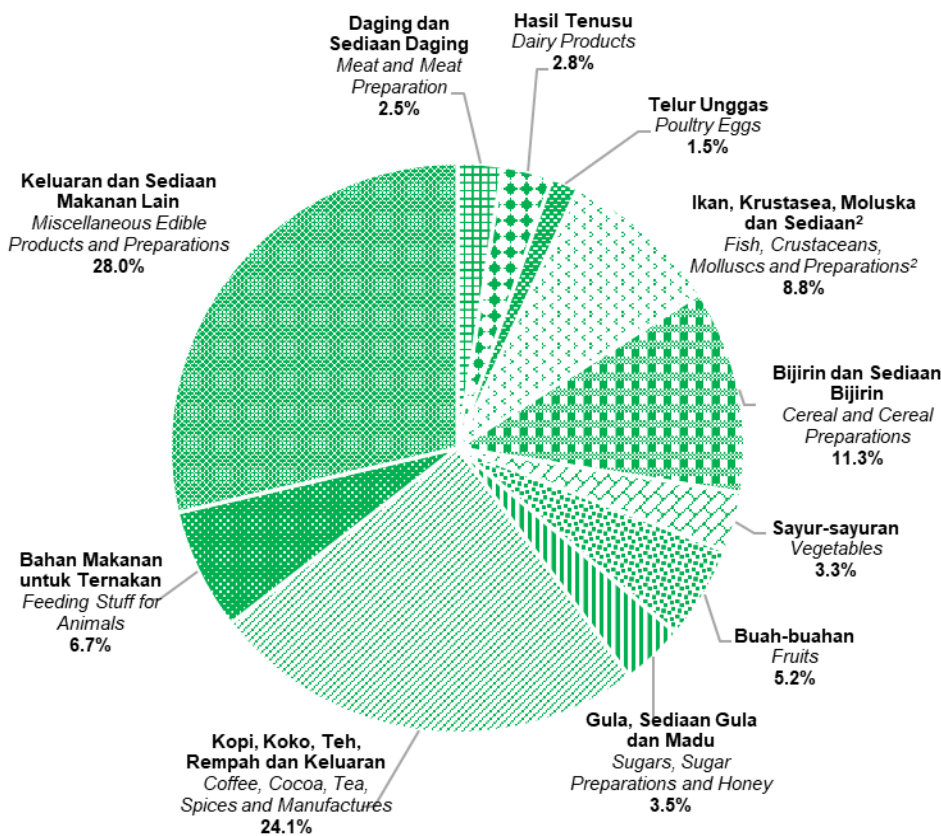
*The exports of agrofood and selected agricultural products in Malaysia amounted to RM14.2 billion in December 2023, reflecting a decrease of 16.6 per cent compared to RM17.0 billion recorded in the same month of the previous year. This was contributed by Other Agricultural Products (67.0%), Agrofood (29.0%) and Agricultural Inputs (4.0%).*

Seterusnya, import agromakanan dan hasil pertanian terpilih Malaysia merekodkan RM12.0 bilion pada bulan rujukan. Berdasarkan tahun ke tahun, ia menunjukkan peningkatan sebanyak 8.4 peratus daripada RM11.1 bilion yang dicatatkan pada Disember 2022. Prestasi tersebut disumbangkan oleh Agromakanan (58.9%), Keluaran Pertanian Lain (33.5%) dan Keperluan Pertanian (7.6%).

*Furthermore, the import of agrofood and selected agricultural products in Malaysia amounted to RM12.0 billion in the reference month. Year-on-year, this represented an increase of 8.4 per cent from the RM11.1 billion recorded in December 2022. This performance was influenced by Agrofood (58.9%), Other Agricultural Products (33.5%) and Agricultural Inputs (7.6%).*



**Carta 3** Eksport dan Import Agromakanan, Disember 2023  
**Chart 3** Exports and Imports of Agrofood, December 2023



**Eksport/Exports**

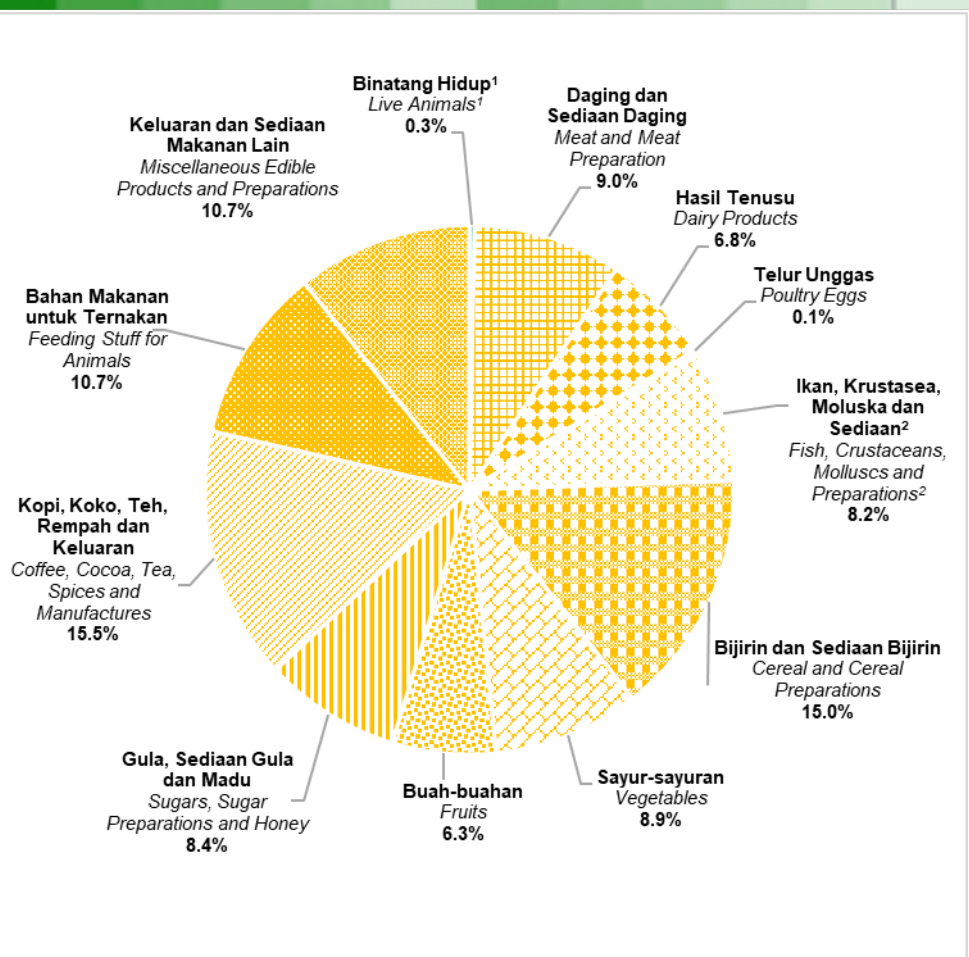
Pada Disember 2023, prestasi eksport agromakanan mencapai RM4.1 bilion, meningkat 2.1 peratus berbanding tempoh yang sama tahun sebelumnya. Ini disumbangkan terutamanya oleh Keluaran dan Sediaan Makanan Lain (28.0%), Kopi, Koko, Teh, Rempah dan Keluaran (24.1%) dan Bijirin dan Sediaan Bijirin (11.3%).

*In December 2023, the performance of agrofood exports reached RM4.1 billion, marking a 2.1 per cent increase compared to the same period in the previous year. This increase was primarily contributed by Miscellaneous Edible Products and Preparations (28.0%), Coffee, Cocoa, Tea, Spices and Manufactures (24.1%) and Cereal and Cereal Preparations (11.3%).*

**Import/Imports**

Import agromakanan pada Disember 2023 meningkat 13.2 peratus kepada RM7.1 bilion berbanding tempoh yang sama tahun sebelumnya. Ini disumbangkan terutamanya oleh Kopi, Koko, Teh, Rempah dan Keluaran (15.5%) dan Bijirin dan Sediaan Bijirin (15.0%).

*Imports of agrofood in December 2023 increased by 13.2 per cent to RM7.1 billion compared to the same period the previous year. The decrease was primarily contributed by Coffee, Cocoa, Tea, Spices and Manufactures (15.5%) and Cereal and Cereal Preparations (15.0%).*



Nota/Notes: <sup>1</sup> Binatang ternakan/Livestock  
<sup>2</sup> Tidak termasuk ikan hiasan/ Excluding ornamental fish



**Carta 4** Perdagangan Agromakanan dan Hasil Pertanian Terpilih, Disember 2023 & Januari hingga Disember 2023  
**Chart 4** External Trade of Agrofood and Selected Agricultural Products, December 2023 & January to December 2023

RM Juta/ Million

Keterangan/ Descriptions	Disember/ December 2023			Januari-Disember January-December 2023		
	Eksport/ Exports	Import/ Imports	Imbangan Perdagangan/ Balance of Trade	Eksport/ Exports	Import/ Imports	Imbangan Perdagangan/ Balance of Trade
<b>Jumlah Perdagangan</b> <i>Total of External Trade</i>	118,379.3	106,630.6	11,748.7	1,425,603.4	1,211,546.5	214,056.9
<b>Jumlah Agromakanan dan Hasil Pertanian Terpilih</b> <i>Total of Agrofood and Selected Agricultural Products</i>	14,215.6	12,048.3	2,167.2	160,171.8	135,321.3	24,850.5
Sumbangan kepada Jumlah Perdagangan (%) <i>Contribution to Total of External Trade</i>	12.0	11.3	18.4	11.2	11.2	11.6
<b>Jumlah Agromakanan</b> <i>Total of Agrofood</i>	<b>4,123.1</b>	<b>7,096.8</b>	<b>-2,973.7</b>	<b>46,379.6</b>	<b>78,695.7</b>	<b>-32,316.1</b>
<b>Ternakan</b> <i>Livestocks</i>						
Binatang hidup <sup>1</sup> <i>Live animals<sup>1</sup></i>	99.3	23.0	76.3	1,094.9	244.2	850.7
Daging dan sediaan daging <i>Meat and meat preparation</i>	69.7	488.9	-419.2	1,138.5	7,101.4	-5,962.9
Hasil tenusu <i>Dairy products</i>	104.5	533.3	-428.8	1,280.2	5,385.9	-4,105.6
Telur unggas <i>Poultry eggs</i>	49.4	3.4	46.0	692.2	46.6	645.6
<b>Perikanan</b> <i>Fisheries</i>						
Ikan, krustasia, moluska dan sediaan <sup>2</sup> <i>Fish, crustaceans, molluscs and preparations<sup>2</sup></i>	319.6	559.5	-239.9	4,095.3	6,471.4	-2,376.1
<b>Tanaman</b> <i>Food crops</i>						
Bijirin dan sediaan bijirin <i>Cereals and cereal preparations</i>	479.8	957.9	-478.0	5,251.5	11,797.7	-6,546.2
Sayur-sayuran <i>Vegetables</i>	121.1	638.8	-517.7	1,530.5	7,038.7	-5,508.2
Buah-buahan <i>Fruits</i>	243.7	480.4	-236.7	2,428.8	4,981.8	2,553.0
Gula, sediaan gula dan madu <i>Sugars, sugar preparations and honey</i>	176.7	739.7	-563.0	1,603.1	6,578.6	-4,975.5
Kopi, koko, teh, rempah dan keluaran <i>Coffee, cocoa, tea, spices and manufactures</i>	1,075.2	1,347.1	-271.9	11,170.9	12,182.2	-1,011.3

**Carta 4** Perdagangan Agromakanan dan Hasil Pertanian Terpilih, Disember 2023 & Januari hingga Disember 2023  
**Chart 4** External Trade of Agrofood and Selected Agricultural Products, December 2023 & January to December 2023

RM Juta/ Million

Keterangan/ Descriptions	Disember/ December 2023			Januari-Disember January-December 2023		
	Eksport/ Exports	Import/ Imports	Imbangan Perdagangan/ Balance of Trade	Eksport/ Exports	Import/ Imports	Imbangan Perdagangan/ Balance of Trade
<b>Lain-lain</b> <b>Others</b>						
Bahan makanan untuk ternakan <i>Feeding stuff for animals</i>	236.3	589.4	-353.1	3,127.5	8,436.2	-5,308.6
Keluaran dan sediaan makanan lain <i>Miscellaneous edible products and preparations</i>	1,147.9	735.5	412.4	12,966.2	8,431.1	4,535.1
<b>Jumlah keperluan pertanian</b> <b>Total of agricultural input</b>	<b>562.1</b>	<b>909.8</b>	<b>-347.7</b>	<b>6,417.4</b>	<b>10,810.7</b>	<b>-4,393.3</b>
Baja <i>Fertilizers</i>	367.5	457.3	-89.8	4,170.4	5,710.3	-1,539.9
Ubat-ubatan veterinary <i>Veterinary medicaments</i>	1.3	107.3	-106.0	26.6	1,584.7	-1,558.1
Ubat pembunuh kuman, ubat serangga dsb. <i>Disinfections, insecticides, fungicides, weed killers and anti-sprouting products, etc.</i>	114.0	110.6	3.3	1,412.4	1,277.1	135.2
Jentera pertanian (termasuk traktor) dan alat ganti <i>Agricultural machinery (including tractors) and parts</i>	79.4	234.6	-155.2	808.0	2,238.5	-1,430.5
<b>Jumlah keluaran pertanian lain</b> <b>Total of other agricultural products</b>	<b>9,530.3</b>	<b>4,041.7</b>	<b>5,488.6</b>	<b>107,374.7</b>	<b>45,814.9</b>	<b>61,559.8</b>
Binatang hidup (bukan binatang ternakan) <i>Live animals (non livestock)</i>	0.5	0.4	0.1	6.3	7.6	-1.3
Ikan hiasan <i>Ornamental fish</i>	6.4	5.8	0.6	81.6	84.3	-2.7
Rumpai laut <i>Seaweed</i>	2.1	6.8	-4.8	13.7	93.0	-79.3
Lain-lain produk ikan <i>Other fish products</i>	10.1	14.7	-4.6	186.9	250.5	-63.7
Minuman dan tembakau <i>Beverages and tobacco</i>	287.4	301.3	-13.9	3,115.8	3,615.6	-499.8
Minyak kelapa sawit <i>Palm oil</i>	4,757.1	112.4	4,644.7	54,302.1	3,820.4	50,481.7
Minyak isirung kelapa sawit <i>Palm kernel oil</i>	582.4	138.9	443.5	5,847.2	986.9	4,860.2
Bunga-bunga <i>Floriculture</i>	34.8	7.4	27.4	405.3	78.8	326.5

**Carta 4** Perdagangan Agromakanan dan Hasil Pertanian Terpilih, Disember 2023 & Januari hingga Disember 2023  
**Chart 4** External Trade of Agrofood and Selected Agricultural Products, December 2023 & January to December 2023

RM Juta/ Million

Keterangan/ Descriptions	Disember/ December 2023			Januari-Disember January-December 2023		
	Eksport/ Exports	Import/ Imports	Imbangan Perdagangan/ Balance of Trade	Eksport/ Exports	Import/ Imports	Imbangan Perdagangan/ Balance of Trade
Bahan tanaman untuk pembiakan <i>Seeds and buds for sowing</i>	10.7	15.0	-4.3	140.1	133.6	6.5
Lemak haiwan dan sayuran/lain-lain biji-biji minyak <i>Animal and vegetable fats/other oil seeds</i>	1,287.9	958.9	329.0	15,817.8	11,813.5	4,004.4
Getah asli dan susu getah <i>Natural rubber and natural gums in primary forms</i>	310.5	775.2	-464.7	3,714.3	5,729.2	-2,015.0
Kulit dan bulu binatang <i>Hides and skin</i>	7.7	24.9	-17.3	102.0	343.5	-241.6
Gentian asli <i>Natural fibres</i>	207.8	99.9	107.9	2,479.1	1,890.2	588.8
Hasil perhutanan <i>Forestry products</i>	2,025.1	1,580.1	445.0	21,162.8	16,967.8	4,195.0

Nota/Notes: <sup>1</sup> Binatang ternakan/Livestock

<sup>2</sup> Tidak termasuk ikan hiasan/  
Excluding ornamental fish

Muka surat ini sengaja dibiarkan kosong.  
*This page is deliberately left blank.*

---



**JADUAL**  
***TABLES***

Muka surat ini sengaja dibiarkan kosong.  
*This page is deliberately left blank.*

---

**JADUAL 1 : EKSPORT, IMPORT, JUMLAH DAGANGAN DAN IMBANGAN DAGANGAN**  
**TABLE 1 : EXPORTS, IMPORTS, TOTAL TRADE AND BALANCE OF TRADE**

TEMPOH/ PERIOD	NILAI/VALUE (RM JUTA/ RM MILLION)				PERUBAHAN TAHUNAN/ ANNUAL CHANGE (%)			
	EKSPORT/ EXPORTS	IMPORT/ IMPORTS	JUMLAH DAGANGAN/ TOTAL TRADE	IMBANGAN DAGANGAN/ BALANCE OF TRADE	EKSPORT/ EXPORTS	IMPORT/ IMPORTS	JUMLAH DAGANGAN/ TOTAL TRADE	IMBANGAN DAGANGAN/ BALANCE OF TRADE
2018	1,003,587	879,804	1,883,391	123,783	7.3	5.2	6.3	25.7
2019	995,072	849,411	1,844,483	145,661	(0.8)	(3.5)	(2.1)	17.7
2020	983,827	800,481	1,784,308	183,345	(1.1)	(5.8)	(3.3)	25.9
2021	1,241,022	987,344	2,228,366	253,678	26.1	23.3	24.9	38.4
2022	1,550,009	1,293,811	2,843,821	256,198	24.9	31.0	27.6	1.0
2023	1,425,603	1,211,547	2,637,150	214,057	(8.0)	(6.4)	(7.3)	(16.4)
2021								
ST1/Q1	282,709	223,605	506,314	59,104	18.2	10.1	14.5	64.3
ST2/Q2	303,335	247,042	550,377	56,293	44.0	33.3	39.0	122.5
ST3/Q3	303,386	242,459	545,846	60,927	15.7	21.0	18.0	(1.7)
ST4/Q4	351,591	274,238	625,829	77,354	29.4	29.6	29.5	28.7
2022								
ST1/Q1	344,290	280,656	624,946	63,634	21.8	25.5	23.4	7.7
ST2/Q2	392,348	332,992	725,340	59,356	29.3	34.8	31.8	5.4
ST3/Q3	420,094	355,128	775,222	64,966	38.5	46.5	42.0	6.6
ST4/Q4	393,277	325,035	718,312	68,243	11.9	18.5	14.8	(11.8)
2023								
ST1/Q1	354,592	290,204	644,796	64,388	3.0	3.4	3.2	1.2
ST2/Q2	348,655	294,782	643,437	53,873	(11.1)	(11.5)	(11.3)	(9.2)
ST3/Q3	356,150	297,241	653,391	58,909	(15.2)	(16.3)	(15.7)	(9.3)
ST4/Q4	366,206	329,319	695,526	36,887	(6.9)	1.3	(3.2)	(45.9)
2021								
JAN/JAN	89,677	73,058	162,734	16,619	6.4	1.1	4.0	38.0
FEB/FEB	87,804	69,680	157,484	18,124	17.7	12.1	15.2	45.7
MAC/MAR	105,228	80,867	186,095	24,361	31.2	17.6	24.9	112.0
APR/APR	105,631	85,293	190,924	20,338	62.7	22.9	42.2	(555.5)
MEI/MAY	92,387	78,532	170,919	13,856	47.1	48.3	47.7	40.6
JUN/JUNE	105,317	83,217	188,534	22,100	27.0	32.1	29.2	11.0
JUL/JULY	97,124	83,564	180,689	13,560	4.8	23.9	12.9	(46.3)
OGOS/AUG	95,379	74,245	169,624	21,134	18.1	12.5	15.6	43.0
SEPT/SEPT	110,882	84,650	195,533	26,232	24.7	26.4	25.5	19.6
OKT/OCT	114,488	87,905	202,394	26,583	25.5	27.5	26.4	19.4
NOV/NOV	112,671	93,384	206,054	19,287	33.0	38.1	35.3	12.8
DIS/DEC	124,433	92,949	217,381	31,484	29.8	23.7	27.1	51.9
2022								
JAN/JAN	111,060	92,822	203,882	18,238	23.8	27.1	25.3	9.7
FEB/FEB	101,742	82,589	184,331	19,152	15.9	18.5	17.0	5.7
MAC/MAR	131,488	105,244	236,732	26,244	25.0	30.1	27.2	7.7
APR/APR	127,483	104,107	231,590	23,375	20.7	22.1	21.3	14.9
MEI/MAY	120,590	107,791	228,381	12,798	30.5	37.3	33.6	(7.6)
JUN/JUNE	144,275	121,094	265,369	23,182	37.0	45.5	40.8	4.9
JUL/JULY	134,326	118,487	252,812	15,839	38.3	41.8	39.9	16.8
OGOS/AUG	141,519	124,231	265,750	17,288	48.4	67.3	56.7	(18.2)
SEPT/SEPT	144,250	112,410	256,660	31,839	30.1	32.8	31.3	21.4
OKT/OCT	131,977	113,518	245,495	18,459	15.3	29.1	21.3	(30.6)
NOV/NOV	129,694	107,890	237,584	21,804	15.1	15.5	15.3	13.0
DIS/DEC	131,606	103,626	235,232	27,980	5.8	11.5	8.2	(11.1)
2023								
JAN/JAN	112,655	94,525	207,180	18,131	1.4	1.8	1.6	(0.6)
FEB/FEB	112,269	92,700	204,968	19,569	10.3	12.2	11.2	2.2
MAC/MAR	129,668	102,980	232,648	26,688	(1.4)	(2.2)	(1.7)	1.7
APR/APR	105,193	92,567	197,760	12,626	(17.5)	(11.1)	(14.6)	(46.0)
MEI/MAY	119,510	103,812	223,322	15,698	(0.9)	(3.7)	(2.2)	22.7
JUN/JUNE	123,952	98,403	222,355	25,549	(14.1)	(18.7)	(16.2)	10.2
JUL/JULY	116,811	99,456	216,267	17,355	(13.0)	(16.1)	(14.5)	9.6
OGOS/AUG	115,029	97,849	212,878	17,180	(18.7)	(21.2)	(19.9)	(0.6)
SEPT/SEPT	124,310	99,936	224,246	24,374	(13.8)	(11.1)	(12.6)	(23.4)
OKT/OCT	126,092	113,187	239,279	12,904	(4.5)	(0.3)	(2.5)	(30.1)
NOV/NOV	121,736	109,501	231,237	12,234	(6.1)	1.5	(2.7)	(43.9)
DIS/DEC	118,379	106,631	225,010	11,749	(10.1)	2.9	(4.3)	(58.0)

**JADUAL 2 : EKSPORT, IMPORT, JUMLAH DAGANGAN DAN IMBANGAN DAGANGAN BAGI AGROMAKANAN DAN HASIL PERTANIAN TERPILIH**  
**TABLE 2 : EXPORTS, IMPORTS, TOTAL TRADE AND BALANCE OF TRADE FOR AGROFOOD AND SELECTED AGRICULTURAL PRODUCTS**

TEMPOH/ PERIOD	NILAI/VALUE (RM JUTA/ RM MILLION)				PERUBAHAN TAHUNAN/ ANNUAL CHANGE (%)			
	EKSPORT/ EXPORTS	IMPORT/ IMPORTS	JUMLAH DAGANGAN/ TOTAL TRADE	IMBANGAN DAGANGAN/ BALANCE OF TRADE	EKSPORT/ EXPORTS	IMPORT/ IMPORTS	JUMLAH DAGANGAN/ TOTAL TRADE	IMBANGAN DAGANGAN/ BALANCE OF TRADE
	2018	114,451	93,313	207,765	21,138	(9.5)	(2.0)	(6.3)
2019	115,522	93,510	209,032	22,012	0.9	0.2	0.6	4.1
2020	118,706	98,292	216,998	20,414	2.8	5.1	3.8	(7.3)
2021	154,479	120,470	274,949	34,010	30.1	22.6	26.7	66.6
2022	188,614	145,272	333,886	43,342	22.1	20.6	21.4	27.4
2023	160,172	135,321	294,806	25,511	(15.1)	(6.8)	(11.7)	(41.1)
2021								
ST1/Q1	31,058	28,113	59,171	2,944	12.0	12.0	12.0	11.6
ST2/Q2	37,512	30,855	68,367	6,656	40.2	34.7	37.7	73.0
ST3/Q3	39,137	29,176	68,313	9,961	28.1	23.4	26.1	44.2
ST4/Q4	46,773	32,325	79,098	14,448	38.9	21.3	31.1	105.8
2022								
ST1/Q1	43,108	35,717	78,825	7,391	38.8	27.0	33.2	151.0
ST2/Q2	50,498	36,502	87,000	13,996	34.6	18.3	27.3	110.3
ST3/Q3	48,706	38,610	87,317	10,096	24.4	32.3	27.8	1.4
ST4/Q4	46,302	34,443	80,744	11,859	(1.0)	6.6	2.1	(17.9)
2023								
ST1/Q1	39,240	32,953	71,955	6,517	(9.0)	(7.7)	(8.7)	(11.8)
ST2/Q2	37,311	33,007	69,870	4,734	(26.1)	(9.6)	(19.7)	(66.2)
ST3/Q3	39,981	33,505	73,486	6,475	(17.9)	(13.2)	(15.8)	(35.9)
ST4/Q4	43,640	35,856	79,496	7,784	(5.7)	4.1	(1.5)	(34.4)
2021								
JAN/JAN	9,085	9,540	18,625	(455)	(2.5)	13.5	5.1	(149.8)
FEB/FEB	9,727	8,477	18,204	1,250	5.0	11.6	8.0	(25.0)
MAC/MAR	12,245	10,096	22,342	2,149	33.9	11.1	22.5	3,749.9
APR/APR	12,395	10,385	22,779	2,010	55.8	29.2	42.4	(2,493.5)
MEI/MAY	11,686	9,645	21,331	2,041	40.0	38.1	39.1	49.4
JUN/JUNE	13,431	10,826	24,256	2,605	28.5	37.3	32.3	1.6
JUL/JULY	12,782	10,084	22,866	2,698	20.4	32.3	25.3	(10.0)
OGOS/AUG	12,022	9,193	21,214	2,829	27.8	16.5	22.6	86.0
SEPT/SEPT	14,333	9,899	24,233	4,434	36.3	21.8	30.0	85.6
OKT/OCT	14,473	9,899	24,372	4,573	27.5	22.7	25.5	39.1
NOV/NOV	15,478	10,898	26,376	4,579	61.2	27.0	45.0	350.7
DIS/DEC	16,823	11,527	28,350	5,296	32.2	15.2	24.7	94.9
2022								
JAN/JAN	14,171	12,625	26,796	1,546	56.0	32.3	43.9	(439.8)
FEB/FEB	12,561	10,791	23,353	1,770	29.1	27.3	28.3	41.6
MAC/MAR	16,375	12,301	28,676	4,074	33.7	21.8	28.4	89.6
APR/APR	16,436	11,917	28,352	4,519	32.6	14.8	24.5	124.8
MEI/MAY	15,648	12,232	27,880	3,416	33.9	26.8	30.7	67.3
JUN/JUNE	18,415	12,354	30,768	6,061	37.1	14.1	26.8	132.7
JUL/JULY	16,159	12,752	28,911	3,407	26.4	26.5	26.4	26.3
OGOS/AUG	16,133	13,624	29,757	2,509	34.2	48.2	40.3	(11.3)
SEPT/SEPT	16,414	12,234	28,648	4,180	14.5	23.6	18.2	(5.7)
OKT/OCT	14,093	11,446	25,539	2,647	(2.6)	15.6	4.8	(42.1)
NOV/NOV	15,164	11,877	27,041	3,287	(2.0)	9.0	2.5	(28.2)
DIS/DEC	17,044	11,119	28,164	5,925	1.3	(3.5)	(0.7)	11.9
2023								
JAN/JAN	11,755	11,093	22,848	662	(17.1)	(12.1)	(14.7)	(57.2)
FEB/FEB	12,260	10,166	22,324	2,192	(2.4)	(5.8)	(4.4)	23.8
MAC/MAR	15,225	11,694	26,783	3,664	(7.0)	(4.9)	(6.6)	(10.1)
APR/APR	11,718	10,875	22,447	981	(28.7)	(8.7)	(20.8)	(78.3)
MEI/MAY	12,871	11,459	24,209	1,528	(17.7)	(6.3)	(13.2)	(55.3)
JUN/JUNE	12,721	10,673	23,214	2,225	(30.9)	(13.6)	(24.6)	(63.3)
JUL/JULY	12,903	11,208	24,112	1,695	(20.1)	(12.1)	(16.6)	(50.2)
OGOS/AUG	13,333	11,175	24,507	2,158	(17.4)	(18.0)	(17.6)	(14.0)
SEPT/SEPT	13,744	11,122	24,867	2,622	(16.3)	(9.1)	(13.2)	(37.3)
OKT/OCT	14,933	11,978	26,911	2,955	6.0	4.6	5.4	11.7
NOV/NOV	14,491	11,830	26,321	2,661	(4.4)	(0.4)	(2.7)	(19.1)
DIS/DEC	14,216	12,048	26,264	2,167	(16.6)	8.4	(6.7)	(63.4)



**JADUAL 3 : EKSPORT, IMPORT, JUMLAH DAGANGAN DAN IMBANGAN DAGANGAN BAGI AGROMAKANAN**  
**TABLE 3 : EXPORTS, IMPORTS, TOTAL TRADE AND BALANCE OF TRADE FOR AGROFOOD**

TEMPOH/ PERIOD	NILAI/VALUE (RM JUTA/ RM MILLION)				PERUBAHAN TAHUNAN/ ANNUAL CHANGE (%)			
	EKSPORT/ EXPORTS	IMPORT/ IMPORTS	JUMLAH DAGANGAN/ TOTAL TRADE	IMBANGAN DAGANGAN/ BALANCE OF TRADE	EKSPORT/ EXPORTS	IMPORT/ IMPORTS	JUMLAH DAGANGAN/ TOTAL TRADE	IMBANGAN DAGANGAN/ BALANCE OF TRADE
	2018	31,496	50,148	81,644	(18,651)	(0.8)	(2.2)	(1.7)
2019	34,010	51,420	85,430	(17,409)	8.0	2.5	4.6	(6.7)
2020	33,710	55,431	89,142	(21,721)	(0.9)	7.8	4.3	24.8
2021	38,622	63,588	102,209	(24,966)	14.6	14.7	14.7	14.9
2022	44,551	75,541	120,092	(30,990)	15.4	18.8	17.5	24.1
2023	46,380	78,696	125,076	(32,316)	4.1	4.2	4.1	4.3
2021								
ST1/Q1	9,137	14,451	23,588	(5,313)	10.9	1.8	5.2	(10.7)
ST2/Q2	8,978	16,188	25,167	(7,210)	12.6	19.5	17.0	29.5
ST3/Q3	9,615	15,894	25,509	(6,280)	11.5	17.4	15.1	27.6
ST4/Q4	10,891	17,054	27,946	(6,163)	22.7	20.4	21.3	16.6
2022								
ST1/Q1	10,131	17,850	27,981	(7,718)	10.9	23.5	18.6	45.3
ST2/Q2	10,947	18,686	29,632	(7,739)	21.9	15.4	17.7	7.3
ST3/Q3	11,568	19,586	31,154	(8,018)	20.3	23.2	22.1	27.7
ST4/Q4	11,905	19,420	31,325	(7,515)	9.3	13.9	12.1	21.9
2023								
ST1/Q1	10,636	18,977	29,613	(8,341)	5.0	6.3	5.8	8.1
ST2/Q2	10,981	19,238	30,219	(8,257)	0.3	3.0	2.0	6.7
ST3/Q3	11,906	19,262	31,168	(7,356)	2.9	(1.7)	0.0	(8.3)
ST4/Q4	12,857	21,219	34,076	(8,362)	8.0	9.3	8.8	11.3
2021								
JAN/JAN	2,898	4,705	7,603	(1,807)	6.0	4.1	4.8	1.2
FEB/FEB	2,893	4,410	7,304	(1,517)	6.1	0.8	2.9	(7.9)
MAC/MAR	3,346	5,335	8,681	(1,989)	20.4	0.8	7.5	(20.9)
APR/APR	3,023	5,629	8,653	(2,606)	21.2	24.1	23.1	27.6
MEI/MAY	2,830	4,944	7,774	(2,115)	11.6	14.9	13.7	19.7
JUN/JUNE	3,125	5,614	8,740	(2,489)	6.1	19.3	14.2	41.5
JUL/JULY	3,135	5,404	8,539	(2,269)	5.5	24.4	16.7	65.4
OGOS/AUG	3,240	4,951	8,191	(1,711)	14.9	5.6	9.1	(8.4)
SEPT/SEPT	3,240	5,540	8,780	(2,300)	14.5	22.8	19.6	36.8
OKT/OCT	3,473	5,368	8,841	(1,895)	14.5	15.6	15.2	17.6
NOV/NOV	3,601	5,622	9,223	(2,020)	28.9	21.0	24.0	9.1
DIS/DEC	3,817	6,064	9,881	(2,247)	25.3	24.5	24.8	23.3
2022								
JAN/JAN	3,332	6,717	10,049	(3,385)	15.0	42.8	32.2	87.3
FEB/FEB	3,053	4,910	7,963	(1,856)	5.5	11.3	9.0	22.4
MAC/MAR	3,746	6,223	9,969	(2,477)	12.0	16.6	14.8	24.5
APR/APR	3,817	5,877	9,693	(2,060)	26.2	4.4	12.0	(20.9)
MEI/MAY	3,302	6,477	9,779	(3,175)	16.7	31.0	25.8	50.1
JUN/JUNE	3,828	6,332	10,159	(2,504)	22.5	12.8	16.2	0.6
JUL/JULY	3,798	6,311	10,109	(2,514)	21.1	16.8	18.4	10.8
OGOS/AUG	3,973	6,951	10,924	(2,978)	22.6	40.4	33.4	74.1
SEPT/SEPT	3,797	6,324	10,120	(2,527)	17.2	14.1	15.3	9.8
OKT/OCT	3,839	6,638	10,476	(2,799)	10.5	23.6	18.5	47.7
NOV/NOV	4,028	6,511	10,539	(2,483)	11.8	15.8	14.3	22.9
DIS/DEC	4,039	6,272	10,311	(2,233)	5.8	3.4	4.3	(0.6)
2023								
JAN/JAN	3,074	6,162	9,236	(3,088)	(7.7)	(8.3)	(8.1)	(8.8)
FEB/FEB	3,530	5,725	9,256	(2,195)	15.6	16.6	16.2	18.2
MAC/MAR	4,031	7,090	11,121	(3,059)	7.6	13.9	11.6	23.5
APR/APR	3,246	6,404	9,650	(3,158)	(15.0)	9.0	(0.4)	53.3
MEI/MAY	3,889	6,671	10,560	(2,782)	17.8	3.0	8.0	(12.4)
JUN/JUNE	3,846	6,163	10,009	(2,317)	0.5	(2.7)	(1.5)	(7.5)
JUL/JULY	3,839	6,422	10,261	(2,583)	1.1	1.8	1.5	2.8
OGOS/AUG	3,980	6,241	10,221	(2,260)	0.2	(10.2)	(6.4)	(24.1)
SEPT/SEPT	4,086	6,599	10,685	(2,512)	7.6	4.3	5.6	(0.6)
OKT/OCT	4,292	7,177	11,469	(2,884)	11.8	8.1	9.5	3.0
NOV/NOV	4,442	6,946	11,387	(2,504)	10.3	6.7	8.1	0.9
DIS/DEC	4,123	7,097	11,220	(2,974)	2.1	13.2	8.8	33.2

**JADUAL 4 : EKSPORT, IMPORT, JUMLAH DAGANGAN DAN IMBANGAN DAGANGAN BAGI KEPERLUAN PERTANIAN**  
**TABLE 4 : EXPORTS, IMPORTS, TOTAL TRADE AND BALANCE OF TRADE FOR AGRICULTURAL INPUTS**

TEMPOH/ PERIOD	NILAI/VALUE (RM JUTA/ RM MILLION)				PERUBAHAN TAHUNAN/ ANNUAL CHANGE (%)			
	EKSPORT/ EXPORTS	IMPORT/ IMPORTS	JUMLAH DAGANGAN/ TOTAL TRADE	IMBANGAN DAGANGAN/ BALANCE OF TRADE	EKSPORT/ EXPORTS	IMPORT/ IMPORTS	JUMLAH DAGANGAN/ TOTAL TRADE	IMBANGAN DAGANGAN/ BALANCE OF TRADE
2018	4,947	7,317	12,263	(2,370)	(0.6)	2.0	0.9	7.9
2019	4,817	6,143	10,959	(1,326)	(2.6)	(16.0)	(10.6)	(44.0)
2020	4,675	5,988	10,663	(1,313)	(2.9)	(2.5)	(2.7)	(1.0)
2021	6,320	8,496	14,816	(2,177)	35.2	41.9	38.9	65.8
2022	9,570	13,273	22,843	(3,703)	51.4	56.2	54.2	70.1
2023	6,417	10,811	17,048	(4,217)	(32.9)	(18.6)	(25.4)	13.9
2021								
ST1/Q1	1,192	1,742	2,934	(550)	(1.2)	19.3	10.0	116.2
ST2/Q2	1,498	2,026	3,524	(529)	29.8	25.9	27.5	16.1
ST3/Q3	1,505	1,870	3,375	(365)	33.7	35.0	34.4	40.3
ST4/Q4	2,125	2,857	4,983	(732)	78.6	86.5	83.0	113.8
2022								
ST1/Q1	2,397	3,255	5,652	(857)	101.1	86.8	92.6	55.8
ST2/Q2	2,093	3,046	5,140	(953)	39.8	50.3	45.8	80.2
ST3/Q3	2,440	3,961	6,401	(1,520)	62.2	111.8	89.7	316.0
ST4/Q4	2,639	3,012	5,651	(373)	24.2	5.4	13.4	(49.1)
2023								
ST1/Q1	2,026	2,659	4,685	(633)	(15.5)	(18.3)	(17.1)	(26.1)
ST2/Q2	1,237	2,760	3,817	(1,347)	(40.9)	(9.4)	(25.7)	41.3
ST3/Q3	1,477	2,561	4,037	(1,084)	(39.5)	(35.3)	(36.9)	(28.7)
ST4/Q4	1,678	2,831	4,509	(1,153)	(36.4)	(6.0)	(20.2)	209.4
2021								
JAN/JAN	381	554	934	(173)	(4.7)	23.9	10.4	266.9
FEB/FEB	397	508	905	(111)	3.5	23.7	14.0	306.0
MAC/MAR	414	681	1,095	(266)	(2.1)	12.8	6.7	47.8
APR/APR	459	663	1,122	(203)	56.4	2.3	19.2	(42.6)
MEI/MAY	456	699	1,155	(244)	34.4	27.8	30.3	17.0
JUN/JUNE	583	665	1,248	(82)	11.7	60.3	33.2	(176.5)
JUL/JULY	474	712	1,186	(238)	20.4	53.1	38.1	232.4
OGOS/AUG	507	601	1,108	(94)	63.9	41.9	51.2	(17.7)
SEPT/SEPT	524	557	1,081	(33)	24.1	12.1	17.6	(55.5)
OKT/OCT	722	728	1,450	(6)	102.9	67.0	83.1	(93.0)
NOV/NOV	692	1,080	1,771	(388)	51.4	90.0	72.8	248.7
DIS/DEC	711	1,050	1,762	(339)	88.7	98.7	94.5	123.6
2022								
JAN/JAN	916	1,118	2,034	(202)	140.7	102.1	117.8	17.1
FEB/FEB	657	1,142	1,798	(485)	65.4	124.7	98.7	336.4
MAC/MAR	825	995	1,819	(170)	99.0	46.1	66.1	(36.2)
APR/APR	1,050	942	1,992	109	128.7	42.1	77.6	(153.5)
MEI/MAY	518	1,037	1,555	(518)	13.8	48.3	34.7	112.8
JUN/JUNE	525	1,068	1,592	(543)	(10.0)	60.6	27.6	563.0
JUL/JULY	667	1,383	2,050	(715)	40.8	94.1	72.8	200.1
OGOS/AUG	682	1,640	2,322	(958)	34.6	172.9	109.6	919.5
SEPT/SEPT	1,090	938	2,028	152	108.2	68.4	87.7	(558.0)
OKT/OCT	650	946	1,596	(297)	(10.0)	30.1	10.1	5,213.7
NOV/NOV	1,173	1,158	2,331	15	69.5	7.3	31.6	(103.8)
DIS/DEC	817	907	1,724	(91)	14.8	(13.6)	(2.1)	(73.2)
2023								
JAN/JAN	781	1,013	1,794	(232)	(14.7)	(9.5)	(11.8)	14.4
FEB/FEB	621	813	1,433	(192)	(5.5)	(28.8)	(20.3)	(60.5)
MAC/MAR	624	834	1,458	(210)	(24.4)	(16.2)	(19.9)	23.7
APR/APR	362	962	1,324	(600)	(65.6)	2.2	(33.6)	(652.5)
MEI/MAY	423	995	1,418	(572)	(18.4)	(4.0)	(8.8)	10.4
JUN/JUNE	452	803	1,075	(174)	(13.8)	(24.8)	(32.5)	(67.9)
JUL/JULY	430	890	1,321	(460)	(35.5)	(35.6)	(35.6)	(35.7)
OGOS/AUG	547	894	1,441	(347)	(19.8)	(45.5)	(37.9)	(63.8)
SEPT/SEPT	499	776	1,275	(277)	(54.2)	(17.2)	(37.1)	(282.0)
OKT/OCT	567	944	1,511	(377)	(12.7)	(0.2)	(5.3)	27.2
NOV/NOV	549	977	1,526	(428)	(53.2)	(15.6)	(34.5)	(2,998.5)
DIS/DEC	562	910	1,472	(348)	(31.2)	0.3	(14.6)	283.2

**JADUAL 5 : EKSPORT, IMPORT, JUMLAH DAGANGAN DAN IMBANGAN DAGANGAN BAGI KELUARAN PERTANIAN LAIN**  
**TABLE 5 : EXPORTS, IMPORTS, TOTAL TRADE AND BALANCE OF TRADE FOR OTHER AGRICULTURAL PRODUCTS**

TEMPOH/ PERIOD	NILAI/VALUE (RM JUTA/ RM MILLION)				PERUBAHAN TAHUNAN/ ANNUAL CHANGE (%)			
	EKSPORT/ EXPORTS	IMPORT/ IMPORTS	JUMLAH DAGANGAN/ TOTAL TRADE	IMBANGAN DAGANGAN/ BALANCE OF TRADE	EKSPORT/ EXPORTS	IMPORT/ IMPORTS	JUMLAH DAGANGAN/ TOTAL TRADE	IMBANGAN DAGANGAN/ BALANCE OF TRADE
2018	78,008	35,849	113,857	42,159	(13.1)	(2.5)	(10.0)	(20.4)
2019	76,695	35,948	112,643	40,747	(1.7)	0.3	(1.1)	(3.3)
2020	80,321	36,872	117,193	43,448	4.7	2.6	4.0	6.6
2021	109,538	48,386	157,924	61,152	36.4	31.2	34.8	40.7
2022	134,492	56,458	190,950	78,034	22.8	16.7	20.9	27.6
2023	107,375	45,815	153,189	61,560	(20.2)	(18.9)	(19.8)	(21.1)
2021								
ST1/Q1	20,728	11,920	32,649	8,808	13.4	26.2	17.7	(0.4)
ST2/Q2	27,036	12,640	39,676	14,395	53.4	63.0	56.3	45.8
ST3/Q3	28,018	11,412	39,430	16,606	34.7	31.0	33.6	37.4
ST4/Q4	33,756	12,413	46,170	21,343	43.0	13.2	33.5	68.7
2022								
ST1/Q1	30,579	14,613	45,192	15,966	47.5	22.6	38.4	81.3
ST2/Q2	37,458	14,770	52,228	22,688	38.6	16.9	31.6	57.6
ST3/Q3	34,698	15,064	49,762	19,634	23.8	32.0	26.2	18.2
ST4/Q4	31,757	12,011	43,768	19,746	(5.9)	(3.2)	(5.2)	(7.5)
2023								
ST1/Q1	26,579	11,317	37,896	15,262	(13.1)	(22.6)	(16.1)	(4.4)
ST2/Q2	25,094	11,009	36,102	14,085	(33.0)	(25.5)	(30.9)	(37.9)
ST3/Q3	26,598	11,683	38,280	14,915	(23.3)	(22.4)	(23.1)	(24.0)
ST4/Q4	29,104	11,806	40,910	17,299	(8.4)	(1.7)	(6.5)	(12.4)
2021								
JAN/JAN	5,806	4,281	10,088	1,525	(6.1)	24.5	4.8	(44.5)
FEB/FEB	6,437	3,558	9,995	2,878	4.6	26.6	11.5	(13.9)
MAC/MAR	8,485	4,081	12,565	4,404	42.7	27.7	37.5	60.2
APR/APR	8,912	4,093	13,004	4,819	72.5	43.3	62.1	108.4
MEI/MAY	8,401	4,002	12,403	4,400	53.4	87.5	63.0	31.7
JUN/JUNE	9,723	4,546	14,269	5,176	39.3	64.5	46.4	22.7
JUL/JULY	9,173	3,968	13,142	5,205	26.4	41.0	30.5	17.2
OGOS/AUG	8,275	3,641	11,916	4,633	31.7	31.0	31.5	32.3
SEPT/SEPT	10,570	3,802	14,372	6,768	45.6	22.0	38.5	63.3
OKT/OCT	10,278	3,803	14,081	6,474	29.1	27.4	28.6	30.1
NOV/NOV	11,185	4,197	15,381	6,988	76.1	24.5	58.2	134.5
DIS/DEC	12,294	4,413	16,707	7,881	32.2	(4.2)	20.1	68.0
2022								
JAN/JAN	9,923	4,790	14,713	5,133	70.9	11.9	45.8	236.6
FEB/FEB	8,852	4,740	13,592	4,112	37.5	33.2	36.0	42.8
MAC/MAR	11,804	5,083	16,888	6,721	39.1	24.6	34.4	52.6
APR/APR	11,568	5,098	16,667	6,470	29.8	24.6	28.2	34.3
MEI/MAY	11,827	4,718	16,545	7,109	40.8	17.9	33.4	61.6
JUN/JUNE	14,063	4,954	19,017	9,109	44.6	9.0	33.3	76.0
JUL/JULY	11,694	5,058	16,752	6,636	27.5	27.5	27.5	27.5
OGOS/AUG	11,477	5,033	16,510	6,444	38.7	38.2	38.6	39.1
SEPT/SEPT	11,527	4,973	16,499	6,554	9.1	30.8	14.8	(3.2)
OKT/OCT	9,605	3,862	13,467	5,742	(6.5)	1.5	(4.4)	(11.3)
NOV/NOV	9,964	4,208	14,172	5,756	(10.9)	0.3	(7.9)	(17.6)
DIS/DEC	12,189	3,941	16,130	8,248	(0.9)	(10.7)	(3.5)	4.7
2023								
JAN/JAN	7,899	3,919	11,818	3,981	(20.4)	(18.2)	(19.7)	(22.4)
FEB/FEB	8,109	3,628	11,737	4,481	(8.4)	(23.5)	(13.6)	9.0
MAC/MAR	10,570	3,770	14,341	6,800	(10.5)	(25.8)	(15.1)	1.2
APR/APR	8,111	3,509	11,620	4,602	(29.9)	(31.2)	(30.3)	(28.9)
MEI/MAY	8,559	3,794	12,353	4,766	(27.6)	(19.6)	(25.3)	(33.0)
JUN/JUNE	8,423	3,706	12,129	4,717	(40.1)	(25.2)	(36.2)	(48.2)
JUL/JULY	8,634	3,896	12,529	4,738	(26.2)	(23.0)	(25.2)	(28.6)
OGOS/AUG	8,805	4,040	12,845	4,765	(23.3)	(19.7)	(22.2)	(26.0)
SEPT/SEPT	9,159	3,747	12,906	5,412	(20.5)	(24.6)	(21.8)	(17.4)
OKT/OCT	10,074	3,857	13,930	6,217	4.9	(0.1)	3.4	8.3
NOV/NOV	9,500	3,907	13,408	5,593	(4.6)	(7.1)	(5.4)	(2.8)
DIS/DEC	9,530	4,042	13,572	5,489	(21.8)	2.6	(15.9)	(33.5)

**JADUAL 6 : EKSPORT BAGI AGROMAKANAN DAN HASIL PERTANIAN TERPILIH MENGIKUT KATEGORI**  
**TABLE 6 : EXPORTS FOR AGROFOOD AND SELECTED AGRICULTURAL PRODUCTS BY CATEGORY**

KATEGORI CATEGORY	OKT/ OCT 2023	NOV/ NOV 2023	DIS/ DEC 2023	% DRP. JUMLAH EKSPORT % OF TOTAL EXPORTS	RM JUTA/MILLION	
					JAN - DIS/ JAN - DEC 2022	2023
<b>JUMLAH AGROMAKANAN</b> <b>TOTAL OF AGROFOOD</b>	<b>4,292.4</b>	<b>4,441.5</b>	<b>4,123.1</b>	<b>29.0</b>	<b>44,551.3</b>	<b>46,379.6</b>
<b>TERNAKAN</b> <b>LIVESTOCK</b>	<b>354.3</b>	<b>335.6</b>	<b>322.8</b>	<b>2.3</b>	<b>3,734.4</b>	<b>4,205.9</b>
BINATANG HIDUP <sup>1</sup> LIVE ANIMALS <sup>1</sup>	95.7	88.5	99.3	0.7	886.9	1,094.9
DAGING DAN SEDIAAN DAGING MEAT AND MEAT PREPARATIONS	95.2	78.3	69.7	0.5	1,038.6	1,138.5
HASIL TENUSU DAIRY PRODUCTS	108.5	116.7	104.5	0.7	1,123.2	1,280.2
TELUR UNGGAS POULTRY EGGS	54.9	52.1	49.4	0.3	685.6	692.2
<b>PERIKANAN</b> <b>FISHERIES</b>	<b>401.9</b>	<b>341.6</b>	<b>319.6</b>	<b>2.2</b>	<b>3,965.2</b>	<b>4,095.3</b>
IKAN, KRUSTASEA, MOLUSKA DAN SEDIAAN <sup>2</sup> FISH, CRUSTACEANS, MOLLUSCS AND PREPARATIONS <sup>2</sup>	401.9	341.6	319.6	2.2	3,965.2	4,095.3
<b>TANAMAN</b> <b>FOOD CROPS</b>	<b>2,046.6</b>	<b>2,241.1</b>	<b>2,096.5</b>	<b>14.7</b>	<b>20,354.1</b>	<b>21,984.7</b>
BIJIRIN DAN SEDIAAN BIJIRIN CEREALS AND CEREAL PREPARATIONS	480.7	544.1	479.8	3.4	4,751.9	5,251.5
SAYUR-SAYURAN VEGETABLES	120.7	123.5	121.1	0.9	1,274.5	1,530.5
BUAH-BUAHAN FRUITS	234.2	275.7	243.7	1.7	2,013.1	2,428.8
GULA, SEDIAAN GULA DAN MADU SUGARS, SUGAR PREPARATIONS AND HONEY	164.1	158.4	176.7	1.2	1,509.8	1,603.1
KOPI, KOKO, TEH, REMPAH DAN KELUARAN COFFEE, COCOA, TEA, SPICES AND MANUFACTURES	1,046.9	1,139.5	1,075.2	7.6	10,804.8	11,170.9
<b>LAIN-LAIN</b> <b>OTHERS</b>	<b>1,489.6</b>	<b>1,523.2</b>	<b>1,384.2</b>	<b>9.7</b>	<b>16,497.6</b>	<b>16,093.7</b>
BAHAN MAKANAN UNTUK TERNAKAN FEEDING STUFF FOR ANIMALS	297.0	334.7	236.3	1.7	3,552.8	3,127.5
KELUARAN DAN SEDIAAN MAKANAN LAIN MISCELLANEOUS EDIBLE PRODUCTS AND PREPARATIONS	1,192.6	1,188.6	1,147.9	8.1	12,944.9	12,966.2
<b>JUMLAH KEPERLUAN PERTANIAN</b> <b>TOTAL OF AGRICULTURAL INPUTS</b>	<b>567.0</b>	<b>549.2</b>	<b>562.1</b>	<b>4.0</b>	<b>9,570.1</b>	<b>6,417.4</b>
BAJA FERTILIZERS	410.4	392.9	367.5	2.6	6,875.9	4,170.4
UBAT-UBATAN VETERINAR VETERINARY MEDICAMENTS	1.6	1.1	1.3	0.0	30.9	26.6

**JADUAL 6 : EKSPORT BAGI AGROMAKANAN DAN HASIL PERTANIAN TERPILIH MENGIKUT KATEGORI**  
**TABLE 6 : EXPORTS FOR AGROFOOD AND SELECTED AGRICULTURAL PRODUCTS BY CATEGORY**

KATEGORI CATEGORY	OKT/ OCT 2023	NOV/ NOV 2023	DIS/ DEC 2023	% DRP. JUMLAH EKSPORT % OF TOTAL EXPORTS	RM JUTA/MILLION	
					JAN - DIS/ JAN - DEC 2022	JAN - DIS/ JAN - DEC 2023
UBAT PEMBUNUH KUMAN, UBAT SERANGGA DSB. <i>DISINFECTANTS, INSECTICIDES, FUNGICIDES, WEED KILLERS AND ANTI-SPROUTING PRODUCTS, ETC.</i>	107.0	94.2	114.0	0.8	1,648.7	1,412.4
JENTERA PERTANIAN (TERMASUK TRAKTOR) DAN ALAT GANTI <i>AGRICULTURAL MACHINERY (INCLUDING TRACTORS) AND PARTS</i>	48.0	61.1	79.4	0.6	1,014.6	808.0
<b>JUMLAH KELUARAN PERTANIAN LAIN</b> <b>TOTAL OF OTHER AGRICULTURAL PRODUCTS</b>	<b>10,073.7</b>	<b>9,500.4</b>	<b>9,530.3</b>	<b>67.0</b>	<b>115,384.8</b>	<b>107,374.7</b>
BINATANG HIDUP (BUKAN BINATANG TERNAKAN) <i>LIVE ANIMALS (NON LIVESTOCK)</i>	0.5	0.6	0.5	0.0	6.0	6.3
IKAN HIASAN <i>ORNAMENTAL FISH</i>	5.6	6.7	6.4	0.0	52.9	81.6
RUMPAI LAUT <i>SEAWEED</i>	1.5	1.3	2.06	0.0	10.4	13.7
LAIN-LAIN PRODUK IKAN <i>OTHER FISH PRODUCTS</i>	40.4	28.8	10.1	0.1	92.7	186.9
MINUMAN DAN TEMBAKAU <i>BEVERAGES AND TOBACCO</i>	254.0	275.9	287.4	2.0	2,756.7	3,115.8
MINYAK KELAPA SAWIT <i>PALM OIL</i>	5,261.4	4,582.9	4,757.1	33.5	74,882.1	54,302.1
MINYAK ISIRUNG KELAPA SAWIT <i>PALM KERNEL OIL</i>	517.7	591.1	582.4	4.1	9,253.2	5,847.2
BUNGA-BUNGAAN <i>FLORICULTURE</i>	32.8	32.8	34.8	0.2	420.4	405.3
BAHAN TANAMAN UNTUK PEMBIAKAN <i>SEEDS AND BUDS FOR SOWING</i>	11.6	11.6	10.7	0.1	115.0	140.1
LEMAK HAIWAN DAN SAYURAN/LAIN-LAIN BIJI-BIJI MINYAK <i>ANIMAL AND VEGETABLE FATS/OTHER OIL SEEDS</i>	1,420.3	1,516.2	1,287.9	9.1	18,113.8	15,817.8
GETAH ASLI DAN SUSU GETAH <i>NATURAL RUBBER AND NATURAL GUMS IN PRIMARY FORMS</i>	368.7	346.0	310.5	2.2	4,592.3	3,714.3
KULIT DAN BULU BINATANG <i>HIDES AND SKIN</i>	8.1	7.1	7.7	0.1	103.1	102.0
GENTIAN ASLI <i>NATURAL FIBRES</i>	219.4	231.1	207.8	1.5	2,961.1	2,479.1
HASIL PERHUTANAN <i>FORESTRY PRODUCTS</i>	1,931.7	1,868.4	2,025.1	14.2	2,025.1	21,162.8
<b>JUMLAH</b> <b>TOTAL</b>	<b>14,933.2</b>	<b>14,491.1</b>	<b>14,215.6</b>	<b>100.0</b>	<b>169,506.3</b>	<b>160,171.8</b>

Nota/Notes :

<sup>1</sup> Binatang Ternakan/Livestock

<sup>2</sup> Tidak Termasuk Ikan Hiasan/Excluding Ornamental Fish

**JADUAL 7 : IMPORT BAGI AGROMAKANAN DAN HASIL PERTANIAN TERPILIH MENGIKUT KATEGORI**  
**TABLE 7 : IMPORTS FOR AGROFOOD AND SELECTED AGRICULTURAL PRODUCTS BY CATEGORY**

KATEGORI CATEGORY	OKT/ OCT 2023	NOV/ NOV 2023	DIS/ DEC 2023	% DRP. JUMLAH IMPORT % OF TOTAL IMPORTS	RM JUTA/MILLION	
					JAN - DIS/ JAN - DEC 2022	JAN - DIS/ JAN - DEC 2023
<b>JUMLAH AGROMAKANAN</b> <b>TOTAL OF AGROFOOD</b>	<b>7,176.7</b>	<b>6,945.6</b>	<b>7,096.8</b>	<b>58.9</b>	<b>75,541.1</b>	<b>78,695.7</b>
<b>TERNAKAN</b> <b>LIVESTOCK</b>	<b>1,152.1</b>	<b>1,016.1</b>	<b>1,048.5</b>	<b>8.7</b>	<b>13,251.2</b>	<b>12,778.1</b>
BINATANG HIDUP <sup>1</sup> LIVE ANIMALS <sup>1</sup>	24.2	20.8	23.0	0.2	193.8	244.2
DAGING DAN SEDIAAN DAGING MEAT AND MEAT PREPARATIONS	636.0	489.7	488.9	4.1	6,747.7	7,101.4
HASIL TENUSU DAIRY PRODUCTS	489.5	500.2	533.3	4.4	6,257.6	5,385.9
TELUR UNGGAS POULTRY EGGS	2.5	5.4	3.4	0.0	52.1	46.6
<b>PERIKANAN</b> <b>FISHERIES</b>	<b>584.9</b>	<b>594.4</b>	<b>559.5</b>	<b>4.6</b>	<b>6,777.2</b>	<b>6,471.4</b>
IKAN, KRUSTASEA, MOLUSKA DAN SEDIAAN <sup>2</sup> FISH, CRUSTACEANS, MOLLUSCS AND PREPARATIONS <sup>2</sup>	584.9	594.4	559.5	4.6	6,777.2	6,471.4
<b>TANAMAN</b> <b>FOOD CROPS</b>	<b>3,887.3</b>	<b>3,918.1</b>	<b>4,163.8</b>	<b>34.6</b>	<b>37,100.1</b>	<b>42,579.0</b>
BIJIRIN DAN SEDIAAN BIJIRIN CEREALS AND CEREAL PREPARATIONS	1,256.4	1,229.9	957.9	8.0	10,854.5	11,797.7
SAYUR-SAYURAN VEGETABLES	624.9	647.3	638.8	5.3	6,225.4	7,038.7
BUAH-BUAHAN FRUITS	388.1	420.6	480.4	4.0	5,109.8	4,981.8
GULA, SEDIAAN GULA DAN MADU SUGARS, SUGAR PREPARATIONS AND HONEY	588.3	523.5	739.7	6.1	4,942.8	6,578.6
KOPI, KOKO, TEH, REMPAH DAN KELUARAN COFFEE, COCOA, TEA, SPICES AND MANUFACTURES	1,029.6	1,096.8	1,347.1	11.2	9,967.6	12,182.2
<b>LAIN-LAIN</b> <b>OTHERS</b>	<b>1,552.3</b>	<b>1,417.1</b>	<b>1,324.9</b>	<b>11.0</b>	<b>18,412.6</b>	<b>16,867.3</b>
BAHAN MAKANAN UNTUK TERNAKAN FEEDING STUFF FOR ANIMALS	793.4	676.5	589.4	4.9	9,430.5	8,436.2
KELUARAN DAN SEDIAAN MAKANAN LAIN MISCELLANEOUS EDIBLE PRODUCTS AND PREPARATIONS	758.9	740.6	735.5	6.1	8,982.1	8,431.1
<b>JUMLAH KEPERLUAN PERTANIAN</b> <b>TOTAL OF AGRICULTURAL INPUTS</b>	<b>944.3</b>	<b>976.9</b>	<b>909.8</b>	<b>7.6</b>	<b>13,273.0</b>	<b>10,810.7</b>
BAJA FERTILIZERS	492.6	466.3	457.3	3.8	9,140.3	5,710.3
UBAT-UBATAN VETERINAR VETERINARY MEDICAMENTS	93.8	171.4	107.3	0.9	979.9	1,584.7

**JADUAL 7 : IMPORT BAGI AGROMAKANAN DAN HASIL PERTANIAN TERPILIH MENGIKUT KATEGORI**  
**TABLE 7 : IMPORTS FOR AGROFOOD AND SELECTED AGRICULTURAL PRODUCTS BY CATEGORY**

KATEGORI CATEGORY	OKT/ OCT 2023	NOV/ NOV 2023	DIS/ DEC 2023	% DRP. JUMLAH IMPORT % OF TOTAL IMPORTS	RM JUTA/MILLION	
					JAN - DIS/ JAN - DEC 2022	JAN - DEC 2023
UBAT PEMBUNUH KUMAN, UBAT SERANGGA DSB. DISINFECTANTS, INSECTICIDES, FUNGICIDES, WEED KILLERS AND ANTI-SPROUTING PRODUCTS, ETC.	113.8	115.2	110.6	0.9	1,525.6	1,277.1
JENTERA PERTANIAN (TERMASUK TRAKTOR) DAN ALAT GANTI AGRICULTURAL MACHINERY (INCLUDING TRACTORS) AND PARTS	244.1	224.1	234.6	1.9	1,627.3	2,238.5
<b>JUMLAH KELUARAN PERTANIAN LAIN</b> <b>TOTAL OF OTHER AGRICULTURAL PRODUCTS</b>	<b>3,856.8</b>	<b>3,907.5</b>	<b>4,041.7</b>	<b>33.5</b>	<b>56,458.0</b>	<b>45,814.9</b>
BINATANG HIDUP (BUKAN BINATANG TERNAKAN) LIVE ANIMALS (NON LIVESTOCK)	0.8	0.5	0.4	0.0	11.1	7.6
IKAN HIASAN ORNAMENTAL FISH	3.9	5.2	5.8	0.0	69.3	84.3
RUMPAI LAUT SEAWEED	6.6	5.6	6.8	0.1	87.6	93.0
LAIN-LAIN PRODUK IKAN OTHER FISH PRODUCTS	24.2	45.4	14.7	0.1	198.6	250.5
MINUMAN DAN TEMBAKAU BEVERAGES AND TOBACCO	355.6	298.6	301.3	2.5	3,645.1	3,615.6
MINYAK KELAPA SAWIT PALM OIL	129.5	98.1	112.4	0.9	6,422.8	3,820.4
MINYAK ISIRUNG KELAPA SAWIT PALM KERNEL OIL	110.3	70.3	138.9	1.2	2,470.5	986.9
BUNGA-BUNGAAN FLORICULTURE	6.2	6.6	7.4	0.1	57.2	78.8
BAHAN TANAMAN UNTUK PEMBIAKAN SEEDS AND BUDS FOR SOWING	12.1	18.9	15.0	1,425.0	196.0	133.6
LEMAK HAIWAN DAN SAYURAN/LAIN-LAIN BIJI-BIJI MINYAK ANIMAL AND VEGETABLE FATS/OTHER OIL SEEDS	971.9	973.5	958.9	8.0	15,279.4	11,813.5
GETAH ASLI DAN SUSU GETAH NATURAL RUBBER AND NATURAL GUMS IN PRIMARY FORMS	554.1	658.7	775.2	6.4	7,244.2	5,729.2
KULIT DAN BULU BINATANG HIDES AND SKIN	24.4	31.8	24.9	0.2	444.0	343.5
GENTIAN ASLI NATURAL FIBRES	161.5	118.1	99.9	0.8	2,009.2	1,890.2
HASIL PERHUTANAN FORESTRY PRODUCTS	1,495.5	1,576.0	1,580.1	13.1	18,323.1	16,967.8
<b>JUMLAH</b> <b>TOTAL</b>	<b>11,977.8</b>	<b>11,830.0</b>	<b>12,048.3</b>	<b>100.0</b>	<b>145,272.0</b>	<b>135,321.3</b>

Nota/Notes:

<sup>1</sup> Binatang Ternakan/Livestock

<sup>2</sup> Tidak Termasuk Ikan Hiasan/Excluding Ornamental Fish

**JADUAL 8 : EKSPORT AGROMAKANAN MENGIKUT KOMODITI TERPILIH**  
**TABLE 8 : EXPORTS OF AGROFOOD BY SELECTED COMMODITIES**

KETERANGAN DESCRIPTION	OKT/ OCT 2023	NOV/ NOV 2023	DIS/ DEC 2023	% DRP. JUMLAH EKSPORT % OF TOTAL EXPORTS	RM JUTA/MILLION	
					JAN - DIS/ JAN - DEC 2022	2023
<b>BINATANG HIDUP<sup>1</sup></b> <b>LIVE ANIMALS<sup>1</sup></b>	<b>95.7</b>	<b>88.5</b>	<b>99.3</b>	<b>2.4</b>	<b>886.9</b>	<b>1,094.9</b>
LEMBU/KERBAU CATTLE/BUFFALO	0.2	0.0	0.06	0.0	1.81	0.31
KAMBING/BEBIRI GOATS/SHEEP	-	-	-	-	-	0.39
BABI SWINE	19.7	16.8	19.60	0.5	141.73	179.12
AYAM/ITIK LIVE POULTRY	75.8	71.7	79.61	1.9	743.40	915.08
AYAM TURKI TURKEY	-	-	-	-	-	-
<b>DAGING DAN SEDIAAN DAGING</b> <b>MEAT AND MEAT PREPARATIONS</b>	<b>95.2</b>	<b>78.3</b>	<b>69.7</b>	<b>1.7</b>	<b>1,038.6</b>	<b>1,138.5</b>
LEMBU/KERBAU BEEF	19.1	13.0	10.08	0.2	217.10	310.16
KAMBING/BEBIRI MUTTON	0.0	0.0	-	-	2.50	7.10
BABI PORK	4.3	4.3	4.22	0.1	27.97	38.42
AYAM/ITIK POULTRY MEAT	63.7	55.7	52.61	1.3	738.41	709.71
DAGING AYAM TURKI TURKEY MEATS	0.0	-	0.01	0.0	0.79	0.10
LAIN - LAIN OTHERS	8.1	5.1	2.80	0.1	51.88	73.04
<b>HASIL TENUSU</b> <b>DAIRY PRODUCTS</b>	<b>108.5</b>	<b>116.7</b>	<b>104.5</b>	<b>2.5</b>	<b>1,123.2</b>	<b>1,280.2</b>
SUSU SEGAR FRESH MILK	6.9	6.7	4.98	0.1	68.58	75.79
LAIN-LAIN SUSU, KRIM DAN PRODUK SUSU OTHER MILK, CREAM AND MILK PRODUCTS	87.2	99.8	87.54	2.1	872.07	1,027.44
MENTEGA/LAIN-LAIN MINYAK DAN LEMAK DARI TENUSU BUTTER/OTHER FATS AND OILS DERIVED FROM MILK	5.2	8.3	9.30	0.2	121.45	118.52
KEJU DAN DADIH CHEESE AND CURD	9.1	1.9	2.66	0.1	61.14	58.48
<b>TELUR UNGGAS</b> <b>POULTRY EGGS</b>	<b>54.9</b>	<b>52.1</b>	<b>49.4</b>	<b>1.2</b>	<b>685.6</b>	<b>692.2</b>
TELUR UNGGAS POULTRY EGGS	54.9	52.1	49.38	1.2	685.60	692.20
<b>IKAN, KRUSTASFA, MOLUSKA DAN SEDIAAN<sup>2</sup></b> <b>FISH, CRUSTACEANS, MOLLUSCS AND PREPARATION<sup>2</sup></b>	<b>401.9</b>	<b>341.6</b>	<b>319.6</b>	<b>7.8</b>	<b>3,965.2</b>	<b>4,095.3</b>
IKAN HIDUP FISH; ALIVE	2.9	2.3	2.37	0.1	24.80	27.23



**JADUAL 8 : EKSPORT AGROMAKANAN MENGIKUT KOMODITI TERPILIH**  
**TABLE 8 : EXPORTS OF AGROFOOD BY SELECTED COMMODITIES**

KETERANGAN DESCRIPTION	OKT/ OCT 2023	NOV/ NOV 2023	DIS/ DEC 2023	% DRP. JUMLAH EKPORT % OF TOTAL EXPORTS	RM JUTA/MILLION	
					JAN - DIS/ JAN - DEC 2022	2023
IKAN SEGAR, DISEJUKKAN DAN DIBEKUKAN FISH; FRESH, CHILLED AND FROZEN	70.2	67.1	59.93	1.5	815.16	801.55
IKAN KERING, ASIN DAN ASAP FISH; DRIED, SALTED OR IN BRINE, SMOKED	4.6	3.0	5.20	0.1	69.46	55.50
KRUSTASEA DAN MOLUSKA CRUSTACEANS AND MOLLUSCS	190.2	168.6	143.56	3.5	1,936.70	1,996.83
SEDIAAN IKAN, KRUSTASEA DAN MOLUSKA FISH, CRUSTACEANS AND MOLLUSCS; PREPARED	96.2	86.8	99.44	2.4	949.77	988.47
LAIN-LAIN PRODUK IKAN, KRUSTASIA DAN MOLUSKA OTHER FISH, CRUSTACEANS AND MOLLUSCS PRODUCTS	37.8	13.7	9.11	0.2	169.26	225.69
<b>BIJIRIN DAN SEDIAAN BIJIRIN CEREALS AND CEREAL PREPARATIONS</b>	<b>480.7</b>	<b>544.1</b>	<b>479.8</b>	<b>11.6</b>	<b>4,751.9</b>	<b>5,251.5</b>
BERAS RICE	20.9	25.6	18.20	0.4	197.21	221.18
TEPUNG BERAS RICE FLOUR	0.0	0.0	0.00	0.0	0.12	0.17
GANDUM DAN MESLIN WHEAT (INCLUDING SPELT) AND MESLIN	0.3	0.3	0.06	0.0	1.85	1.85
TEPUNG GANDUM DAN TEPUNG MESLIN WHEAT FLOUR AND MESLIN FLOUR	14.3	15.8	15.39	0.4	147.41	173.91
MALT MALT	2.5	1.9	2.13	0.1	19.04	20.65
BISKUT BISCUITS	33.2	38.4	33.70	0.8	345.82	339.28
KELUARAN ROTI BAKERS' WARES	175.1	156.3	144.90	3.5	1,962.16	2,056.88
BIJIRIN BERSALUT KOKO CEREAL COATED WITH CHOCOLATE	18.6	24.4	19.57	0.5	267.45	232.05
BIJIRIN JAGUNG GULUNG ATAU SERPIHAN ROLL OR FLAKE GRAINS OF MAIZE	1.0	1.3	2.18	0.1	18.50	8.64
LAIN-LAIN BIJIRIN JAGUNG OTHER WORKED GRAINS OF MAIZE	2.5	1.6	2.27	-	0.52	10.26
LAIN - LAIN OTHERS	212.4	278.3	241.44	5.9	1,791.83	2,186.66
<b>SAYUR - SAYURAN VEGETABLES</b>	<b>120.7</b>	<b>123.5</b>	<b>121.1</b>	<b>2.9</b>	<b>1,274.5</b>	<b>1,530.5</b>
<b>SAYUR-SAYURAN TROPIKA TROPICAL VEGETABLES</b>	<b>56.6</b>	<b>57.4</b>	<b>57.1</b>	<b>1.4</b>	<b>631.4</b>	<b>715.7</b>
BAYAM SPINACH	2.2	1.9	2.42	0.1	23.15	26.58
CENDAWAN MUSHROOMS	6.0	5.6	6.44	0.2	66.45	75.49
CILI CHILLIES	2.4	2.3	3.31	0.1	33.14	33.68

**JADUAL 8 : EKSPORT AGROMAKANAN MENGIKUT KOMODITI TERPILIH**  
**TABLE 8 : EXPORTS OF AGROFOOD BY SELECTED COMMODITIES**

KETERANGAN DESCRIPTION	OKT/ OCT 2023	NOV/ NOV 2023	DIS/ DEC 2023	% DRP. JUMLAH EKSPORT % OF TOTAL EXPORTS	RM JUTA/MILLION	
					JAN - DIS/ JAN - DEC 2022	2023
HALIA GINGER	1.2	1.0	1.10	0.0	9.08	15.36
JAGUNG MANIS SWEET CORN	3.5	3.8	3.83	0.1	40.47	42.90
KACANG BENDI LADY'S FINGERS	0.6	0.5	0.98	0.0	6.84	8.12
KACANG BUNCIS FRENCH BEANS	1.3	1.3	1.31	0.0	19.55	18.08
KACANG PANJANG LONG BEANS	1.6	1.5	0.94	0.0	10.93	14.23
KOBIS CABBAGES	1.5	1.1	1.83	0.0	10.37	17.89
SALAD LETTUCE	8.0	8.2	7.36	0.2	84.43	92.44
SAWI BRASSICA	0.7	0.3	1.09	0.0	14.13	10.51
SAYURAN CAMPURAN MIXTURES OF VEGETABLES	10.4	12.9	10.02	0.2	108.61	134.11
TERUNG AUBERGINES (EGG-PLANTS)	2.9	2.2	2.45	0.1	27.76	31.81
TIMUN CUCUMBER	3.3	4.4	3.38	0.1	46.97	44.16
TOMATO TOMATOES	10.4	10.1	10.19	0.2	122.46	144.33
UBI KAYU CASSAVA	0.3	0.0	0.11	0.0	1.35	1.63
UBI KELEDEK SWEET POTATO	0.4	0.3	0.32	0.0	5.75	4.43
<b>SAYUR-SAYURAN TEMPERATE TEMPERATE VEGETABLES</b>	<b>64.1</b>	<b>66.0</b>	<b>64.0</b>	<b>1.6</b>	<b>643.1</b>	<b>814.8</b>
BAWANG ONIONS AND SHALLOTS	4.9	3.3	3.93	0.1	45.34	55.11
BAWANG PUTIH GARLIC	9.2	11.7	14.07	0.3	52.01	106.69
BUNGA KOBIS/BROKOLI CAULIFLOWERS/HEADED BROCCOLI	1.0	1.3	0.89	0.0	5.42	10.78
KEKACANG SHELLED BEANS	8.9	6.5	2.87	0.1	76.97	135.33
LOBAK MERAH CARROTS AND TURNIPS	1.3	0.8	1.22	0.0	9.56	12.68
UBI KENTANG POTATOES	11.8	15.0	11.09	0.3	120.03	153.08
LAIN - LAIN OTHERS	27.1	27.5	29.95	0.7	333.75	341.10

**JADUAL 8 : EKSPORT AGROMAKANAN MENGIKUT KOMODITI TERPILIH**  
**TABLE 8 : EXPORTS OF AGROFOOD BY SELECTED COMMODITIES**

KETERANGAN DESCRIPTION	OKT/ OCT 2023	NOV/ NOV 2023	DIS/ DEC 2023	% DRP. JUMLAH EKPORT % OF TOTAL EXPORTS	RM JUTA/MILLION	
					JAN - DIS/ JAN - DEC 2022	2023
<b>BUAH-BUAHAN FRUITS</b>	<b>234.2</b>	<b>275.7</b>	<b>243.7</b>	<b>5.9</b>	<b>2,013.1</b>	<b>2,428.8</b>
<b>BUAH-BUAHAN TROPIKA TROPICAL FRUITS</b>	<b>217.2</b>	<b>257.7</b>	<b>229.1</b>	<b>5.6</b>	<b>1,847.2</b>	<b>2,243.3</b>
PISANG BANANAS	2.8	2.5	2.71	0.1	41.67	33.75
NANAS PINEAPPLES	3.4	2.9	2.92	0.1	40.86	38.97
KELAPA COCONUT	5.3	5.0	4.49	0.1	80.51	59.65
TEMBIKAI WATERMELONS AND MELONS	7.1	7.2	6.25	0.2	69.69	81.59
BETIK PAPAYAS	1.4	2.3	2.25	0.1	24.40	21.40
JAMBU BATU GUAVAS	1.1	0.9	0.86	0.0	10.09	11.94
MANGGA MANGOES	2.2	2.6	1.53	0.0	20.06	27.86
MANGGIS MANGOSTEENS	0.6	0.9	0.99	0.0	4.58	5.84
RAMBUTAN RAMBUTAN	2.1	0.6	0.21	0.0	1.69	4.67
DURIAN DURIAN	17.8	22.7	16.44	0.4	151.70	202.68
BELIMBING STAR FRUITS	1.3	2.3	2.41	0.1	17.69	18.00
NANGKA DAN CEMPEDAK JACK FRUIT	1.5	1.8	1.80	0.0	14.74	16.11
LANGSAT LANGSAT	10.7	4.2	0.03	0.0	1.49	15.27
MATA KUCING (TERMASUK LONGAN) MATA KUCING (INCLUDING LONGAN)	0.3	0.3	0.09	0.0	1.61	2.88
CIKU CIKUS	0.0	0.0	0.08	0.0	0.53	0.68
AVOCADO AVOCADOS	0.5	0.4	0.49	0.0	1.02	4.35
NAGA/PITAYA DRAGON FRUIT	1.4	1.0	1.11	0.0	15.40	16.84
ASAM JAWA TAMARIND	0.4	0.4	0.38	0.0	4.76	4.50
BUAH-BUAHAN DIAWET DAN SEDIAAN FRUIT PRESERVED AND PREPARATIONS	149.9	190.3	175.40	4.3	1,241.21	1,571.52
JUS BUAH-BUAHAN DAN SAYUR-SAYURAN FRUIT AND VEGETABLE JUICES	7.4	8.8	8.52	0.2	101.48	103.47

**JADUAL 8 : EKSPORT AGROMAKANAN MENGIKUT KOMODITI TERPILIH**  
**TABLE 8 : EXPORTS OF AGROFOOD BY SELECTED COMMODITIES**

KETERANGAN DESCRIPTION	OKT/ OCT 2023	NOV/ NOV 2023	DIS/ DEC 2023	% DRP. JUMLAH EKPORT % OF TOTAL EXPORTS	RM JUTA/MILLION	
					JAN - DIS/ JAN - DEC 2022	2023
BUAH-BUAHAN TROPIKA LAIN OTHER TROPICAL FRUITS	0.1	0.5	0.14	0.0	2.05	1.34
<b>BUAH-BUAHAN TEMPERATE TEMPERATE FRUITS</b>	<b>16.9</b>	<b>18.0</b>	<b>14.6</b>	<b>0.4</b>	<b>165.8</b>	<b>185.5</b>
EPAL APPLES	2.9	1.9	1.78	0.0	19.01	20.08
OREN ORANGES	2.3	1.1	1.57	0.0	22.10	19.85
LIMAU MANDARIN MANDARINS (INCLUDING TANGERINES AND SATSUMAS)	0.3	0.6	0.66	0.0	3.71	7.15
PIR PEARS AND QUINCES	0.5	0.5	0.96	0.0	4.69	6.11
ANGGUR GRAPES	1.7	1.6	1.89	0.0	10.36	16.36
KURMA DATES	0.6	0.7	0.66	0.0	20.55	20.64
KACANG NUTS	3.4	7.0	2.39	0.1	42.83	42.54
LAIN - LAIN OTHERS	5.1	4.6	4.66	0.1	42.60	52.75
<b>GULA, SEDIAAN GULA DAN MADU SUGARS, SUGAR PREPARATIONS AND HONEY</b>	<b>164.1</b>	<b>158.4</b>	<b>176.7</b>	<b>4.3</b>	<b>1,509.8</b>	<b>1,603.1</b>
GULA TEBU DAN GULA UBI CANE OR BEET SUGAR	82.8	78.7	103.18	2.5	618.79	678.15
MADU NATURAL HONEY	0.3	0.7	0.34	0.0	5.77	6.86
LAKTOS LACTOSE	0.0	0.1	0.01	0.0	0.42	1.27
MOLASS MOLASSES	4.6	2.1	1.59	0.0	17.60	31.26
GLUKOS/FRUKTOS/MALTOS GLUCOSE/FRUCTOSE/MALTOSE	1.0	0.7	1.63	0.0	22.87	13.02
SEDIAAN GULA SUGAR CONFECTIONERY	2.0	1.8	2.37	0.1	43.51	33.85
LAIN - LAIN OTHERS	73.4	74.4	67.60	1.6	800.81	838.65
<b>KOPI, KOKO, THE, REMPAH DAN KELUARAN COFFEE, COCOA, TEA, SPICES AND MANUFACTURES</b>	<b>1,046.9</b>	<b>1,139.5</b>	<b>1,075.2</b>	<b>26.1</b>	<b>10,804.8</b>	<b>11,170.9</b>
KOPI DAN PENGGANTINYA COFFEE AND COFFEE SUBSTITUTES	237.8	244.6	222.49	5.4	2,433.29	2,396.27
TEH TEA	15.8	17.1	13.46	0.3	119.63	143.48
KOKO COCOA	591.9	662.2	640.69	15.5	6,204.55	6,412.10

**JADUAL 8 : EKSPORT AGROMAKANAN MENGIKUT KOMODITI TERPILIH**  
**TABLE 8 : EXPORTS OF AGROFOOD BY SELECTED COMMODITIES**

KETERANGAN DESCRIPTION	OKT/ OCT 2023	NOV/ NOV 2023	DIS/ DEC 2023	% DRP. JUMLAH EKPORT % OF TOTAL EXPORTS	RM JUTA/MILLION	
					JAN - DIS/ JAN - DEC 2022	2023
COKLAT DAN SEDIAAN KOKO CHOCOLATE AND PREPARATIONS CONTAINING COCOA	165.0	179.5	164.22	4.0	1,611.40	1,794.95
KETUMBAR SEEDS OF CORIANDER	0.3	0.3	0.36	4.3	5.73	4.89
JINTAN SEEDS OF CUMIN	0.3	0.5	0.12	0.0	2.68	2.61
LADA (HITAM, PUTIH DAN HIJAU) PEPPER (BLACK, WHITE AND GREEN)	13.2	12.3	13.49	0.3	179.82	150.07
CILI KERING FRUITS OF THE GENUS CAPSICUM OR GENUS PIMENTA; DRIED	1.4	2.4	2.56	0.1	29.60	32.05
KUNYIT TURMERIC	0.4	0.5	0.45	0.0	3.42	3.98
LAIN - LAIN OTHERS	20.9	20.1	17.32	0.4	214.64	230.51
<b>BAHAN MAKANAN UNTUK TERNAKAN FEEDING STUFF FOR ANIMALS</b>	<b>297.0</b>	<b>334.7</b>	<b>236.3</b>	<b>5.7</b>	<b>3,552.8</b>	<b>3,127.5</b>
JAGUNG (TIDAK TERMASUK JAGUNG MANIS) MAIZE (NOT INCLUDING SWEET CORN)	0.2	0.4	0.85	0.0	3.86	3.32
HAMPAS KACANG SOYA OIL-CAKE AND OTHER SOLID RESIDUES FROM EXTRACTION OF SOYABEAN OIL	14.1	16.2	15.23	0.4	188.22	165.92
HAMPAS GANDUM BRAN AND POLLARD OF WHEAT	1.1	2.6	1.97	0.0	13.14	16.69
HAMPAS KACANG TANAH OIL-CAKE AND OTHER SOLID RESIDUES FROM EXTRACTION OF GROUND-NUTS OIL	-	-	-	-	-	-
HAMPAS RAPESEED OIL-CAKE AND OTHER SOLID RESIDUES OF RAPESEED	0.0	-	0.09	0.0	0.96	0.49
HAMPAS KELAPA DAN KOPRA OIL-CAKE AND OTHER SOLID RESIDUES OF COCONUT OR COPRA	0.1	-	-	-	0.83	1.07
HAMPAS BERAS BRAN AND RESIDUES OF RICE	-	-	-	-	-	-
HAMPAS DAGING MEAT OFFAL; GREAVES	2.7	3.1	2.29	0.1	22.68	28.59
HAMPAS KANJI RESIDUES OF STARCH MANUFACTURE AND SIMILAR RESIDUES	-	-	-	-	-	-
HAMPAS ISIRUNG KELAPA SAWIT PALM KERNEL CAKE	151.3	195.1	99.66	2.4	1,710.82	1,508.02
MAKANAN TERNAKAN SEDIAAN LAIN OTHER PREPARATIONS OF A KIND USED IN ANIMAL FEEDING	-	-	-	-	-	-
LAIN - LAIN OTHERS	127.5	117.3	116.17	2.8	1,612.26	1,403.42
<b>KELUARAN DAN SEDIAAN MAKANAN LAIN MISCELLANEOUS EDIBLE PRODUCTS AND PREPARATIONS</b>	<b>1,192.6</b>	<b>1,188.6</b>	<b>1,147.9</b>	<b>27.8</b>	<b>12,944.9</b>	<b>12,966.2</b>
MARJERIN DAN LELEMAK MARGARINE AND SHORTENING	231.2	228.6	192.54	4.7	3,036.94	2,508.53

**JADUAL 8 : EKSPORT AGROMAKANAN MENGIKUT KOMODITI TERPILIH**  
**TABLE 8 : EXPORTS OF AGROFOOD BY SELECTED COMMODITIES**

KETERANGAN DESCRIPTION	OKT/ OCT 2023	NOV/ NOV 2023	DIS/ DEC 2023	% DRP. JUMLAH EKPORT % OF TOTAL EXPORTS	RM JUTA/MILLION	
					JAN - DIS/ JAN - DEC 2022	2023
RUMUSAN SUSU BAYI PREPARATIONS FOR INFANTS' FEEDING	-	15.0	-	-	-	-
MAKANAN BAYI INFANTS' FOOD	14.2	-	19.97	0.5	170.19	156.28
SOS SAUCES	85.9	89.8	81.41	2.0	922.56	975.52
SUP SOUP	6.0	7.1	6.41	0.2	48.94	68.50
MI/MIHUN/PASTA NOODLES/VERMICELLI/PASTA	2.3	2.0	2.77	0.1	24.57	25.20
MAKANAN TAMBAHAN FOOD SUPPLEMENTS	41.8	33.3	37.34	0.9	462.36	439.69
YIS YEASTS	2.3	3.5	2.42	0.1	50.31	31.43
SUSU ISIAN FILLED MILK	297.5	262.6	249.10	6.0	1,856.57	2,762.78
SARANG BURUNG BIRDS' NESTS	88.9	103.7	124.02	3.0	1,332.21	1,178.14
LAIN - LAIN OTHERS	422.4	443.0	431.95	10.5	5,040.24	4,820.15
<b>JUMLAH TOTAL</b>	<b>4,292.4</b>	<b>4,441.5</b>	<b>4,123.1</b>	<b>100.0</b>	<b>44,551.3</b>	<b>46,379.6</b>

Nota/Notes:

<sup>1</sup> Binatang Ternakan/Livestock

<sup>2</sup> Tidak Termasuk Ikan Hiasan/Excluding Ornamental Fish

**JADUAL 9 : IMPORT AGROMAKANAN MENGIKUT KOMODITI TERPILIH**  
**TABLE 9 : IMPORTS OF AGROFOOD BY SELECTED COMMODITIES**

KETERANGAN DESCRIPTION	OKT/ OCT 2023	NOV/ NOV 2023	DIS/ DEC 2023	% DRP. JUMLAH IMPORT % OF TOTAL IMPORTS	RM JUTA/MILLION	
					JAN - DIS/ JAN - DEC 2022	2023
<b>BINATANG HIDUP<sup>1</sup></b> <b>LIVE ANIMALS<sup>1</sup></b>	<b>24.2</b>	<b>20.8</b>	<b>23.0</b>	<b>0.3</b>	<b>193.8</b>	<b>244.2</b>
LEMBU/KERBAU CATTLE/BUFFALO	9.1	12.8	10.3	0.1	103.3	113.7
KAMBING/BEIRI GOATS/SHEEP	2.4	0.7	1.0	0.0	20.6	27.2
BABI SWINE	-	-	7.8	0.1	-	7.8
AYAM/ITIK LIVE POULTRY	12.6	7.2	3.8	0.1	69.9	95.5
AYAM TURKI TURKEY	-	-	0.0	0.0	-	0.0
ANGSA GOOSE	-	-	-	-	-	0.0
<b>DAGING DAN SEDIAAN DAGING</b> <b>MEAT AND MEAT PREPARATIONS</b>	<b>636.0</b>	<b>489.7</b>	<b>488.9</b>	<b>6.9</b>	<b>6,747.7</b>	<b>7,101.4</b>
LEMBU/KERBAU BEEF	351.6	235.2	220.6	3.1	3,378.3	3,262.6
KAMBING/BEIRI MUTTON	46.8	42.8	51.1	0.7	1,280.3	772.5
BABI PORK	53.8	61.1	64.2	0.9	475.1	929.0
AYAM/ITIK POULTRY MEAT	180.9	146.7	150.9	2.1	1,592.0	2,082.4
DAGING AYAM TURKI TURKEY MEATS	-	0.1	-	-	1.1	0.3
LAIN - LAIN OTHERS	2.8	3.8	2.2	0.0	21.0	54.7
<b>HASIL TENUSU</b> <b>DAIRY PRODUCTS</b>	<b>489.5</b>	<b>500.2</b>	<b>533.3</b>	<b>7.5</b>	<b>6,257.6</b>	<b>5,385.9</b>
SUSU SEGAR FRESH MILK	24.6	29.6	22.3	0.3	278.6	234.1
LAIN-LAIN SUSU, KRIM DAN PRODUK SUSU OTHER MILK, CREAM AND MILK PRODUCTS	333.4	342.4	353.4	5.0	4,541.5	3,693.0
MENTEGA/LAIN-LAIN MINYAK DAN LEMAK DARI TENUSU BUTTER/OTHER FATS AND OILS DERIVED FROM MILK	60.0	59.7	80.6	1.1	635.5	664.7
KEJU DAN DADIH CHEESE AND CURD	71.5	68.5	76.9	1.1	802.0	794.0
<b>TELUR UNGGAS</b> <b>POULTRY EGGS</b>	<b>2.5</b>	<b>5.4</b>	<b>3.4</b>	<b>0.0</b>	<b>52.1</b>	<b>46.6</b>
TELUR UNGGAS POULTRY EGGS	2.5	5.4	3.4	0.0	52.1	46.6
<b>IKAN, KRUSTASEA, MOLUSKA DAN SEDIAAN<sup>2</sup></b> <b>FISH, CRUSTACEANS, MOLLUSCS AND PREPARATION<sup>2</sup></b>	<b>584.9</b>	<b>594.4</b>	<b>559.5</b>	<b>7.9</b>	<b>6,777.2</b>	<b>6,471.4</b>
IKAN HIDUP FISH; ALIVE	1.8	1.9	2.7	0.0	16.3	29.8

**JADUAL 9 : IMPORT AGROMAKANAN MENGIKUT KOMODITI TERPILIH**  
**TABLE 9 : IMPORTS OF AGROFOOD BY SELECTED COMMODITIES**

KETERANGAN DESCRIPTION	OKT/ OCT 2023	NOV/ NOV 2023	DIS/ DEC 2023	% DRP. JUMLAH IMPORT % OF TOTAL IMPORTS	RM JUTA/MILLION	
					JAN - DIS/ JAN - DEC 2022	2023
IKAN SEGAR, DISEJUKKAN DAN DIBEKUKAN FISH; FRESH, CHILLED AND FROZEN	268.6	285.7	279.1	3.9	3,381.9	3,217.0
IKAN KERING, ASIN DAN ASAP FISH; DRIED, SALTED OR IN BRINE, SMOKED	18.4	16.1	17.2	0.2	226.7	207.2
KRUSTASEA DAN MOLUSKA CRUSTACEANS AND MOLLUSCS	190.3	181.2	154.1	2.2	2,035.6	1,952.2
SEDIAAN IKAN, KRUSTASEA DAN MOLUSKA FISH, CRUSTACEANS AND MOLLUSCS; PREPARED	78.4	81.0	81.9	1.2	883.2	787.8
LAIN-LAIN PRODUK IKAN, KRUSTASIA DAN MOLUSKA OTHER FISH, CRUSTACEANS AND MOLLUSCS PRODUCTS	27.5	28.4	24.6	0.3	233.4	277.3
<b>BIJIRIN DAN SEDIAAN BIJIRIN CEREALS AND CEREAL PREPARATIONS</b>	<b>1,256.4</b>	<b>1,229.9</b>	<b>957.9</b>	<b>13.5</b>	<b>10,854.5</b>	<b>11,797.7</b>
BERAS RICE	622.1	520.9	411.2	5.8	2,674.7	3,732.0
TEPUNG BERAS RICE FLOUR	3.3	3.1	1.2	0.0	24.0	29.5
GANDUM DAN MESLIN WHEAT (INCLUDING SPELT) AND MESLIN	174.1	219.3	180.2	2.5	2,618.8	2,672.4
TEPUNG GANDUM DAN TEPUNG MESLIN WHEAT FLOUR AND MESLIN FLOUR	18.7	22.0	21.9	0.3	577.1	229.4
MALT MALT	12.0	15.0	13.3	0.2	185.7	136.7
BISKUT BISCUITS	23.9	27.8	29.2	0.4	272.0	285.5
KELUARAN ROTI BAKERS' WARES	26.1	28.0	27.0	0.4	243.5	252.9
BIJIRIN BERSALUT KOKO CEREAL COATED WITH CHOCOLATE	7.6	9.0	10.8	0.2	100.6	96.8
BIJIRIN JAGUNG GULUNG ATAU SERPIHAN ROLL OR FLAKE GRAINS OF MAIZE	269.0	279.9	160.8	2.3	2,989.7	3,209.7
LAIN-LAIN BIJIRIN JAGUNG OTHER WORKED GRAINS OF MAIZE	0.8	0.3	0.6	0.0	7.4	9.3
LAIN - LAIN OTHERS	98.8	104.5	101.5	1.4	1,161.1	1,143.6
<b>SAYUR - SAYURAN VEGETABLES</b>	<b>624.9</b>	<b>647.3</b>	<b>638.8</b>	<b>9.0</b>	<b>6,225.4</b>	<b>7,038.7</b>
<b>SAYUR-SAYURAN TROPIKA TROPICAL VEGETABLES</b>	<b>132.4</b>	<b>124.0</b>	<b>130.2</b>	<b>1.8</b>	<b>1,428.1</b>	<b>1,502.7</b>
BAYAM SPINACH	1.6	1.5	1.3	0.0	15.6	18.2
CENDAWAN MUSHROOMS	25.1	27.2	28.3	0.4	314.8	300.9
CILI CHILLIES	22.2	25.0	24.2	0.3	201.7	223.0



**JADUAL 9 : IMPORT AGROMAKANAN MENGIKUT KOMODITI TERPILIH**  
**TABLE 9 : IMPORTS OF AGROFOOD BY SELECTED COMMODITIES**

KETERANGAN DESCRIPTION	OKT/ OCT 2023	NOV/ NOV 2023	DIS/ DEC 2023	% DRP. JUMLAH IMPORT % OF TOTAL IMPORTS	RM JUTA/MILLION	
					JAN - DIS/ JAN - DEC 2022	JAN - DIS/ JAN - DEC 2023
HALIA GINGER	21.4	17.2	21.4	0.3	144.8	261.3
JAGUNG MANIS SWEET CORN	6.2	5.8	6.4	0.1	59.6	63.0
KACANG BENDI LADY'S FINGERS	0.1	0.1	0.1	0.0	0.9	0.9
KACANG BUNCIS FRENCH BEANS	0.2	0.2	0.3	0.0	2.1	3.1
KACANG PANJANG LONG BEANS	0.2	0.1	0.1	0.0	1.5	1.9
KOBIS CABBAGES	19.1	15.5	17.8	0.3	255.8	236.9
SALAD LETTUCE	2.3	2.0	1.9	0.0	20.4	21.9
SAWI BRASSICA	1.1	0.8	0.9	0.0	19.9	14.3
SAYURAN CAMPURAN MIXTURES OF VEGETABLES	14.7	13.7	15.4	0.2	196.5	161.7
TERUNG AUBERGINES (EGG-PLANTS)	0.3	0.3	0.3	0.0	4.3	3.8
TIMUN CUCUMBER	0.8	1.0	1.2	0.0	10.4	10.4
TOMATO TOMATOES	12.1	9.6	5.8	0.1	131.7	125.7
UBI KAYU CASSAVA	0.3	0.1	0.1	0.0	2.0	4.4
UBI KELEDEK SWEET POTATO	4.9	3.9	4.5	0.1	46.1	51.3
<b>SAYUR-SAYURAN TEMPERATE TEMPERATE VEGETABLES</b>	<b>492.5</b>	<b>523.4</b>	<b>508.6</b>	<b>7.2</b>	<b>4,797.3</b>	<b>5,536.0</b>
BAWANG ONIONS AND SHALLOTS	99.3	124.7	111.6	1.6	944.9	1,042.5
BAWANG PUTIH GARLIC	93.5	106.2	124.5	1.8	643.0	1,068.1
BUNGA KOBIS/BROKOLI CAULIFLOWERS/HEADED BROCCOLI	27.6	26.4	28.8	0.4	324.5	340.5
KEKACANG SHELLED BEANS	45.9	42.1	34.5	0.5	498.2	575.6
LOBAK MERAH CARROTS AND TURNIPS	15.1	13.1	17.0	0.2	217.0	193.7
UBI KENTANG POTATOES	162.9	164.4	132.2	1.9	1,543.8	1,742.5
LAIN - LAIN OTHERS	48.3	46.4	60.1	0.8	626.0	573.2

**JADUAL 9 : IMPORT AGROMAKANAN MENGIKUT KOMODITI TERPILIH**  
**TABLE 9 : IMPORTS OF AGROFOOD BY SELECTED COMMODITIES**

KETERANGAN DESCRIPTION	OKT/ OCT 2023	NOV/ NOV 2023	DIS/ DEC 2023	% DRP. JUMLAH IMPORT % OF TOTAL IMPORTS	RM JUTA/MILLION	
					JAN - DIS/ JAN - DEC 2022	2023
<b>BUAH-BUAHAN</b> <b>FRUITS</b>	<b>388.1</b>	<b>420.6</b>	<b>480.4</b>	<b>6.8</b>	<b>5,109.8</b>	<b>4,981.8</b>
<b>BUAH-BUAHAN TROPIKA</b> <b>TROPICAL FRUITS</b>	<b>146.0</b>	<b>155.5</b>	<b>150.6</b>	<b>2.1</b>	<b>1,827.3</b>	<b>1,744.9</b>
PISANG BANANAS	7.4	6.7	6.7	0.1	62.2	86.4
NANAS PINEAPPLES	1.7	1.4	1.0	0.0	21.3	15.5
KELAPA COCONUT	22.0	20.9	26.6	0.4	295.8	264.7
TEMBIKAI WATERMELONS AND MELONS	5.1	3.9	2.8	0.0	35.4	44.5
BETIK PAPAYAS	0.2	0.2	0.1	0.0	1.0	1.7
JAMBU BATU GUAVAS	0.4	0.4	0.5	0.0	7.2	5.8
MANGGA MANGOES	4.4	4.1	3.6	0.1	94.4	84.4
MANGGIS MANGOSTEENS	0.1	0.1	0.6	0.0	8.9	5.3
RAMBUTAN RAMBUTAN	0.1	0.0	-	-	4.4	2.8
DURIAN DURIAN	0.2	-	-	-	17.8	48.1
BELIMBING STAR FRUITS	-	-	-	-	0.0	0.0
NANGKA DAN CEMPEDAK JACK FRUIT	0.4	0.0	0.0	0.0	0.1	1.4
LANGSAT LANGSAT	1.9	0.1	0.0	0.0	0.8	4.9
MATA KUCING (TERMASUK LONGAN) MATA KUCING (INCLUDING LONGAN)	5.3	4.7	5.4	0.1	171.9	108.8
CIKU CIKUS	0.0	0.0	0.1	0.0	0.6	0.6
AVOCADO AVOCADOS	5.3	6.8	5.1	0.1	63.4	67.5
NAGA/PITAYA DRAGON FRUIT	1.6	0.8	1.6	0.0	10.9	12.7
ASAM JAWA TAMARIND	3.4	3.4	1.9	0.0	43.6	32.3
BUAH-BUAHAN DIAWET DAN SEDIAAN FRUIT PRESERVED AND PREPARATIONS	58.4	71.6	71.6	1.0	707.9	699.7
JUS BUAH-BUAHAN DAN SAYUR-SAYURAN FRUIT AND VEGETABLE JUICES	20.4	20.9	16.1	0.2	217.3	195.9

**JADUAL 9 : IMPORT AGROMAKANAN MENGIKUT KOMODITI TERPILIH**  
**TABLE 9 : IMPORTS OF AGROFOOD BY SELECTED COMMODITIES**

KETERANGAN DESCRIPTION	OKT/ OCT 2023	NOV/ NOV 2023	DIS/ DEC 2023	% DRP. JUMLAH IMPORT % OF TOTAL IMPORTS	RM JUTA/MILLION	
					JAN - DIS/ JAN - DEC 2022	JAN - DIS/ JAN - DEC 2023
BUAH-BUAHAN TROPIKA LAIN OTHER TROPICAL FRUITS	7.6	9.6	6.9	0.1	62.4	62.0
<b>BUAH-BUAHAN TEMPERATE TEMPERATE FRUITS</b>	<b>242.1</b>	<b>265.1</b>	<b>329.8</b>	<b>4.6</b>	<b>3,282.5</b>	<b>3,236.9</b>
EPAL APPLES	51.2	60.0	61.8	0.9	558.0	586.6
OREN ORANGES	34.8	18.4	31.2	0.4	480.0	420.8
LIMAU MANDARIN MANDARINS (INCLUDING TANGERINES AND SATSUMAS)	8.7	14.3	51.4	0.7	385.7	290.9
PIR PEARS AND QUINCES	10.9	12.0	11.2	0.2	187.9	169.5
ANGGUR GRAPES	45.0	51.6	41.7	0.6	481.2	544.8
KURMA DATES	8.8	11.1	26.7	0.4	267.9	214.9
KACANG NUTS	33.0	46.0	50.4	0.7	383.3	406.8
LAIN - LAIN OTHERS	49.7	51.6	55.3	0.8	538.6	602.6
<b>GULA, SEDIAAN GULA DAN MADU SUGARS, SUGAR PREPARATIONS AND HONEY</b>	<b>588.3</b>	<b>523.5</b>	<b>739.7</b>	<b>10.4</b>	<b>4,942.8</b>	<b>6,578.6</b>
GULA TEBU DAN GULA UBI CANE OR BEET SUGAR	488.5	415.8	642.9	9.1	3,849.8	5,465.3
MADU NATURAL HONEY	4.1	4.8	4.0	0.1	69.1	51.3
LAKTOS LACTOSE	1.9	1.8	0.9	0.0	40.4	30.3
MOLASS MOLASSES	4.4	3.8	3.4	0.0	49.5	51.9
GLUKOS/FRUKTOS/MALTOS GLUCOSE/FRUCTOSE/MALTOSE	23.2	24.2	31.0	0.4	248.7	251.7
SEDIAAN GULA SUGAR CONFECTIONERY	8.7	10.1	10.4	0.1	104.8	101.6
LAIN - LAIN OTHERS	57.5	63.1	47.1	0.7	580.5	626.5
<b>KOPI, KOKO, THE, REMPAH DAN KELUARAN COFFEE, COCOA, TEA, SPICES AND MANUFACTURES</b>	<b>1,029.6</b>	<b>1,096.8</b>	<b>1,347.1</b>	<b>19.0</b>	<b>9,967.6</b>	<b>12,182.2</b>
KOPI DAN PENGGANTINYA COFFEE AND COFFEE SUBSTITUTES	180.1	170.0	200.0	2.8	2,257.7	2,030.0
TEH TEA	47.5	51.2	39.6	0.6	387.5	445.5
KOKO COCOA	617.9	691.6	933.9	13.2	5,190.6	7,512.5

**JADUAL 9 : IMPORT AGROMAKANAN MENGIKUT KOMODITI TERPILIH**  
**TABLE 9 : IMPORTS OF AGROFOOD BY SELECTED COMMODITIES**

KETERANGAN DESCRIPTION	OKT/ OCT 2023	NOV/ NOV 2023	DIS/ DEC 2023	% DRP. JUMLAH IMPORT % OF TOTAL IMPORTS	RM JUTA/MILLION	
					JAN - DIS/ JAN - DEC 2022	2023
COKLAT DAN SEDIAAN KOKO CHOCOLATE AND PREPARATIONS CONTAINING COCOA	84.9	82.0	69.8	1.0	907.0	863.9
KETUMBAR SEEDS OF CORIANDER	10.6	6.3	8.9	0.1	118.6	102.9
JINTAN SEEDS OF CUMIN	6.3	12.0	4.4	0.1	43.7	102.0
LADA (HITAM, PUTIH DAN HIJAU) PEPPER (BLACK, WHITE AND GREEN)	4.2	4.9	6.5	0.1	68.0	68.1
CILI KERING FRUITS OF THE GENUS CAPSICUM OR GENUS PIMENTA; DRIED	47.6	49.8	56.9	0.8	634.0	731.5
KUNYIT TURMERIC	7.7	7.0	4.2	0.1	52.8	58.9
LAIN - LAIN OTHERS	22.6	21.9	22.8	0.3	307.8	266.9
<b>BAHAN MAKANAN UNTUK TERNAKAN FEEDING STUFF FOR ANIMALS</b>	<b>793.4</b>	<b>676.5</b>	<b>589.4</b>	<b>8.3</b>	<b>9,430.5</b>	<b>8,436.2</b>
JAGUNG (TIDAK TERMASUK JAGUNG MANIS) MAIZE (NOT INCLUDING SWEET CORN)	181.5	158.6	157.3	2.2	2,889.1	1,938.7
HAMPAS KACANG SOYA OIL-CAKE AND OTHER SOLID RESIDUES FROM EXTRACTION OF SOYABEAN OIL	316.4	239.7	167.9	2.4	3,443.7	3,373.7
HAMPAS GANDUM BRAN AND POLLARD OF WHEAT	11.2	11.5	9.3	0.1	134.1	124.7
HAMPAS KACANG TANAH OIL-CAKE AND OTHER SOLID RESIDUES FROM EXTRACTION OF GROUND-NUTS OIL	-	-	-	-	0.0	0.0
HAMPAS RAPESEED OIL-CAKE AND OTHER SOLID RESIDUES OF RAPESEED	1.2	1.7	0.8	0.0	7.2	11.1
HAMPAS KELAPA DAN KOPRA OIL-CAKE AND OTHER SOLID RESIDUES OF COCONUT OR COPRA	0.0	0.8	0.0	0.0	5.6	4.1
HAMPAS BERAS BRAN AND RESIDUES OF RICE	-	-	-	-	-	-
HAMPAS DAGING MEAT OFFAL; GREAVES	49.1	44.6	39.0	0.5	458.0	487.7
HAMPAS KANJI RESIDUES OF STARCH MANUFACTURE AND SIMILAR RESIDUES	-	-	-	-	-	-
HAMPAS ISIRUNG KELAPA SAWIT PALM KERNEL CAKE	13.4	18.5	15.0	0.2	50.0	144.5
MAKANAN TERNAKAN SEDIAAN LAIN OTHER PREPARATIONS OF A KIND USED IN ANIMAL FEEDING	-	-	-	-	0.1	0.1
LAIN - LAIN OTHERS	220.5	201.1	200.1	2.8	2,442.8	2,351.5
<b>KELUARAN DAN SEDIAAN MAKANAN LAIN MISCELLANEOUS EDIBLE PRODUCTS AND PREPARATIONS</b>	<b>758.9</b>	<b>740.6</b>	<b>735.5</b>	<b>10.4</b>	<b>8,982.1</b>	<b>8,431.1</b>
MARJERIN DAN LEMAK MARGARINE AND SHORTENING	26.8	33.9	32.5	0.5	152.1	265.4

**JADUAL 9 : IMPORT AGROMAKANAN MENGIKUT KOMODITI TERPILIH**  
**TABLE 9 : IMPORTS OF AGROFOOD BY SELECTED COMMODITIES**

KETERANGAN DESCRIPTION	RM JUTA/MILLION					
	OKT/ OCT 2023	NOV/ NOV 2023	DIS/ DEC 2023	% DRP. JUMLAH IMPORT % OF TOTAL IMPORTS	JAN - DIS/ JAN - DEC 2022	JAN - DIS/ JAN - DEC 2023
RUMUSAN SUSU BAYI PREPARATIONS FOR INFANTS' FEEDING	-	-	-	-	-	-
MAKANAN BAYI INFANTS' FOOD	25.3	22.9	20.0	0.3	248.1	254.4
SOS SAUCES	65.4	66.0	66.9	0.9	817.2	765.5
SUP SOUP	1.7	1.3	2.4	0.0	14.9	17.7
MI/MIHUN/PASTA NOODLES/VERMICELLI/PASTA	22.0	21.3	16.6	0.2	209.9	244.5
MAKANAN TAMBAHAN FOOD SUPPLEMENTS	115.9	109.1	113.7	1.6	1,832.4	1,331.8
YIS YEASTS	10.6	7.9	10.5	0.1	91.2	101.8
SUSU ISIAN FILLED MILK	17.4	14.0	35.9	0.5	192.3	222.5
SARANG BURUNG BIRDS' NESTS	0.0	0.1	0.0	0.0	1.9	0.4
LAIN - LAIN OTHERS	473.8	464.2	436.9	6.2	5,422.0	5,227.2
<b>JUMLAH TOTAL</b>	<b>7,176.7</b>	<b>6,945.6</b>	<b>7,096.8</b>	<b>100.0</b>	<b>75,541.1</b>	<b>78,695.7</b>

Nota/Notes:


<sup>1</sup> Binatang Ternakan/Livestock

<sup>2</sup> Tidak Termasuk Ikan Hiasan/Excluding Ornamental Fish

**JADUAL 10 : EKSPORT DAN IMPORT AGROMAKANAN MENGIKUT NEGARA ASAL & YANG DITUJU**  
**TABLE 10 : EXPORTS AND IMPORTS FOR AGROFOOD BY COUNTRY OF ORIGIN & DESTINATION**

RM JUTA/MILLION

KETERANGAN NEGARA COUNTRY DESCRIPTION	EKSPORT EXPORTS			IMPORT IMPORTS			IMBANGAN DAGANGAN BALANCE OF TRADE	
	DIS/ DEC	JAN-DIS/ JAN-DEC	2023	DIS/ DEC	JAN-DIS/ JAN-DEC	2023	JAN-DIS/ JAN-DEC	2023
	2023	2022	2023	2023	2022	2023	2022	2023
SINGAPORE, REPUBLIC OF	813.3	8,514.7	9,191.9	249.0	2,922.6	3,075.0	5,592.0	6,116.9
CHINA, PEOPLE'S REPUBLIC OF	577.7	5,542.6	6,246.1	981.8	8,691.7	9,095.0	(3,149.1)	(2,849.0)
INDONESIA, REPUBLIC OF	278.5	2,597.9	2,720.7	453.5	4,345.3	4,486.3	(1,747.4)	(1,765.6)
THAILAND	226.7	2,477.8	2,709.2	608.0	7,003.5	8,540.4	(4,525.6)	(5,831.2)
UNITED STATES OF AMERICA	181.2	1,883.0	1,960.0	267.1	3,627.3	2,736.9	(1,744.3)	(776.9)
PHILIPPINES	165.1	1,956.9	2,055.5	40.8	457.7	450.2	1,499.2	1,605.2
AUSTRALIA	137.7	1,582.1	1,558.2	324.8	5,166.7	4,445.7	(3,584.7)	(2,887.5)
JAPAN	126.4	1,686.8	1,628.8	58.0	770.4	658.6	916.4	970.2
HONG KONG	119.3	1,228.0	1,245.7	10.1	131.2	133.5	1,096.8	1,112.2
KOREA, REPUBLIC OF	116.1	1,465.2	1,406.6	58.3	615.7	700.5	849.5	706.1
VIETNAM, SOCIALIST REP. OF	111.1	1,754.2	1,312.0	194.6	3,053.2	3,126.5	(1,299.0)	(1,814.5)
TAIWAN	102.8	996.2	963.3	34.1	449.0	410.8	547.2	552.5
UNITED ARAB EMIRATES	84.0	806.6	731.0	14.1	77.9	94.6	728.7	636.4
SAUDI ARABIA	77.4	950.0	916.9	12.2	59.6	60.3	890.4	856.6
BRUNEI DARUSSALAM	62.1	775.4	726.1	2.1	5.8	4.9	769.6	721.3
NEW ZEALAND	54.0	750.8	654.1	347.6	3,464.6	3,210.0	(2,713.8)	(2,555.9)
TURKEY	48.8	708.2	809.1	29.4	396.6	428.9	311.6	380.2
RUSSIAN FEDERATION	39.4	311.6	345.2	2.0	58.8	64.6	252.9	280.6
BANGLADESH	38.6	288.2	255.3	9.5	116.7	99.8	171.5	155.5
BRAZIL	35.1	194.4	308.1	715.8	3,581.4	5,000.2	(3,387.0)	(4,692.2)
SENEGAL	34.1	145.4	306.0	-	-	0.6	145.4	305.4
NIGERIA	33.7	248.8	252.8	145.9	391.5	1,028.6	(142.6)	(775.9)
ESTONIA	30.2	199.2	282.4	0.0	2.6	2.7	196.6	279.6
PAKISTAN	29.8	559.6	423.6	266.8	1,246.4	1,494.5	(686.8)	(1,070.9)
UNITED KINGDOM	28.7	258.2	273.8	16.7	225.3	202.0	32.9	71.8
CANADA	28.5	341.5	330.4	59.0	653.6	740.4	(312.1)	(410.0)
INDIA	23.9	284.8	332.2	397.1	6,704.4	6,244.9	(6,419.6)	(5,912.7)
MYANMAR, UNION OF	23.3	357.8	334.5	48.4	388.0	516.4	(30.2)	(182.0)
FRANCE	20.8	277.9	287.6	35.0	496.6	413.7	(218.7)	(126.1)
IRAQ	20.6	110.1	165.6	-	0.5	0.0	109.6	165.6
NETHERLANDS	20.1	169.6	248.3	85.7	1,131.3	1,039.9	(961.7)	(791.6)
OMAN	19.9	124.0	133.8	9.4	303.5	256.2	(179.5)	(122.4)
ALGERIA	19.5	135.1	88.0	0.2	11.2	8.5	123.9	79.6
SOUTH AFRICA, REPUBLIC OF	18.4	224.1	199.4	37.3	852.9	1,082.4	(628.8)	(883.0)
MEXICO	18.3	335.3	273.3	5.9	82.3	86.6	253.0	186.7
CHILE	14.3	80.0	119.6	12.2	195.4	176.5	(115.4)	(56.9)
PAPUA NEW GUINEA	13.6	204.1	191.0	13.2	180.6	157.9	23.6	33.1
EGYPT	13.1	170.9	154.4	14.9	306.3	313.9	(135.4)	(159.5)
UZBEKISTAN	13.1	81.3	117.4	0.0	0.1	0.7	81.2	116.6
GERMANY, FEDERAL REPUBLIC OF	12.8	93.4	160.4	79.7	837.9	948.0	(744.5)	(787.6)
KAZAKHSTAN	12.7	120.2	122.2	-	0.4	0.0	119.8	122.2
YEMEN, REPUBLIC OF	11.8	45.3	79.7	9.9	107.1	196.1	(61.8)	(116.3)
MALDIVES	11.7	124.7	116.6	0.1	0.8	0.8	123.9	115.8
KUWAIT	11.1	149.8	163.0	-	-	0.0	149.8	163.0
MADAGASCAR	11.1	49.5	65.4	2.4	63.3	54.0	(13.8)	11.5
MAURITIUS	11.1	108.8	127.8	0.0	0.5	2.4	108.2	125.3
QATAR	10.6	198.2	155.7	0.0	0.3	0.3	197.8	155.4
SRI LANKA, REPUBLIC OF	9.7	122.0	164.1	7.0	68.7	74.7	53.4	89.4
SOMALIA	9.2	72.0	88.9	-	-	-	72.0	88.9
BOLIVIA	9.0	73.1	86.2	-	1.4	0.7	71.7	85.5
ITALY	8.2	46.0	88.4	29.6	352.4	334.0	(306.4)	(245.6)
PERU	7.9	199.8	205.7	88.8	79.5	386.2	120.2	(180.6)
TOGO	7.0	104.0	125.2	4.2	-	4.7	104.0	120.5
LEBANON	6.3	47.7	68.0	2.2	21.2	19.8	26.5	48.2
CAMBODIA	6.3	124.4	103.9	21.1	151.8	178.3	(27.4)	(74.4)
SIERRA LEONE	6.1	28.5	55.7	0.3	1.8	3.9	26.7	51.8
GHANA	5.8	101.3	144.2	16.5	681.3	596.7	(580.0)	(452.6)
NEGARA LAIN	135.6	1,964.4	2,000.5	1,274.42	15,004.44	15,305.65	(13,040.1)	(13,305.1)
OTHER COUNTRIES								
<b>JUMLAH/TOTAL</b>	<b>4.123.1</b>	<b>44.551.3</b>	<b>46.379.6</b>	<b>7.096.8</b>	<b>75.541.1</b>	<b>78.695.7</b>	<b>(30.989.7)</b>	<b>(32.316.1)</b>



**PEJABAT ATASE/  
PERWAKILAN  
PERTANIAN DAN  
NEGARA ASEAN  
*AGRICULTURE ATTACHE'  
OFFICE/ AGRICULTURE  
COUNSELOR OFFICE  
AND ASEAN COUNTRIES***

Muka surat ini sengaja dibiarkan kosong.  
*This page is deliberately left blank.*

---



**JADUAL 11 : PERDAGANGAN LUAR NEGERI BAGI AGROMAKANAN DAN HASIL  
PERTANIAN TERPILIH MENGIKUT NEGARA - ITALY**  
TABLE 11 : EXTERNAL TRADE FOR AGROFOOD AND SELECTED  
AGRICULTURAL PRODUCTS BY COUNTRIES - ITALY

KATEGORI CATEGORY	2020			RM JUTA/MILLION 2021		
	EXPORT/ EXPORTS	IMPORT IMPORTS	IMBANGAN DAGANGAN/ BALANCE OF TRADE	EXPORT/ EXPORTS	IMPORT IMPORTS	IMBANGAN DAGANGAN/ BALANCE OF TRADE
<b>JUMLAH AGROMAKANAN TOTAL OF AGROFOOD</b>	<b>43.9</b>	<b>285.7</b>	<b>(241.8)</b>	<b>39.4</b>	<b>392.3</b>	<b>(352.9)</b>
<b>TERNAKAN LIVESTOCK</b>	<b>0.0</b>	<b>19.9</b>	<b>(19.9)</b>	<b>-</b>	<b>21.7</b>	<b>(21.7)</b>
BINATANG HIDUP <sup>1</sup> LIVE ANIMALS <sup>1</sup>	-	-	-	-	-	-
DAGING DAN SEDIAAN DAGING MEAT AND MEAT PREPARATIONS	0.0	0.5	(0.5)	-	0.2	(0.2)
HASIL TENUSU DAIRY PRODUCTS	-	7.4	(7.4)	-	6.2	(6.2)
TELUR UNGGAS POULTRY EGGS	-	12.0	(12.0)	-	15.3	(15.3)
<b>PERIKANAN FISHERIES</b>	<b>8.5</b>	<b>0.3</b>	<b>8.2</b>	<b>8.0</b>	<b>0.4</b>	<b>7.6</b>
IKAN, KRUSTASEA, MOLUSKA DAN SEDIAAN <sup>2</sup> FISH, CRUSTACEANS, MOLLUSCS AND PREPARATIONS <sup>2</sup>	8.5	0.3	8.2	8.0	0.4	7.6
<b>TANAMAN FOOD CROPS</b>	<b>31.4</b>	<b>149.6</b>	<b>(118.2)</b>	<b>27.0</b>	<b>209.0</b>	<b>(182.0)</b>
BIJIRIN DAN SEDIAAN BIJIRIN CEREALS AND CEREAL PREPARATIONS	3.3	32.5	(29.2)	3.4	43.8	(40.4)
SAYUR-SAYURAN VEGETABLES	0.0	21.6	(21.6)	-	21.4	(21.4)
BUAH-BUAHAN FRUITS	0.5	23.0	(22.5)	0.8	37.0	(36.2)
GULA, SEDIAAN GULA DAN MADU SUGARS, SUGAR PREPARATIONS AND HONEY	0.1	2.6	(2.5)	0.1	3.5	(3.4)
KOPI, KOKO, TEH, REMPAH DAN KELUARAN COFFEE, COCOA, TEA, SPICES AND MANUFACTURES	27.5	69.9	(42.5)	22.7	103.3	(80.6)
<b>LAIN-LAIN OTHERS</b>	<b>4.1</b>	<b>115.9</b>	<b>(111.8)</b>	<b>4.4</b>	<b>161.2</b>	<b>(156.8)</b>
BAHAN MAKANAN UNTUK TERNAKAN FEEDING STUFF FOR ANIMALS	1.4	15.3	(13.9)	0.1	26.9	(26.9)
KELUARAN DAN SEDIAAN MAKANAN LAIN MISCELLANEOUS EDIBLE PRODUCTS AND PREPARATIONS	2.7	100.6	(97.9)	4.3	134.2	(129.9)
<b>JUMLAH KEPERLUAN PERTANIAN TOTAL OF AGRICULTURAL INPUTS</b>	<b>0.3</b>	<b>92.0</b>	<b>(91.7)</b>	<b>0.0</b>	<b>99.5</b>	<b>(99.5)</b>
BAJA FERTILIZERS	-	16.6	(16.6)	-	36.5	(36.5)
UBAT-UBATAN VETERINAR VETERINARY MEDICAMENTS	-	10.7	(10.7)	-	12.0	(12.0)

**JADUAL 11 : PERDAGANGAN LUAR NEGERI BAGI AGROMAKANAN DAN HASIL  
PERTANIAN TERPILIH MENGIKUT NEGARA - ITALY**  
TABLE 11 : EXTERNAL TRADE FOR AGROFOOD AND SELECTED  
AGRICULTURAL PRODUCTS BY COUNTRIES - ITALY

KATEGORI CATEGORY	2020			RM JUTA/MILLION 2021		
	EXPORT/ EXPORTS	IMPORT IMPORTS	IMBANGAN DAGANGAN/ BALANCE OF TRADE	EXPORT/ EXPORTS	IMPORT IMPORTS	IMBANGAN DAGANGAN/ BALANCE OF TRADE
UBAT PEMBUNUH KUMAN, UBAT SERANGGA DSB. DISINFECTANTS, INSECTICIDES, FUNGICIDES, WEED KILLERS AND ANTI-SPROUTING PRODUCTS, ETC.	-	14.2	(14.2)	-	11.6	(11.6)
JENTERA PERTANIAN (TERMASUK TRAKTOR) DAN ALAT GANTI AGRICULTURAL MACHINERY (INCLUDING TRACTORS) AND PARTS	0.3	50.6	(50.3)	0.0	39.4	(39.3)
<b>JUMLAH KELUARAN PERTANIAN LAIN TOTAL OF OTHER AGRICULTURAL PRODUCTS</b>	<b>1,480.6</b>	<b>217.9</b>	<b>1,262.6</b>	<b>1,291.9</b>	<b>209.1</b>	<b>1,082.8</b>
BINATANG HIDUP (BUKAN BINATANG TERNAKAN) LIVE ANIMALS (NON LIVESTOCK)	-	0.0	(0.0)	-	0.0	(0.0)
IKAN HIASAN ORNAMENTAL FISH	0.1	-	0.1	0.1	-	0.1
RUMPAI LAUT SEAWEED	-	0.4	(0.4)	-	0.2	(0.2)
LAIN-LAIN PRODUK IKAN OTHER FISH PRODUCTS	-	-	-	-	-	-
MINUMAN DAN TEMBAKAU BEVERAGES AND TOBACCO	0.1	38.5	(38.4)	0.3	23.1	(22.8)
MINYAK KELAPA SAWIT PALM OIL	1,162.4	0.0	1,162.3	1,014.2	0.0	1,014.1
MINYAK ISIRUNG KELAPA SAWIT PALM KERNEL OIL	22.5	0.0	22.5	51.0	0.0	51.0
BUNGA-BUNGAAN FLORICULTURE	-	0.0	(0.0)	-	-	-
BAHAN TANAMAN UNTUK PEMBIAKAN SEEDS AND BUDS FOR SOWING	-	0.3	(0.3)	-	0.8	(0.8)
LEMAK HAIWAN DAN SAYURAN/LAIN-LAIN BIJI-BIJI MINYAK ANIMAL AND VEGETABLE FATS/OTHER OIL SEEDS	176.0	25.3	150.7	35.0	41.8	(6.8)
GETAH ASLI DAN SUSU GETAH NATURAL RUBBER AND NATURAL GUMS IN PRIMARY FORMS	45.5	0.0	45.5	53.3	0.0	53.3
KULIT DAN BULU BINATANG HIDES AND SKIN	2.4	79.0	(76.6)	3.2	80.1	(76.9)
GENTIAN ASLI NATURAL FIBRES	50.2	4.3	45.9	122.8	1.3	121.5
HASIL PERHUTANAN FORESTRY PRODUCTS	21.4	70.1	(48.7)	12.1	61.8	(49.7)
<b>JUMLAH TOTAL</b>	<b>1,524.8</b>	<b>595.6</b>	<b>929.2</b>	<b>1,331.3</b>	<b>700.9</b>	<b>630.4</b>

Nota/Notes:

<sup>1</sup> Binatang Ternakan/Livestock

<sup>2</sup> Tidak Termasuk Ikan Hiasan/Excluding Ornamental Fish

**JADUAL 11 : PERDAGANGAN LUAR NEGERI BAGI AGROMAKANAN DAN HASIL  
PERTANIAN TERPILIH MENGIKUT NEGARA - ITALY**  
TABLE 11 : EXTERNAL TRADE FOR AGROFOOD AND SELECTED  
AGRICULTURAL PRODUCTS BY COUNTRIES - ITALY

KATEGORI CATEGORY	2022			RM JUTA/MILLION 2023		
	EXPORT/ EXPORTS	IMPORT IMPORTS	IMBANGAN DAGANGAN/ BALANCE OF TRADE	EXPORT/ EXPORTS	IMPORT IMPORTS	IMBANGAN DAGANGAN/ BALANCE OF TRADE
<b>JUMLAH AGROMAKANAN TOTAL OF AGROFOOD</b>	<b>46.0</b>	<b>352.4</b>	<b>(306.4)</b>	<b>88.4</b>	<b>334.0</b>	<b>(245.6)</b>
<b>TERNAKAN LIVESTOCK</b>	-	27.7	(27.7)	-	29.3	(29.3)
BINATANG HIDUP <sup>1</sup> LIVE ANIMALS <sup>1</sup>	-	-	-	-	-	-
DAGING DAN SEDIAAN DAGING MEAT AND MEAT PREPARATIONS	-	0.5	(0.5)	-	1.3	(1.3)
HASIL TENUSU DAIRY PRODUCTS	-	8.7	(8.7)	-	9.5	(9.5)
TELUR UNGGAS POULTRY EGGS	-	18.4	(18.4)	-	18.4	(18.4)
<b>PERIKANAN FISHERIES</b>	<b>9.9</b>	<b>0.4</b>	<b>9.5</b>	<b>6.7</b>	<b>0.9</b>	<b>5.8</b>
IKAN, KRUSTASEA, MOLUSKA DAN SEDIAAN <sup>2</sup> FISH, CRUSTACEANS, MOLLUSCS AND PREPARATIONS <sup>2</sup>	9.9	0.4	9.5	6.7	0.9	5.8
<b>TANAMAN FOOD CROPS</b>	<b>30.4</b>	<b>211.1</b>	<b>(180.7)</b>	<b>48.6</b>	<b>212.2</b>	<b>(163.6)</b>
BIJIRIN DAN SEDIAAN BIJIRIN CEREALS AND CEREAL PREPARATIONS	3.8	56.3	(52.5)	24.3	71.2	(47.0)
SAYUR-SAYURAN VEGETABLES	0.1	26.8	(26.7)	0.2	30.6	(30.4)
BUAH-BUAHAN FRUITS	0.5	38.4	(37.9)	1.4	39.1	(37.6)
GULA, SEDIAAN GULA DAN MADU SUGARS, SUGAR PREPARATIONS AND HONEY	0.2	3.4	(3.2)	0.3	3.6	(3.3)
KOPI, KOKO, TEH, REMPAH DAN KELUARAN COFFEE, COCOA, TEA, SPICES AND MANUFACTURES	25.9	86.2	(60.3)	22.4	67.7	(45.3)
<b>LAIN-LAIN OTHERS</b>	<b>5.7</b>	<b>113.2</b>	<b>(107.5)</b>	<b>33.2</b>	<b>91.6</b>	<b>(58.4)</b>
BAHAN MAKANAN UNTUK TERNAKAN FEEDING STUFF FOR ANIMALS	1.1	30.6	(29.6)	30.8	25.1	5.6
KELUARAN DAN SEDIAAN MAKANAN LAIN MISCELLANEOUS EDIBLE PRODUCTS AND PREPARATIONS	4.7	82.5	(77.9)	2.4	66.5	(64.0)
<b>JUMLAH KEPERLUAN PERTANIAN TOTAL OF AGRICULTURAL INPUTS</b>	<b>0.1</b>	<b>92.7</b>	<b>(92.6)</b>	<b>0.1</b>	<b>104.5</b>	<b>(104.5)</b>
BAJA FERTILIZERS	-	9.8	(9.8)	0.0	12.4	(12.4)
UBAT-UBATAN VETERINAR VETERINARY MEDICAMENTS	-	17.1	(17.1)	0.0	23.3	(23.3)

**JADUAL 11 : PERDAGANGAN LUAR NEGERI BAGI AGROMAKANAN DAN HASIL  
PERTANIAN TERPILIH MENGIKUT NEGARA - ITALY**  
TABLE 11 : EXTERNAL TRADE FOR AGROFOOD AND SELECTED  
AGRICULTURAL PRODUCTS BY COUNTRIES - ITALY

KATEGORI CATEGORY	2022			RM JUTA/MILLION 2023		
	EXPORT/ EXPORTS	IMPORT IMPORTS	IMBANGAN DAGANGAN/ BALANCE OF TRADE	EXPORT/ EXPORTS	IMPORT IMPORTS	IMBANGAN DAGANGAN/ BALANCE OF TRADE
UBAT PEMBUNUH KUMAN, UBAT SERANGGA DSB. DISINFECTANTS, INSECTICIDES, FUNGICIDES, WEED KILLERS AND ANTI-SPROUTING PRODUCTS, ETC.	-	19.9	(19.9)	-	10.1	(10.1)
JENTERA PERTANIAN (TERMASUK TRAKTOR) DAN ALAT GANTI AGRICULTURAL MACHINERY (INCLUDING TRACTORS) AND PARTS	0.1	45.9	(45.8)	0.1	58.6	(58.6)
<b>JUMLAH KELUARAN PERTANIAN LAIN TOTAL OF OTHER AGRICULTURAL PRODUCTS</b>	<b>1,685.7</b>	<b>247.6</b>	<b>1,438.1</b>	<b>1,345.3</b>	<b>256.9</b>	<b>1,088.4</b>
BINATANG HIDUP (BUKAN BINATANG TERNAKAN) LIVE ANIMALS (NON LIVESTOCK)	0.0	0.0	(0.0)	-	0.0	(0.0)
IKAN HIASAN ORNAMENTAL FISH	0.0	-	0.0	0.0	-	0.0
RUMPAI LAUT SEAWEED	-	0.5	(0.5)	0.0	1.0	(1.0)
LAIN-LAIN PRODUK IKAN OTHER FISH PRODUCTS	-	-	-	-	0.0	(0.0)
MINUMAN DAN TEMBAKAU BEVERAGES AND TOBACCO	0.8	51.6	(50.9)	0.8	48.0	(47.2)
MINYAK KELAPA SAWIT PALM OIL	1,290.3	-	1,290.3	1,005.6	-	1,005.6
MINYAK ISIRUNG KELAPA SAWIT PALM KERNEL OIL	67.9	-	67.9	61.9	-	61.9
BUNGA-BUNGAAN FLORICULTURE	-	0.0	(0.0)	-	0.0	(0.0)
BAHAN TANAMAN UNTUK PEMBIAKAN SEEDS AND BUDS FOR SOWING	-	0.3	(0.3)	-	0.3	(0.3)
LEMAK HAIWAN DAN SAYURAN/LAIN-LAIN BIJI-BIJI MINYAK ANIMAL AND VEGETABLE FATS/OTHER OIL SEEDS	97.6	39.6	58.0	87.2	31.4	55.8
GETAH ASLI DAN SUSU GETAH NATURAL RUBBER AND NATURAL GUMS IN PRIMARY FORMS	51.7	-	51.7	46.7	0.0	46.7
KULIT DAN BULU BINATANG HIDES AND SKIN	3.1	73.7	(70.6)	4.1	77.2	(73.1)
GENTIAN ASLI NATURAL FIBRES	150.8	5.0	145.9	83.3	1.8	81.5
HASIL PERHUTANAN FORESTRY PRODUCTS	23.5	76.7	(53.2)	55.7	97.2	(41.4)
<b>JUMLAH TOTAL</b>	<b>1,731.8</b>	<b>692.6</b>	<b>1,039.2</b>	<b>1,433.8</b>	<b>695.4</b>	<b>738.4</b>

Nota/Notes :

<sup>1</sup> Binatang Ternakan/Livestock

<sup>2</sup> Tidak Termasuk Ikan Hiasan/Excluding Ornamental Fish

**JADUAL 12 : PERDAGANGAN LUAR NEGERI BAGI AGROMAKANAN DAN HASIL  
PERTANIAN TERPILIH MENGIKUT NEGARA - UNITED ARAB EMIRATES**  
TABLE 12 : EXTERNAL TRADE FOR AGROFOOD AND SELECTED  
AGRICULTURAL PRODUCTS BY COUNTRIES - UNITED ARAB EMIRATES

KATEGORI CATEGORY	2020			RM JUTA/MILLION 2021		
	EXPORT/ EXPORTS	IMPORT IMPORTS	IMBANGAN DAGANGAN/ BALANCE OF TRADE	EXPORT/ EXPORTS	IMPORT IMPORTS	IMBANGAN DAGANGAN/ BALANCE OF TRADE
<b>JUMLAH AGROMAKANAN TOTAL OF AGROFOOD</b>	<b>568.8</b>	<b>80.4</b>	<b>488.4</b>	<b>648.6</b>	<b>84.5</b>	<b>564.1</b>
<b>TERNAKAN LIVESTOCK</b>	<b>100.3</b>	<b>0.2</b>	<b>100.0</b>	<b>121.9</b>	<b>2.1</b>	<b>119.9</b>
BINATANG HIDUP <sup>1</sup> LIVE ANIMALS <sup>1</sup>	-	-	-	-	-	-
DAGING DAN SEDIAAN DAGING MEAT AND MEAT PREPARATIONS	61.4	0.1	61.3	78.1	0.0	78.1
HASIL TENUSU DAIRY PRODUCTS	38.8	0.1	38.7	43.8	2.0	41.8
TELUR UNGGAS POULTRY EGGS	-	-	-	-	-	-
<b>PERIKANAN FISHERIES</b>	<b>14.4</b>	<b>18.5</b>	<b>(4.0)</b>	<b>14.7</b>	<b>15.9</b>	<b>(1.2)</b>
IKAN, KRUSTASEA, MOLUSKA DAN SEDIAAN <sup>2</sup> FISH, CRUSTACEANS, MOLLUSCS AND PREPARATIONS <sup>2</sup>	14.4	18.5	(4.0)	14.7	15.9	(1.2)
<b>TANAMAN FOOD CROPS</b>	<b>249.3</b>	<b>57.0</b>	<b>192.3</b>	<b>293.4</b>	<b>58.3</b>	<b>235.1</b>
BIJIRIN DAN SEDIAAN BIJIRIN CEREALS AND CEREAL PREPARATIONS	42.5	2.6	40.0	59.1	2.3	56.9
SAYUR-SAYURAN VEGETABLES	18.6	12.8	5.8	14.7	12.1	2.7
BUAH-BUAHAN FRUITS	13.0	21.5	(8.5)	19.5	23.6	(4.2)
GULA, SEDIAAN GULA DAN MADU SUGARS, SUGAR PREPARATIONS AND HONEY	3.7	10.9	(7.2)	3.1	7.8	(4.8)
KOPI, KOKO, TEH, REMPAH DAN KELUARAN COFFEE, COCOA, TEA, SPICES AND MANUFACTURES	171.4	9.2	162.2	197.0	12.5	184.5
<b>LAIN-LAIN OTHERS</b>	<b>204.9</b>	<b>4.8</b>	<b>200.1</b>	<b>218.6</b>	<b>8.2</b>	<b>210.4</b>
BAHAN MAKANAN UNTUK TERNAKAN FEEDING STUFF FOR ANIMALS	2.9	2.8	0.1	6.8	3.4	3.5
KELUARAN DAN SEDIAAN MAKANAN LAIN MISCELLANEOUS EDIBLE PRODUCTS AND PREPARATIONS	202.0	2.0	200.0	211.8	4.9	206.9
<b>JUMLAH KEPERLUAN PERTANIAN TOTAL OF AGRICULTURAL INPUTS</b>	<b>2.6</b>	<b>47.5</b>	<b>(44.9)</b>	<b>2.6</b>	<b>100.6</b>	<b>(98.0)</b>
BAJA FERTILIZERS	0.2	45.4	(45.2)	0.5	98.1	(97.6)
UBAT-UBATAN VETERINAR VETERINARY MEDICAMENTS	-	-	-	-	-	-

**JADUAL 12 : PERDAGANGAN LUAR NEGERI BAGI AGROMAKANAN DAN HASIL  
PERTANIAN TERPILIH MENGIKUT NEGARA - UNITED ARAB EMIRATES**  
TABLE 12 : EXTERNAL TRADE FOR AGROFOOD AND SELECTED  
AGRICULTURAL PRODUCTS BY COUNTRIES - UNITED ARAB EMIRATES

KATEGORI CATEGORY	2020			RM JUTA/MILLION 2021		
	EXPORT/ EXPORTS	IMPORT IMPORTS	IMBANGAN DAGANGAN/ BALANCE OF TRADE	EXPORT/ EXPORTS	IMPORT IMPORTS	IMBANGAN DAGANGAN/ BALANCE OF TRADE
UBAT PEMBUNUH KUMAN, UBAT SERANGGA DSB. DISINFECTANTS, INSECTICIDES, FUNGICIDES, WEED KILLERS AND ANTI-SPROUTING PRODUCTS, ETC.	2.0	1.3	0.7	1.7	1.6	0.2
JENTERA PERTANIAN (TERMASUK TRAKTOR) DAN ALAT GANTI AGRICULTURAL MACHINERY (INCLUDING TRACTORS) AND PARTS	0.4	0.8	(0.4)	0.4	0.9	(0.5)
<b>JUMLAH KELUARAN PERTANIAN LAIN</b> <b>TOTAL OF OTHER AGRICULTURAL PRODUCTS</b>	<b>851.5</b>	<b>156.8</b>	<b>694.7</b>	<b>1,378.0</b>	<b>323.0</b>	<b>1,054.9</b>
BINATANG HIDUP (BUKAN BINATANG TERNAKAN) LIVE ANIMALS (NON LIVESTOCK)	0.0	0.0	(0.0)	0.3	0.0	0.3
IKAN HIASAN ORNAMENTAL FISH	0.2	-	0.2	0.2	-	0.2
RUMPAI LAUT SEAWEED	0.0	-	0.0	-	0.0	(0.0)
LAIN-LAIN PRODUK IKAN OTHER FISH PRODUCTS	-	0.9	(0.9)	-	0.5	(0.5)
MINUMAN DAN TEMBAKAU BEVERAGES AND TOBACCO	44.6	45.0	(0.4)	40.9	29.0	11.9
MINYAK KELAPA SAWIT PALM OIL	289.2	-	289.2	559.0	-	559.0
MINYAK ISIRUNG KELAPA SAWIT PALM KERNEL OIL	56.8	-	56.8	116.7	4.6	112.0
BUNGA-BUNGAAN FLORICULTURE	2.3	-	2.3	1.0	0.0	1.0
BAHAN TANAMAN UNTUK PEMBIAKAN SEEDS AND BUDS FOR SOWING	0.5	-	0.5	0.7	-	0.7
LEMAK HAIWAN DAN SAYURAN/LAIN-LAIN BIJI-BIJI MINYAK ANIMAL AND VEGETABLE FATS/OTHER OIL SEEDS	78.6	109.5	(30.9)	163.3	286.5	(123.1)
GETAH ASLI DAN SUSU GETAH NATURAL RUBBER AND NATURAL GUMS IN PRIMARY FORMS	156.4	0.3	156.1	247.5	-	247.5
KULIT DAN BULU BINATANG HIDES AND SKIN	-	-	-	-	-	-
GENTIAN ASLI NATURAL FIBRES	0.1	0.2	(0.1)	-	-	-
HASIL PERHUTANAN FORESTRY PRODUCTS	222.8	0.9	221.9	248.5	2.4	246.0
<b>JUMLAH</b> <b>TOTAL</b>	<b>1,422.9</b>	<b>284.7</b>	<b>1,138.2</b>	<b>2,029.2</b>	<b>508.2</b>	<b>1,521.1</b>

Nota/Notes:

<sup>1</sup> Binatang Ternakan/Livestock

<sup>2</sup> Tidak Termasuk Ikan Hiasan/Excluding Ornamental Fish

**JADUAL 12 : PERDAGANGAN LUAR NEGERI BAGI AGROMAKANAN DAN HASIL  
PERTANIAN TERPILIH MENGIKUT NEGARA - UNITED ARAB EMIRATES**  
TABLE 12 : EXTERNAL TRADE FOR AGROFOOD AND SELECTED  
AGRICULTURAL PRODUCTS BY COUNTRIES - UNITED ARAB EMIRATES

KATEGORI CATEGORY	2022			RM JUTA/MILLION 2023		
	EXPORT/ EXPORTS	IMPORT IMPORTS	IMBANGAN DAGANGAN/ BALANCE OF TRADE	EXPORT/ EXPORTS	IMPORT IMPORTS	IMBANGAN DAGANGAN/ BALANCE OF TRADE
<b>JUMLAH AGROMAKANAN</b> <b>TOTAL OF AGROFOOD</b>	<b>806.6</b>	<b>77.9</b>	<b>728.7</b>	<b>731.0</b>	<b>94.6</b>	<b>636.4</b>
<b>TERNAKAN</b> <b>LIVESTOCK</b>	<b>126.2</b>	<b>0.0</b>	<b>126.1</b>	<b>106.3</b>	<b>0.1</b>	<b>106.2</b>
BINATANG HIDUP <sup>1</sup> LIVE ANIMALS <sup>1</sup>	-	-	-	-	-	-
DAGING DAN SEDIAAN DAGING MEAT AND MEAT PREPARATIONS	82.0	-	82.0	71.5	0.0	71.5
HASIL TENUSU DAIRY PRODUCTS	44.2	0.0	44.2	34.8	0.1	34.7
TELUR UNGGAS POULTRY EGGS	-	-	-	0.0	-	0.0
<b>PERIKANAN</b> <b>FISHERIES</b>	<b>12.7</b>	<b>15.8</b>	<b>(3.1)</b>	<b>16.2</b>	<b>12.8</b>	<b>3.4</b>
IKAN, KRUSTASEA, MOLUSKA DAN SEDIAAN <sup>2</sup> FISH, CRUSTACEANS, MOLLUSCS AND PREPARATIONS <sup>2</sup>	12.7	15.8	(3.1)	16.2	12.8	3.4
<b>TANAMAN</b> <b>FOOD CROPS</b>	<b>350.0</b>	<b>58.0</b>	<b>291.9</b>	<b>313.5</b>	<b>70.2</b>	<b>243.3</b>
BIJIRIN DAN SEDIAAN BIJIRIN CEREALS AND CEREAL PREPARATIONS	68.0	3.8	64.2	69.6	10.0	59.6
SAYUR-SAYURAN VEGETABLES	14.3	15.4	(1.1)	15.9	17.7	(1.8)
BUAH-BUAHAN FRUITS	16.8	22.1	(5.3)	18.7	26.3	(7.7)
GULA, SEDIAAN GULA DAN MADU SUGARS, SUGAR PREPARATIONS AND HONEY	4.8	0.3	4.5	5.0	0.2	4.8
KOPI, KOKO, TEH, REMPAH DAN KELUARAN COFFEE, COCOA, TEA, SPICES AND MANUFACTURES	246.0	16.4	229.6	204.4	16.0	188.4
<b>LAIN-LAIN</b> <b>OTHERS</b>	<b>317.7</b>	<b>4.0</b>	<b>313.7</b>	<b>295.0</b>	<b>11.5</b>	<b>283.5</b>
BAHAN MAKANAN UNTUK TERNAKAN FEEDING STUFF FOR ANIMALS	9.7	0.5	9.2	6.7	-	6.7
KELUARAN DAN SEDIAAN MAKANAN LAIN MISCELLANEOUS EDIBLE PRODUCTS AND PREPARATIONS	308.0	3.5	304.5	288.2	11.5	276.7
<b>JUMLAH KEPERLUAN PERTANIAN</b> <b>TOTAL OF AGRICULTURAL INPUTS</b>	<b>4.3</b>	<b>308.8</b>	<b>(304.5)</b>	<b>2.7</b>	<b>72.4</b>	<b>(69.7)</b>
BAJA FERTILIZERS	2.5	307.4	(304.8)	0.0	68.9	(68.9)
UBAT-UBATAN VETERINAR VETERINARY MEDICAMENTS	0.0	-	0.0	0.0	0.0	(0.0)

**JADUAL 12 : PERDAGANGAN LUAR NEGERI BAGI AGROMAKANAN DAN HASIL  
PERTANIAN TERPILIH MENGIKUT NEGARA - UNITED ARAB EMIRATES**  
TABLE 12 : EXTERNAL TRADE FOR AGROFOOD AND SELECTED  
AGRICULTURAL PRODUCTS BY COUNTRIES - UNITED ARAB EMIRATES

KATEGORI CATEGORY	2022			RM JUTA/MILLION 2023		
	EXPORT/ EXPORTS	IMPORT IMPORTS	IMBANGAN DAGANGAN/ BALANCE OF TRADE	EXPORT/ EXPORTS	IMPORT IMPORTS	IMBANGAN DAGANGAN/ BALANCE OF TRADE
UBAT PEMBUNUH KUMAN, UBAT SERANGGA DSB. DISINFECTANTS, INSECTICIDES, FUNGICIDES, WEED KILLERS AND ANTI-SPROUTING PRODUCTS, ETC.	1.2	0.3	0.8	1.4	2.0	(0.5)
JENTERA PERTANIAN (TERMASUK TRAKTOR) DAN ALAT GANTI AGRICULTURAL MACHINERY (INCLUDING TRACTORS) AND PARTS	0.6	1.1	(0.5)	1.2	1.5	(0.3)
<b>JUMLAH KELUARAN PERTANIAN LAIN TOTAL OF OTHER AGRICULTURAL PRODUCTS</b>	<b>2,788.8</b>	<b>471.3</b>	<b>2,317.5</b>	<b>2,206.6</b>	<b>217.8</b>	<b>1,988.9</b>
BINATANG HIDUP (BUKAN BINATANG TERNAKAN) LIVE ANIMALS (NON LIVESTOCK)	0.1	0.0	0.0	0.1	0.0	0.0
IKAN HIASAN ORNAMENTAL FISH	0.4	-	0.4	0.5	-	0.5
RUMPAI LAUT SEAWEED	-	0.0	(0.0)	0.0	0.1	(0.1)
LAIN-LAIN PRODUK IKAN OTHER FISH PRODUCTS	-	0.8	(0.8)	-	0.8	(0.8)
MINUMAN DAN TEMBAKAU BEVERAGES AND TOBACCO	57.7	30.6	27.1	49.9	19.2	30.8
MINYAK KELAPA SAWIT PALM OIL	1,723.3	-	1,723.3	1,309.2	-	1,309.2
MINYAK ISIRUNG KELAPA SAWIT PALM KERNEL OIL	132.5	7.1	125.5	59.0	-	59.0
BUNGA-BUNGAAN FLORICULTURE	1.2	0.0	1.2	1.7	-	1.7
BAHAN TANAMAN UNTUK PEMBIAKAN SEEDS AND BUDS FOR SOWING	1.1	0.0	1.0	2.2	0.0	2.2
LEMAK HAIWAN DAN SAYURAN/LAIN-LAIN BIJI-BIJI MINYAK ANIMAL AND VEGETABLE FATS/OTHER OIL SEEDS	210.0	431.7	(221.7)	118.9	192.2	(73.2)
GETAH ASLI DAN SUSU GETAH NATURAL RUBBER AND NATURAL GUMS IN PRIMARY FORMS	371.8	-	371.8	366.3	1.5	364.8
KULIT DAN BULU BINATANG HIDES AND SKIN	-	-	-	0.0	0.0	(0.0)
GENTIAN ASLI NATURAL FIBRES	0.4	0.1	0.3	0.1	0.1	(0.0)
HASIL PERHUTANAN FORESTRY PRODUCTS	290.5	0.9	289.5	298.8	3.8	295.0
<b>JUMLAH TOTAL</b>	<b>3,599.7</b>	<b>858.0</b>	<b>2,741.8</b>	<b>2,940.3</b>	<b>384.8</b>	<b>2,555.5</b>

Nota/Notes :

<sup>1</sup> Binatang Ternakan/Livestock

<sup>2</sup> Tidak Termasuk Ikan Hiasan/Excluding Ornamental Fish



**JADUAL 13 : PERDAGANGAN LUAR NEGERI BAGI AGROMAKANAN DAN HASIL  
PERTANIAN TERPILIH MENGIKUT NEGARA - UNITED STATES**  
TABLE 13 : EXTERNAL TRADE FOR AGROFOOD AND SELECTED  
AGRICULTURAL PRODUCTS BY COUNTRIES - UNITED STATES

KATEGORI CATEGORY	2020			RM JUTA/MILLION 2021		
	EXPORT/ EXPORTS	IMPORT IMPORTS	IMBANGAN DAGANGAN/ BALANCE OF TRADE	EXPORT/ EXPORTS	IMPORT IMPORTS	IMBANGAN DAGANGAN/ BALANCE OF TRADE
<b>JUMLAH AGROMAKANAN</b> <b>TOTAL OF AGROFOOD</b>	<b>1,590.4</b>	<b>3,234.1</b>	<b>(1,643.6)</b>	<b>1,416.4</b>	<b>3,428.0</b>	<b>(2,011.6)</b>
<b>TERNAKAN</b> <b>LIVESTOCK</b>	<b>5.7</b>	<b>679.8</b>	<b>(674.1)</b>	<b>2.5</b>	<b>686.6</b>	<b>(684.0)</b>
BINATANG HIDUP <sup>1</sup> LIVE ANIMALS <sup>1</sup>	-	19.6	(19.6)	-	28.8	(28.8)
DAGING DAN SEDIAAN DAGING MEAT AND MEAT PREPARATIONS	0.0	15.3	(15.3)	0.2	13.7	(13.5)
HASIL TENUSU DAIRY PRODUCTS	5.6	645.0	(639.3)	2.3	643.9	(641.7)
TELUR UNGGAS POULTRY EGGS	-	-	-	-	0.1	(0.1)
<b>PERIKANAN</b> <b>FISHERIES</b>	<b>116.7</b>	<b>45.5</b>	<b>71.1</b>	<b>121.2</b>	<b>36.2</b>	<b>85.0</b>
IKAN, KRUSTASEA, MOLUSKA DAN SEDIAAN <sup>2</sup> FISH, CRUSTACEANS, MOLLUSCS AND PREPARATIONS <sup>2</sup>	116.7	45.5	71.1	121.2	36.2	85.0
<b>TANAMAN</b> <b>FOOD CROPS</b>	<b>1,152.4</b>	<b>1,481.4</b>	<b>(329.0)</b>	<b>916.2</b>	<b>1,375.4</b>	<b>(459.3)</b>
BIJIRIN DAN SEDIAAN BIJIRIN CEREALS AND CEREAL PREPARATIONS	118.4	553.9	(435.5)	149.1	444.4	(295.3)
SAYUR-SAYURAN VEGETABLES	7.9	354.3	(346.4)	14.8	342.3	(327.5)
BUAH-BUAHAN FRUITS	48.1	465.0	(416.9)	80.7	454.0	(373.2)
GULA, SEDIAAN GULA DAN MADU SUGARS, SUGAR PREPARATIONS AND HONEY	9.7	31.7	(22.0)	12.6	28.7	(16.1)
KOPI, KOKO, TEH, REMPAH DAN KELUARAN COFFEE, COCOA, TEA, SPICES AND MANUFACTURES	968.3	76.5	891.8	658.9	106.0	552.9
<b>LAIN-LAIN</b> <b>OTHERS</b>	<b>315.7</b>	<b>1,027.4</b>	<b>(711.6)</b>	<b>376.5</b>	<b>1,329.8</b>	<b>(953.3)</b>
BAHAN MAKANAN UNTUK TERNAKAN FEEDING STUFF FOR ANIMALS	199.0	337.2	(138.2)	245.9	319.3	(73.4)
KELUARAN DAN SEDIAAN MAKANAN LAIN MISCELLANEOUS EDIBLE PRODUCTS AND PREPARATIONS	116.7	690.2	(573.5)	130.6	1,010.6	(879.9)
<b>JUMLAH KEPERLUAN PERTANIAN</b> <b>TOTAL OF AGRICULTURAL INPUTS</b>	<b>71.1</b>	<b>181.0</b>	<b>(110.0)</b>	<b>63.5</b>	<b>187.6</b>	<b>(124.1)</b>
BAJA FERTILIZERS	27.0	41.3	(14.3)	0.0	44.7	(44.6)
UBAT-UBATAN VETERINAR VETERINARY MEDICAMENTS	-	64.5	(64.5)	0.0	58.9	(58.9)

**JADUAL 13 : PERDAGANGAN LUAR NEGERI BAGI AGROMAKANAN DAN HASIL  
PERTANIAN TERPILIH MENGIKUT NEGARA - UNITED STATES**  
TABLE 13 : EXTERNAL TRADE FOR AGROFOOD AND SELECTED  
AGRICULTURAL PRODUCTS BY COUNTRIES - UNITED STATES

KATEGORI CATEGORY	2020			RM JUTA/MILLION 2021		
	EXPORT/ EXPORTS	IMPORT IMPORTS	IMBANGAN DAGANGAN/ BALANCE OF TRADE	EXPORT/ EXPORTS	IMPORT IMPORTS	IMBANGAN DAGANGAN/ BALANCE OF TRADE
UBAT PEMBUNUH KUMAN, UBAT SERANGGA DSB. DISINFECTANTS, INSECTICIDES, FUNGICIDES, WEED KILLERS AND ANTI-SPROUTING PRODUCTS, ETC.	26.0	42.2	(16.2)	18.4	51.1	(32.7)
JENTERA PERTANIAN (TERMASUK TRAKTOR) DAN ALAT GANTI AGRICULTURAL MACHINERY (INCLUDING TRACTORS) AND PARTS	18.0	33.0	(15.0)	45.1	33.0	12.1
<b>JUMLAH KELUARAN PERTANIAN LAIN TOTAL OF OTHER AGRICULTURAL PRODUCTS</b>	<b>3,351.4</b>	<b>2,409.0</b>	<b>942.4</b>	<b>3,926.3</b>	<b>3,523.5</b>	<b>402.8</b>
BINATANG HIDUP (BUKAN BINATANG TERNAKAN) LIVE ANIMALS (NON LIVESTOCK)	0.6	0.5	0.1	0.8	1.2	(0.3)
IKAN HIASAN ORNAMENTAL FISH	3.1	0.0	3.1	2.9	0.1	2.8
RUMPAI LAUT SEAWEED	0.0	2.9	(2.9)	0.0	1.5	(1.5)
LAIN-LAIN PRODUK IKAN OTHER FISH PRODUCTS	-	17.0	(17.0)	-	14.6	(14.6)
MINUMAN DAN TEMBAKAU BEVERAGES AND TOBACCO	17.3	100.1	(82.8)	19.3	156.8	(137.5)
MINYAK KELAPA SAWIT PALM OIL	976.5	-	976.5	760.9	0.0	760.9
MINYAK ISIRUNG KELAPA SAWIT PALM KERNEL OIL	301.0	-	301.0	234.2	117.3	116.9
BUNGA-BUNGAAN FLORICULTURE	0.8	0.0	0.8	0.7	0.0	0.7
BAHAN TANAMAN UNTUK PEMBIAKAN SEEDS AND BUDS FOR SOWING	1.0	2.7	(1.8)	2.1	1.5	0.5
LEMAK HAIWAN DAN SAYURAN/LAIN-LAIN BIJI-BIJI MINYAK ANIMAL AND VEGETABLE FATS/OTHER OIL SEEDS	619.0	1,224.6	(605.6)	612.4	1,432.2	(819.8)
GETAH ASLI DAN SUSU GETAH NATURAL RUBBER AND NATURAL GUMS IN PRIMARY FORMS	113.0	0.9	112.1	284.1	0.5	283.6
KULIT DAN BULU BINATANG HIDES AND SKIN	0.0	2.4	(2.4)	0.0	12.0	(12.0)
GENTIAN ASLI NATURAL FIBRES	183.7	407.3	(223.6)	298.0	420.0	(122.1)
HASIL PERHUTANAN FORESTRY PRODUCTS	1,135.4	650.6	484.9	1,711.0	1,365.7	345.4
<b>JUMLAH TOTAL</b>	<b>5,012.9</b>	<b>5,824.1</b>	<b>(811.2)</b>	<b>5,406.2</b>	<b>7,139.1</b>	<b>(1,733.0)</b>

Nota/Notes:

<sup>1</sup> Binatang Ternakan/Livestock

<sup>2</sup> Tidak Termasuk Ikan Hiasan/Excluding Ornamental Fish

**JADUAL 13 : PERDAGANGAN LUAR NEGERI BAGI AGROMAKANAN DAN HASIL  
PERTANIAN TERPILIH MENGIKUT NEGARA - UNITED STATES**  
TABLE 13 : EXTERNAL TRADE FOR AGROFOOD AND SELECTED  
AGRICULTURAL PRODUCTS BY COUNTRIES - UNITED STATES

KATEGORI CATEGORY	RM JUTA/MILLION					
	2022			2023 (JAN-DIS/JAN-DEC)		
	EXPORT/ EXPORTS	IMPORT IMPORTS	IMBANGAN DAGANGAN/ BALANCE OF TRADE	EXPORT/ EXPORTS	IMPORT IMPORTS	IMBANGAN DAGANGAN/ BALANCE OF TRADE
<b>JUMLAH AGROMAKANAN</b> <b>TOTAL OF AGROFOOD</b>	<b>1,883.0</b>	<b>3,627.3</b>	<b>(1,744.3)</b>	<b>1,960.0</b>	<b>2,736.9</b>	<b>(776.9)</b>
<b>TERNAKAN</b> <b>LIVESTOCK</b>	<b>2.0</b>	<b>997.7</b>	<b>(995.7)</b>	<b>3.1</b>	<b>651.3</b>	<b>(648.2)</b>
BINATANG HIDUP <sup>1</sup> LIVE ANIMALS <sup>1</sup>	0.0	3.5	(3.4)	-	0.0	(0.0)
DAGING DAN SEDIAAN DAGING MEAT AND MEAT PREPARATIONS	0.7	11.3	(10.7)	0.5	82.7	(82.1)
HASIL TENUSU DAIRY PRODUCTS	1.3	982.9	(981.6)	2.5	568.6	(566.0)
TELUR UNGGAS POULTRY EGGS	-	-	-	-	0.0	(0.0)
<b>PERIKANAN</b> <b>FISHERIES</b>	<b>106.1</b>	<b>48.2</b>	<b>57.9</b>	<b>115.6</b>	<b>49.7</b>	<b>65.9</b>
IKAN, KRUSTASEA, MOLUSKA DAN SEDIAAN <sup>2</sup> FISH, CRUSTACEANS, MOLLUSCS AND PREPARATIONS <sup>2</sup>	106.1	48.2	57.9	115.6	49.7	65.9
<b>TANAMAN</b> <b>FOOD CROPS</b>	<b>1,226.6</b>	<b>1,327.7</b>	<b>(101.1)</b>	<b>1,316.2</b>	<b>1,110.9</b>	<b>205.3</b>
BIJIRIN DAN SEDIAAN BIJIRIN CEREALS AND CEREAL PREPARATIONS	177.3	335.5	(158.2)	218.1	271.2	(53.0)
SAYUR-SAYURAN VEGETABLES	17.6	409.9	(392.3)	17.4	365.8	(348.4)
BUAH-BUAHAN FRUITS	61.2	446.5	(385.3)	54.5	358.4	(303.9)
GULA, SEDIAAN GULA DAN MADU SUGARS, SUGAR PREPARATIONS AND HONEY	12.3	41.0	(28.7)	26.3	26.3	0.0
KOPI, KOKO, TEH, REMPAH DAN KELUARAN COFFEE, COCOA, TEA, SPICES AND MANUFACTURES	958.2	94.7	863.4	999.9	89.3	910.6
<b>LAIN-LAIN</b> <b>OTHERS</b>	<b>548.4</b>	<b>1,253.7</b>	<b>(705.3)</b>	<b>525.1</b>	<b>925.0</b>	<b>(399.9)</b>
BAHAN MAKANAN UNTUK TERNAKAN FEEDING STUFF FOR ANIMALS	397.3	358.0	39.2	324.3	364.8	(40.5)
KELUARAN DAN SEDIAAN MAKANAN LAIN MISCELLANEOUS EDIBLE PRODUCTS AND PREPARATIONS	151.2	895.7	(744.5)	200.8	560.2	(359.4)
<b>JUMLAH KEPERLUAN PERTANIAN</b> <b>TOTAL OF AGRICULTURAL INPUTS</b>	<b>52.5</b>	<b>433.9</b>	<b>(381.3)</b>	<b>52.3</b>	<b>502.8</b>	<b>(450.5)</b>
BAJA FERTILIZERS	0.1	123.2	(123.0)	0.3	162.5	(162.2)
UBAT-UBATAN VETERINAR VETERINARY MEDICAMENTS	1.5	225.5	(224.0)	0.1	268.6	(268.5)

**JADUAL 13 : PERDAGANGAN LUAR NEGERI BAGI AGROMAKANAN DAN HASIL  
PERTANIAN TERPILIH MENGIKUT NEGARA - UNITED STATES**  
TABLE 13 : EXTERNAL TRADE FOR AGROFOOD AND SELECTED  
AGRICULTURAL PRODUCTS BY COUNTRIES - UNITED STATES

KATEGORI CATEGORY	RM JUTA/MILLION					
	2022			2023 (JAN-DIS/JAN-DEC)		
	EXPORT/ EXPORTS	IMPORT IMPORTS	IMBANGAN DAGANGAN/ BALANCE OF TRADE	EXPORT/ EXPORTS	IMPORT IMPORTS	IMBANGAN DAGANGAN/ BALANCE OF TRADE
UBAT PEMBUNUH KUMAN, UBAT SERANGGA DSB. DISINFECTANTS, INSECTICIDES, FUNGICIDES, WEED KILLERS AND ANTI-SPROUTING PRODUCTS, ETC.	17.8	52.0	(34.2)	15.8	37.9	(22.0)
JENTERA PERTANIAN (TERMASUK TRAKTOR) DAN ALAT GANTI AGRICULTURAL MACHINERY (INCLUDING TRACTORS) AND PARTS	33.1	33.2	(0.1)	36.1	33.8	2.3
<b>JUMLAH KELUARAN PERTANIAN LAIN TOTAL OF OTHER AGRICULTURAL PRODUCTS</b>	<b>4,313.3</b>	<b>4,103.4</b>	<b>209.9</b>	<b>3,201.1</b>	<b>3,384.2</b>	<b>(183.1)</b>
BINATANG HIDUP (BUKAN BINATANG TERNAKAN) LIVE ANIMALS (NON LIVESTOCK)	0.9	1.3	(0.4)	1.1	0.7	0.4
IKAN HIASAN ORNAMENTAL FISH	2.9	0.1	2.9	1.7	-	1.7
RUMPAI LAUT SEAWEED	-	0.9	(0.9)	0.0	0.8	(0.8)
LAIN-LAIN PRODUK IKAN OTHER FISH PRODUCTS	-	15.4	(15.4)	-	5.6	(5.6)
MINUMAN DAN TEMBAKAU BEVERAGES AND TOBACCO	25.4	93.8	(68.5)	27.8	77.5	(77.5)
MINYAK KELAPA SAWIT PALM OIL	727.8	-	727.8	474.9	-	474.9
MINYAK ISIRUNG KELAPA SAWIT PALM KERNEL OIL	355.8	-	355.8	276.3	26.3	250.1
BUNGA-BUNGAAN FLORICULTURE	0.6	0.0	0.6	1.1	0.0	1.1
BAHAN TANAMAN UNTUK PEMBIAKAN SEEDS AND BUDS FOR SOWING	2.1	0.8	1.2	1.9	1.3	0.7
LEMAK HAIWAN DAN SAYURAN/LAIN-LAIN BIJI-BIJI MINYAK ANIMAL AND VEGETABLE FATS/OTHER OIL SEEDS	656.8	1,725.4	(1,068.6)	485.2	1,076.4	(591.2)
GETAH ASLI DAN SUSU GETAH NATURAL RUBBER AND NATURAL GUMS IN PRIMARY FORMS	251.1	0.1	251.1	101.5	0.0	101.5
KULIT DAN BULU BINATANG HIDES AND SKIN	0.2	10.6	(10.4)	0.7	3.7	(3.0)
GENTIAN ASLI NATURAL FIBRES	547.0	350.9	196.2	233.6	278.1	(44.5)
HASIL PERHUTANAN FORESTRY PRODUCTS	1,742.7	1,904.2	(161.5)	1,595.3	1,914.0	(318.7)
<b>JUMLAH TOTAL</b>	<b>6,248.9</b>	<b>8,164.6</b>	<b>(1,915.7)</b>	<b>5,213.4</b>	<b>6,623.9</b>	<b>(1,410.5)</b>

Nota/Notes :

<sup>1</sup> Binatang Ternakan/Livestock

<sup>2</sup> Tidak Termasuk Ikan Hiasan/Excluding Ornamental Fish

**JADUAL 14 : PERDAGANGAN LUAR NEGERI BAGI AGROMAKANAN DAN HASIL  
PERTANIAN TERPILIH MENGIKUT NEGARA - JAPAN**  
TABLE 14 : EXTERNAL TRADE FOR AGROFOOD AND SELECTED  
AGRICULTURAL PRODUCTS BY COUNTRIES - JAPAN

KATEGORI CATEGORY	2020			RM JUTA/MILLION 2021		
	EXPORT/ EXPORTS	IMPORT IMPORTS	IMBANGAN DAGANGAN/ BALANCE OF TRADE	EXPORT/ EXPORTS	IMPORT IMPORTS	IMBANGAN DAGANGAN/ BALANCE OF TRADE
<b>JUMLAH AGROMAKANAN TOTAL OF AGROFOOD</b>	<b>1,316.5</b>	<b>490.4</b>	<b>826.1</b>	<b>1,481.8</b>	<b>555.7</b>	<b>926.0</b>
<b>TERNAKAN LIVESTOCK</b>	<b>15.2</b>	<b>20.4</b>	<b>(5.1)</b>	<b>15.0</b>	<b>46.8</b>	<b>(31.8)</b>
BINATANG HIDUP <sup>1</sup> LIVE ANIMALS <sup>1</sup>	-	-	-	-	-	-
DAGING DAN SEDIAAN DAGING MEAT AND MEAT PREPARATIONS	11.3	17.8	(6.4)	12.6	42.4	(29.9)
HASIL TENUSU DAIRY PRODUCTS	3.9	2.4	1.5	0.8	4.4	(3.6)
TELUR UNGGAS POULTRY EGGS	-	0.2	(0.2)	1.7	-	1.7
<b>PERIKANAN FISHERIES</b>	<b>189.7</b>	<b>140.0</b>	<b>49.7</b>	<b>144.8</b>	<b>129.8</b>	<b>15.0</b>
IKAN, KRUSTASEA, MOLUSKA DAN SEDIAAN <sup>2</sup> FISH, CRUSTACEANS, MOLLUSCS AND PREPARATIONS <sup>2</sup>	189.7	140.0	49.7	144.8	129.8	15.0
<b>TANAMAN FOOD CROPS</b>	<b>899.7</b>	<b>92.7</b>	<b>807.0</b>	<b>1,047.9</b>	<b>124.4</b>	<b>923.6</b>
BIJIRIN DAN SEDIAAN BIJIRIN CEREALS AND CEREAL PREPARATIONS	139.8	37.6	102.2	213.7	44.0	169.7
SAYUR-SAYURAN VEGETABLES	2.5	11.5	(9.0)	1.9	15.1	(13.3)
BUAH-BUAHAN FRUITS	11.8	9.6	2.2	10.2	20.7	(10.5)
GULA, SEDIAAN GULA DAN MADU SUGARS, SUGAR PREPARATIONS AND HONEY	6.1	1.6	4.5	8.7	2.6	6.1
KOPI, KOKO, TEH, REMPAH DAN KELUARAN COFFEE, COCOA, TEA, SPICES AND MANUFACTURES	739.5	32.3	707.1	813.4	41.9	771.5
<b>LAIN-LAIN OTHERS</b>	<b>211.9</b>	<b>237.3</b>	<b>(25.5)</b>	<b>274.1</b>	<b>254.8</b>	<b>19.3</b>
BAHAN MAKANAN UNTUK TERNAKAN FEEDING STUFF FOR ANIMALS	90.6	118.6	(27.9)	119.4	113.9	5.5
KELUARAN DAN SEDIAAN MAKANAN LAIN MISCELLANEOUS EDIBLE PRODUCTS AND PREPARATIONS	121.2	118.8	2.4	154.7	140.9	13.8
<b>JUMLAH KEPERLUAN PERTANIAN TOTAL OF AGRICULTURAL INPUTS</b>	<b>314.1</b>	<b>330.1</b>	<b>(16.0)</b>	<b>458.6</b>	<b>440.8</b>	<b>17.8</b>
BAJA FERTILIZERS	191.0	45.8	145.2	334.3	125.5	208.8
UBAT-UBATAN VETERINAR VETERINARY MEDICAMENTS	-	0.0	(0.0)	0.0	0.1	(0.1)

**JADUAL 14 : PERDAGANGAN LUAR NEGERI BAGI AGROMAKANAN DAN HASIL  
PERTANIAN TERPILIH MENGIKUT NEGARA - JAPAN**  
TABLE 14 : EXTERNAL TRADE FOR AGROFOOD AND SELECTED  
AGRICULTURAL PRODUCTS BY COUNTRIES - JAPAN

KATEGORI CATEGORY	2020			RM JUTA/MILLION 2021		
	EXPORT/ EXPORTS	IMPORT IMPORTS	IMBANGAN DAGANGAN/ BALANCE OF TRADE	EXPORT/ EXPORTS	IMPORT IMPORTS	IMBANGAN DAGANGAN/ BALANCE OF TRADE
UBAT PEMBUNUH KUMAN, UBAT SERANGGA DSB. DISINFECTANTS, INSECTICIDES, FUNGICIDES, WEED KILLERS AND ANTI-SPROUTING PRODUCTS, ETC.	90.7	42.3	48.4	93.9	33.7	60.2
JENTERA PERTANIAN (TERMASUK TRAKTOR) DAN ALAT GANTI AGRICULTURAL MACHINERY (INCLUDING TRACTORS) AND PARTS	32.5	242.0	(209.6)	30.5	281.6	(251.1)
<b>JUMLAH KELUARAN PERTANIAN LAIN TOTAL OF OTHER AGRICULTURAL PRODUCTS</b>	<b>4,598.7</b>	<b>939.2</b>	<b>3,659.5</b>	<b>5,594.4</b>	<b>1,323.8</b>	<b>4,270.6</b>
BINATANG HIDUP (BUKAN BINATANG TERNAKAN) LIVE ANIMALS (NON LIVESTOCK)	0.4	0.0	0.3	0.8	0.0	0.8
IKAN HIASAN ORNAMENTAL FISH	2.2	13.1	(10.9)	2.6	12.7	(10.1)
RUMPAI LAUT SEAWEED	0.0	1.5	(1.5)	-	1.4	(1.4)
LAIN-LAIN PRODUK IKAN OTHER FISH PRODUCTS	0.5	0.1	0.4	0.4	1.5	(1.1)
MINUMAN DAN TEMBAKAU BEVERAGES AND TOBACCO	2.3	51.2	(48.9)	2.0	86.0	(84.0)
MINYAK KELAPA SAWIT PALM OIL	1,092.1	0.2	1,092.0	1,753.2	7.2	1,745.9
MINYAK ISIRUNG KELAPA SAWIT PALM KERNEL OIL	104.0	24.7	79.3	187.1	60.3	126.8
BUNGA-BUNGAAN FLORICULTURE	255.2	0.1	255.1	232.1	0.0	232.1
BAHAN TANAMAN UNTUK PEMBIAKAN SEEDS AND BUDS FOR SOWING	0.1	1.6	(1.5)	0.1	2.0	(2.0)
LEMAK HAIWAN DAN SAYURAN/LAIN-LAIN BIJI-BIJI MINYAK ANIMAL AND VEGETABLE FATS/OTHER OIL SEEDS	558.7	120.8	437.9	465.0	215.2	249.8
GETAH ASLI DAN SUSU GETAH NATURAL RUBBER AND NATURAL GUMS IN PRIMARY FORMS	22.1	1.4	20.7	44.4	0.3	44.1
KULIT DAN BULU BINATANG HIDES AND SKIN	2.5	2.5	0.1	2.2	4.9	(2.7)
GENTIAN ASLI NATURAL FIBRES	161.0	10.8	150.2	137.9	10.8	127.0
HASIL PERHUTANAN FORESTRY PRODUCTS	2,397.5	711.2	1,686.3	2,766.6	921.3	1,845.4
<b>JUMLAH TOTAL</b>	<b>6,229.4</b>	<b>1,759.7</b>	<b>4,469.6</b>	<b>7,534.8</b>	<b>2,320.4</b>	<b>5,214.5</b>

Nota/Notes:

<sup>1</sup> Binatang Ternakan/Livestock

<sup>2</sup> Tidak Termasuk Ikan Hiasan/Excluding Ornamental Fish

**JADUAL 14 : PERDAGANGAN LUAR NEGERI BAGI AGROMAKANAN DAN HASIL  
PERTANIAN TERPILIH MENGIKUT NEGARA - JAPAN**  
TABLE 14 : EXTERNAL TRADE FOR AGROFOOD AND SELECTED  
AGRICULTURAL PRODUCTS BY COUNTRIES - JAPAN

KATEGORI CATEGORY	RM JUTA/MILLION					
	2022 EXPORT/ EXPORTS	2022 IMPORT IMPORTS	2022 IMBANGAN DAGANGAN/ BALANCE OF TRADE	2023 EXPORT/ EXPORTS	2023 IMPORT IMPORTS	2023 IMBANGAN DAGANGAN/ BALANCE OF TRADE
<b>JUMLAH AGROMAKANAN</b> <b>TOTAL OF AGROFOOD</b>	<b>1,686.8</b>	<b>770.4</b>	<b>916.4</b>	<b>1,628.8</b>	<b>658.6</b>	<b>970.2</b>
<b>TERNAKAN</b> <b>LIVESTOCK</b>	<b>15.7</b>	<b>131.6</b>	<b>(115.9)</b>	<b>24.2</b>	<b>60.6</b>	<b>(36.3)</b>
BINATANG HIDUP <sup>1</sup> LIVE ANIMALS <sup>1</sup>	-	0.0	(0.0)	-	-	-
DAGING DAN SEDIAAN DAGING MEAT AND MEAT PREPARATIONS	14.2	51.9	(37.7)	21.1	54.1	(33.0)
HASIL TENUSU DAIRY PRODUCTS	1.5	79.7	(78.2)	1.3	6.5	(5.1)
TELUR UNGGAS POULTRY EGGS	-	-	-	1.8	0.0	1.8
<b>PERIKANAN</b> <b>FISHERIES</b>	<b>133.2</b>	<b>199.2</b>	<b>(66.0)</b>	<b>95.7</b>	<b>187.0</b>	<b>(91.3)</b>
IKAN, KRUSTASEA, MOLUSKA DAN SEDIAAN <sup>2</sup> FISH, CRUSTACEANS, MOLLUSCS AND PREPARATIONS <sup>2</sup>	133.2	199.2	(66.0)	95.7	187.0	(91.3)
<b>TANAMAN</b> <b>FOOD CROPS</b>	<b>1,233.6</b>	<b>161.6</b>	<b>1,072.0</b>	<b>1,236.1</b>	<b>153.7</b>	<b>1,082.3</b>
BIJIRIN DAN SEDIAAN BIJIRIN CEREALS AND CEREAL PREPARATIONS	272.4	64.8	207.7	270.5	53.6	216.9
SAYUR-SAYURAN VEGETABLES	2.2	16.0	(13.8)	1.6	15.7	(14.1)
BUAH-BUAHAN FRUITS	8.2	23.4	(15.2)	3.4	19.8	(16.5)
GULA, SEDIAAN GULA DAN MADU SUGARS, SUGAR PREPARATIONS AND HONEY	9.9	3.5	6.4	14.1	5.2	8.9
KOPI, KOKO, TEH, REMPAH DAN KELUARAN COFFEE, COCOA, TEA, SPICES AND MANUFACTURES	940.9	54.0	886.9	946.5	59.4	887.1
<b>LAIN-LAIN</b> <b>OTHERS</b>	<b>304.3</b>	<b>278.0</b>	<b>26.3</b>	<b>272.8</b>	<b>257.3</b>	<b>15.5</b>
BAHAN MAKANAN UNTUK TERNAKAN FEEDING STUFF FOR ANIMALS	143.2	134.0	9.1	63.4	130.2	(66.9)
KELUARAN DAN SEDIAAN MAKANAN LAIN MISCELLANEOUS EDIBLE PRODUCTS AND PREPARATIONS	161.1	143.9	17.2	209.4	127.1	82.3
<b>JUMLAH KEPERLUAN PERTANIAN</b> <b>TOTAL OF AGRICULTURAL INPUTS</b>	<b>734.5</b>	<b>400.2</b>	<b>334.3</b>	<b>386.9</b>	<b>403.1</b>	<b>(16.2)</b>
BAJA FERTILIZERS	598.8	80.5	518.4	279.3	70.5	208.8
UBAT-UBATAN VETERINAR VETERINARY MEDICAMENTS	-	8.0	(8.0)	0.0	25.0	(25.0)

**JADUAL 14 : PERDAGANGAN LUAR NEGERI BAGI AGROMAKANAN DAN HASIL  
PERTANIAN TERPILIH MENGIKUT NEGARA - JAPAN**  
TABLE 14 : EXTERNAL TRADE FOR AGROFOOD AND SELECTED  
AGRICULTURAL PRODUCTS BY COUNTRIES - JAPAN

KATEGORI CATEGORY	2022			RM JUTA/MILLION 2023		
	EXPORT/ EXPORTS	IMPORT IMPORTS	IMBANGAN DAGANGAN/ BALANCE OF TRADE	EXPORT/ EXPORTS	IMPORT IMPORTS	IMBANGAN DAGANGAN/ BALANCE OF TRADE
UBAT PEMBUNUH KUMAN, UBAT SERANGGA DSB. DISINFECTANTS, INSECTICIDES, FUNGICIDES, WEED KILLERS AND ANTI-SPROUTING PRODUCTS, ETC.	101.9	31.6	70.3	87.4	24.6	62.7
JENTERA PERTANIAN (TERMASUK TRAKTOR) DAN ALAT GANTI AGRICULTURAL MACHINERY (INCLUDING TRACTORS) AND PARTS	33.7	280.2	(246.4)	20.2	282.9	(262.7)
<b>JUMLAH KELUARAN PERTANIAN LAIN TOTAL OF OTHER AGRICULTURAL PRODUCTS</b>	<b>7,725.8</b>	<b>1,399.1</b>	<b>6,326.7</b>	<b>6,398.3</b>	<b>1,027.8</b>	<b>5,370.5</b>
BINATANG HIDUP (BUKAN BINATANG TERNAKAN) LIVE ANIMALS (NON LIVESTOCK)	0.5	0.0	0.4	0.3	0.0	0.3
IKAN HIASAN ORNAMENTAL FISH	2.4	9.7	(7.2)	2.8	9.1	(6.3)
RUMPAI LAUT SEAWEED	0.0	1.3	(1.3)	0.3	0.6	(0.3)
LAIN-LAIN PRODUK IKAN OTHER FISH PRODUCTS	0.5	24.3	(23.7)	4.7	51.2	(46.5)
MINUMAN DAN TEMBAKAU BEVERAGES AND TOBACCO	3.3	97.7	(94.4)	4.7	64.9	(60.1)
MINYAK KELAPA SAWIT PALM OIL	2,810.9	0.6	2,810.3	2,268.6	-	2,268.6
MINYAK ISIRUNG KELAPA SAWIT PALM KERNEL OIL	421.8	42.8	379.1	286.8	-	286.8
BUNGA-BUNGAAN FLORICULTURE	198.2	0.0	198.2	196.1	0.1	196.0
BAHAN TANAMAN UNTUK PEMBIAKAN SEEDS AND BUDS FOR SOWING	4.4	1.6	2.9	0.2	0.6	(0.5)
LEMAK HAIWAN DAN SAYURAN/LAIN-LAIN BIJI-BIJI MINYAK ANIMAL AND VEGETABLE FATS/OTHER OIL SEEDS	760.6	311.2	449.4	934.9	190.2	744.8
GETAH ASLI DAN SUSU GETAH NATURAL RUBBER AND NATURAL GUMS IN PRIMARY FORMS	51.4	3.0	48.4	0.6	0.2	0.4
KULIT DAN BULU BINATANG HIDES AND SKIN	2.5	2.7	(0.2)	1.8	4.2	(2.4)
GENTIAN ASLI NATURAL FIBRES	129.1	9.7	119.4	184.4	9.9	174.5
HASIL PERHUTANAN FORESTRY PRODUCTS	3,340.1	894.4	2,445.6	2,511.9	696.9	1,815.0
<b>JUMLAH TOTAL</b>	<b>10,147.1</b>	<b>2,569.7</b>	<b>7,577.4</b>	<b>8,414.1</b>	<b>2,089.5</b>	<b>6,324.5</b>

Nota/Notes :

<sup>1</sup> Binatang Ternakan/Livestock

<sup>2</sup> Tidak Termasuk Ikan Hiasan/Excluding Ornamental Fish



**JADUAL 15 : PERDAGANGAN LUAR NEGERI BAGI AGROMAKANAN DAN HASIL  
PERTANIAN TERPILIH MENGIKUT NEGARA - AUSTRALIA**  
TABLE 15 : EXTERNAL TRADE FOR AGROFOOD AND SELECTED  
AGRICULTURAL PRODUCTS BY COUNTRIES - AUSTRALIA

KATEGORI CATEGORY	2020			RM JUTA/MILLION 2021		
	EXPORT/ EXPORTS	IMPORT IMPORTS	IMBANGAN DAGANGAN/ BALANCE OF TRADE	EXPORT/ EXPORTS	IMPORT IMPORTS	IMBANGAN DAGANGAN/ BALANCE OF TRADE
<b>JUMLAH AGROMAKANAN</b> <b>TOTAL OF AGROFOOD</b>	<b>1,097.0</b>	<b>3,104.3</b>	<b>(2,007.3)</b>	<b>1,316.0</b>	<b>4,145.7</b>	<b>(2,829.7)</b>
<b>TERNAKAN</b> <b>LIVESTOCK</b>	<b>4.3</b>	<b>1,635.6</b>	<b>(1,631.3)</b>	<b>4.1</b>	<b>1,772.1</b>	<b>(1,768.1)</b>
BINATANG HIDUP <sup>1</sup> LIVE ANIMALS <sup>1</sup>	-	149.2	(149.2)	-	184.4	(184.4)
DAGING DAN SEDIAAN DAGING MEAT AND MEAT PREPARATIONS	0.0	936.1	(936.0)	0.1	979.4	(979.4)
HASIL TENUSU DAIRY PRODUCTS	4.2	550.3	(546.1)	3.9	608.3	(604.3)
TELUR UNGGAS POULTRY EGGS	0.0	-	0.0	0.1	-	0.1
<b>PERIKANAN</b> <b>FISHERIES</b>	<b>180.5</b>	<b>21.2</b>	<b>159.3</b>	<b>191.8</b>	<b>39.6</b>	<b>152.2</b>
IKAN, KRUSTASEA, MOLUSKA DAN SEDIAAN <sup>2</sup> FISH, CRUSTACEANS, MOLLUSCS AND PREPARATIONS <sup>2</sup>	180.5	21.2	159.3	191.8	39.6	152.2
<b>TANAMAN</b> <b>FOOD CROPS</b>	<b>443.4</b>	<b>1,163.8</b>	<b>(720.4)</b>	<b>580.5</b>	<b>1,955.9</b>	<b>(1,375.4)</b>
BIJIRIN DAN SEDIAAN BIJIRIN CEREALS AND CEREAL PREPARATIONS	130.8	687.4	(556.6)	225.8	1,400.5	(1,174.7)
SAYUR-SAYURAN VEGETABLES	10.3	150.4	(140.1)	14.8	170.8	(155.9)
BUAH-BUAHAN FRUITS	36.3	212.1	(175.8)	63.3	201.5	(138.2)
GULA, SEDIAAN GULA DAN MADU SUGARS, SUGAR PREPARATIONS AND HONEY	15.7	15.4	0.3	16.7	54.3	(37.5)
KOPI, KOKO, TEH, REMPAH DAN KELUARAN COFFEE, COCOA, TEA, SPICES AND MANUFACTURES	250.2	98.5	151.7	259.8	128.9	130.9
<b>LAIN-LAIN</b> <b>OTHERS</b>	<b>468.8</b>	<b>283.6</b>	<b>185.1</b>	<b>539.6</b>	<b>378.0</b>	<b>161.6</b>
BAHAN MAKANAN UNTUK TERNAKAN FEEDING STUFF FOR ANIMALS	37.9	117.3	(79.3)	16.5	167.5	(151.0)
KELUARAN DAN SEDIAAN MAKANAN LAIN MISCELLANEOUS EDIBLE PRODUCTS AND PREPARATIONS	430.9	166.4	264.5	523.1	210.6	312.6
<b>JUMLAH KEPERLUAN PERTANIAN</b> <b>TOTAL OF AGRICULTURAL INPUTS</b>	<b>720.3</b>	<b>78.8</b>	<b>641.5</b>	<b>979.2</b>	<b>91.3</b>	<b>887.9</b>
BAJA FERTILIZERS	388.9	68.0	320.9	656.1	86.1	570.0
UBAT-UBATAN VETERINAR VETERINARY MEDICAMENTS	-	1.4	(1.4)	-	1.4	(1.4)

**JADUAL 15 : PERDAGANGAN LUAR NEGERI BAGI AGROMAKANAN DAN HASIL  
PERTANIAN TERPILIH MENGIKUT NEGARA - AUSTRALIA**  
TABLE 15 : EXTERNAL TRADE FOR AGROFOOD AND SELECTED  
AGRICULTURAL PRODUCTS BY COUNTRIES - AUSTRALIA

KATEGORI CATEGORY	2020			RM JUTA/MILLION 2021		
	EXPORT/ EXPORTS	IMPORT IMPORTS	IMBANGAN DAGANGAN/ BALANCE OF TRADE	EXPORT/ EXPORTS	IMPORT IMPORTS	IMBANGAN DAGANGAN/ BALANCE OF TRADE
UBAT PEMBUNUH KUMAN, UBAT SERANGGA DSB. DISINFECTANTS, INSECTICIDES, FUNGICIDES, WEED KILLERS AND ANTI-SPROUTING PRODUCTS, ETC.	286.0	5.6	280.3	268.1	2.5	265.6
JENTERA PERTANIAN (TERMASUK TRAKTOR) DAN ALAT GANTI AGRICULTURAL MACHINERY (INCLUDING TRACTORS) AND PARTS	45.4	3.8	41.6	55.0	1.2	53.7
<b>JUMLAH KELUARAN PERTANIAN LAIN TOTAL OF OTHER AGRICULTURAL PRODUCTS</b>	<b>1,667.0</b>	<b>729.8</b>	<b>937.2</b>	<b>2,040.9</b>	<b>1,188.5</b>	<b>852.4</b>
BINATANG HIDUP (BUKAN BINATANG TERNAKAN) LIVE ANIMALS (NON LIVESTOCK)	-	0.2	(0.2)	-	0.0	(0.0)
IKAN HIASAN ORNAMENTAL FISH	2.1	0.0	2.1	1.6	0.0	1.6
RUMPAI LAUT SEAWEED	0.1	0.7	(0.6)	0.2	0.6	(0.4)
LAIN-LAIN PRODUK IKAN OTHER FISH PRODUCTS	-	8.0	(8.0)	-	15.9	(15.9)
MINUMAN DAN TEMBAKAU BEVERAGES AND TOBACCO	12.9	152.1	(139.1)	13.9	164.3	(150.4)
MINYAK KELAPA SAWIT PALM OIL	188.6	-	188.6	261.7	1.4	260.3
MINYAK ISIRUNG KELAPA SAWIT PALM KERNEL OIL	53.8	-	53.8	83.8	40.9	43.0
BUNGA-BUNGAAN FLORICULTURE	46.5	0.0	46.5	77.8	0.0	77.8
BAHAN TANAMAN UNTUK PEMBIAKAN SEEDS AND BUDS FOR SOWING	0.1	1.8	(1.7)	0.3	1.7	(1.4)
LEMAK HAIWAN DAN SAYURAN/LAIN-LAIN BIJI-BIJI MINYAK ANIMAL AND VEGETABLE FATS/OTHER OIL SEEDS	431.6	237.3	194.3	538.4	389.3	149.2
GETAH ASLI DAN SUSU GETAH NATURAL RUBBER AND NATURAL GUMS IN PRIMARY FORMS	5.8	-	5.8	9.9	-	9.9
KULIT DAN BULU BINATANG HIDES AND SKIN	9.7	7.0	2.7	5.9	0.0	5.9
GENTIAN ASLI NATURAL FIBRES	5.0	5.3	(0.3)	3.9	144.3	(140.4)
HASIL PERHUTANAN FORESTRY PRODUCTS	910.8	317.4	593.4	1,043.6	430.1	613.4
<b>JUMLAH TOTAL</b>	<b>3,484.3</b>	<b>3,912.9</b>	<b>(428.6)</b>	<b>4,336.1</b>	<b>5,425.5</b>	<b>(1,089.4)</b>

Nota/Notes:

<sup>1</sup> Binatang Ternakan/Livestock

<sup>2</sup> Tidak Termasuk Ikan Hiasan/Excluding Ornamental Fish

**JADUAL 15 : PERDAGANGAN LUAR NEGERI BAGI AGROMAKANAN DAN HASIL  
PERTANIAN TERPILIH MENGIKUT NEGARA - AUSTRALIA**  
TABLE 15 : EXTERNAL TRADE FOR AGROFOOD AND SELECTED  
AGRICULTURAL PRODUCTS BY COUNTRIES - AUSTRALIA

KATEGORI CATEGORY	RM JUTA/MILLION					
	2022			2023		
	EXPORT/ EXPORTS	IMPORT IMPORTS	IMBANGAN DAGANGAN/ BALANCE OF TRADE	EXPORT/ EXPORTS	IMPORT IMPORTS	IMBANGAN DAGANGAN/ BALANCE OF TRADE
<b>JUMLAH AGROMAKANAN</b> <b>TOTAL OF AGROFOOD</b>	<b>1,582.1</b>	<b>5,166.7</b>	<b>(3,584.7)</b>	<b>1,558.2</b>	<b>4,445.7</b>	<b>(2,887.5)</b>
<b>TERNAKAN</b> <b>LIVESTOCK</b>	<b>6.2</b>	<b>2,115.2</b>	<b>(2,109.0)</b>	<b>8.8</b>	<b>1,673.3</b>	<b>(1,664.4)</b>
BINATANG HIDUP <sup>1</sup> LIVE ANIMALS <sup>1</sup>	-	103.8	(103.8)	-	94.3	(93.6)
DAGING DAN SEDIAAN DAGING MEAT AND MEAT PREPARATIONS	0.1	1,391.8	(1,391.7)	0.6	1,013.2	(1,012.6)
HASIL TENUSU DAIRY PRODUCTS	6.0	619.7	(613.6)	8.1	565.8	(557.7)
TELUR UNGGAS POULTRY EGGS	0.1	-	0.1	0.1	0.0	0.1
<b>PERIKANAN</b> <b>FISHERIES</b>	<b>240.3</b>	<b>35.2</b>	<b>205.1</b>	<b>190.5</b>	<b>39.4</b>	<b>151.1</b>
IKAN, KRUSTASEA, MOLUSKA DAN SEDIAAN <sup>2</sup> FISH, CRUSTACEANS, MOLLUSCS AND PREPARATIONS <sup>2</sup>	240.3	35.2	205.1	190.5	39.4	151.1
<b>TANAMAN</b> <b>FOOD CROPS</b>	<b>652.1</b>	<b>2,661.8</b>	<b>(2,009.7)</b>	<b>785.0</b>	<b>2,394.6</b>	<b>(1,609.6)</b>
BIJIRIN DAN SEDIAAN BIJIRIN CEREALS AND CEREAL PREPARATIONS	289.8	2,152.8	(1,862.9)	358.5	1,796.8	(1,438.3)
SAYUR-SAYURAN VEGETABLES	18.5	168.5	(150.0)	16.5	170.6	(154.2)
BUAH-BUAHAN FRUITS	31.5	215.1	(183.6)	32.6	236.9	(204.2)
GULA, SEDIAAN GULA DAN MADU SUGARS, SUGAR PREPARATIONS AND HONEY	20.1	16.9	3.2	31.0	90.1	(59.1)
KOPI, KOKO, TEH, REMPAH DAN KELUARAN COFFEE, COCOA, TEA, SPICES AND MANUFACTURES	292.2	108.5	183.7	346.4	100.2	246.2
<b>LAIN-LAIN</b> <b>OTHERS</b>	<b>683.5</b>	<b>354.5</b>	<b>329.0</b>	<b>573.8</b>	<b>338.4</b>	<b>235.5</b>
BAHAN MAKANAN UNTUK TERNAKAN FEEDING STUFF FOR ANIMALS	17.8	172.9	(155.1)	33.5	158.0	(124.4)
KELUARAN DAN SEDIAAN MAKANAN LAIN MISCELLANEOUS EDIBLE PRODUCTS AND PREPARATIONS	665.7	181.6	484.1	540.3	180.4	359.9
<b>JUMLAH KEPERLUAN PERTANIAN</b> <b>TOTAL OF AGRICULTURAL INPUTS</b>	<b>1,810.1</b>	<b>146.4</b>	<b>1,663.7</b>	<b>1,020.6</b>	<b>156.4</b>	<b>864.2</b>
BAJA FERTILIZERS	1,329.1	139.0	1,190.1	646.1	149.5	496.6
UBAT-UBATAN VETERINAR VETERINARY MEDICAMENTS	15.0	2.3	12.8	12.4	2.8	9.7

**JADUAL 15 : PERDAGANGAN LUAR NEGERI BAGI AGROMAKANAN DAN HASIL  
PERTANIAN TERPILIH MENGIKUT NEGARA - AUSTRALIA**  
TABLE 15 : EXTERNAL TRADE FOR AGROFOOD AND SELECTED  
AGRICULTURAL PRODUCTS BY COUNTRIES - AUSTRALIA

KATEGORI CATEGORY	2022			2023		
	EXPORT/ EXPORTS	IMPORT IMPORTS	IMBANGAN DAGANGAN/ BALANCE OF TRADE	EXPORT/ EXPORTS	IMPORT IMPORTS	IMBANGAN DAGANGAN/ BALANCE OF TRADE
UBAT PEMBUNUH KUMAN, UBAT SERANGGA DSB. DISINFECTANTS, INSECTICIDES, FUNGICIDES, WEED KILLERS AND ANTI-SPROUTING PRODUCTS, ETC.	398.8	1.3	397.5	285.7	1.7	284.0
JENTERA PERTANIAN (TERMASUK TRAKTOR) DAN ALAT GANTI AGRICULTURAL MACHINERY (INCLUDING TRACTORS) AND PARTS	67.2	3.8	63.3	76.4	2.4	73.9
<b>JUMLAH KELUARAN PERTANIAN LAIN TOTAL OF OTHER AGRICULTURAL PRODUCTS</b>	<b>2,604.0</b>	<b>1,883.6</b>	<b>720.4</b>	<b>2,217.8</b>	<b>1,903.0</b>	<b>314.8</b>
BINATANG HIDUP (BUKAN BINATANG TERNAKAN) LIVE ANIMALS (NON LIVESTOCK)	-	0.1	(0.1)	-	0.2	(0.2)
IKAN HIASAN ORNAMENTAL FISH	1.3	0.1	1.1	1.4	0.5	1.0
RUMPAI LAUT SEAWEED	0.1	0.9	(0.8)	0.2	0.2	0.0
LAIN-LAIN PRODUK IKAN OTHER FISH PRODUCTS	-	10.5	(10.5)	-	15.2	(15.2)
MINUMAN DAN TEMBAKAU BEVERAGES AND TOBACCO	19.9	292.9	(272.9)	55.9	200.8	(144.9)
MINYAK KELAPA SAWIT PALM OIL	399.7	0.4	399.3	282.7	-	282.7
MINYAK ISIRUNG KELAPA SAWIT PALM KERNEL OIL	101.2	2.3	98.9	70.8	-	70.8
BUNGA-BUNGAAN FLORICULTURE	99.1	0.0	99.1	67.3	0.0	67.3
BAHAN TANAMAN UNTUK PEMBIAKAN SEEDS AND BUDS FOR SOWING	0.0	1.0	(1.0)	0.1	1.6	(1.5)
LEMAK HAIWAN DAN SAYURAN/LAIN-LAIN BIJI-BIJI MINYAK ANIMAL AND VEGETABLE FATS/OTHER OIL SEEDS	747.4	439.9	307.5	615.7	447.7	168.1
GETAH ASLI DAN SUSU GETAH NATURAL RUBBER AND NATURAL GUMS IN PRIMARY FORMS	8.8	-	8.8	5.0	-	5.0
KULIT DAN BULU BINATANG HIDES AND SKIN	0.0	0.2	(0.2)	0.0	1.2	(1.2)
GENTIAN ASLI NATURAL FIBRES	4.2	650.6	(646.3)	3.2	853.2	(850.0)
HASIL PERHUTANAN FORESTRY PRODUCTS	1,222.2	484.8	737.4	1,115.5	382.5	732.9
<b>JUMLAH TOTAL</b>	<b>5,996.3</b>	<b>7,196.8</b>	<b>(1,200.5)</b>	<b>4,796.6</b>	<b>6,505.1</b>	<b>(1,708.5)</b>

Nota/Notes :

<sup>1</sup> Binatang Ternakan/Livestock

<sup>2</sup> Tidak Termasuk Ikan Hiasan/Excluding Ornamental Fish

**JADUAL 16 : PERDAGANGAN LUAR NEGERI BAGI AGROMAKANAN DAN HASIL  
PERTANIAN TERPILIH MENGIKUT NEGARA - NEW ZEALAND**  
TABLE 16 : EXTERNAL TRADE FOR AGROFOOD AND SELECTED  
AGRICULTURAL PRODUCTS BY COUNTRIES - NEW ZEALAND

KATEGORI CATEGORY	2020			RM JUTA/MILLION 2021		
	EXPORT/ EXPORTS	IMPORT IMPORTS	IMBANGAN DAGANGAN/ BALANCE OF TRADE	EXPORT/ EXPORTS	IMPORT IMPORTS	IMBANGAN DAGANGAN/ BALANCE OF TRADE
<b>JUMLAH AGROMAKANAN</b> <b>TOTAL OF AGROFOOD</b>	<b>533.3</b>	<b>2,472.2</b>	<b>(1,938.9)</b>	<b>589.5</b>	<b>2,369.3</b>	<b>(1,779.8)</b>
<b>TERNAKAN</b> <b>LIVESTOCK</b>	<b>0.0</b>	<b>2,022.4</b>	<b>(2,022.4)</b>	<b>1.9</b>	<b>1,921.0</b>	<b>(1,919.1)</b>
BINATANG HIDUP <sup>1</sup> LIVE ANIMALS <sup>1</sup>	-	3.9	(3.9)	-	13.2	(13.2)
DAGING DAN SEDIAAN DAGING MEAT AND MEAT PREPARATIONS	-	353.0	(353.0)	0.6	150.3	(149.6)
HASIL TENUSU DAIRY PRODUCTS	0.0	1,665.5	(1,665.5)	1.3	1,757.6	(1,756.3)
TELUR UNGGAS POULTRY EGGS	-	-	-	-	-	-
<b>PERIKANAN</b> <b>FISHERIES</b>	<b>14.1</b>	<b>17.5</b>	<b>(3.3)</b>	<b>15.7</b>	<b>22.7</b>	<b>(7.0)</b>
IKAN, KRUSTASEA, MOLUSKA DAN SEDIAAN <sup>2</sup> FISH, CRUSTACEANS, MOLLUSCS AND PREPARATIONS <sup>2</sup>	14.1	17.5	(3.3)	15.7	22.7	(7.0)
<b>TANAMAN</b> <b>FOOD CROPS</b>	<b>77.5</b>	<b>237.1</b>	<b>(159.7)</b>	<b>154.4</b>	<b>226.1</b>	<b>(71.6)</b>
BIJIRIN DAN SEDIAAN BIJIRIN CEREALS AND CEREAL PREPARATIONS	16.1	18.4	(2.3)	41.8	7.9	33.9
SAYUR-SAYURAN VEGETABLES	0.9	55.2	(54.4)	1.3	60.8	(59.4)
BUAH-BUAHAN FRUITS	0.8	140.4	(139.6)	2.4	133.9	(131.5)
GULA, SEDIAAN GULA DAN MADU SUGARS, SUGAR PREPARATIONS AND HONEY	29.4	15.5	13.9	22.0	14.7	7.4
KOPI, KOKO, TEH, REMPAH DAN KELUARAN COFFEE, COCOA, TEA, SPICES AND MANUFACTURES	30.4	7.6	22.7	86.9	8.9	78.0
<b>LAIN-LAIN</b> <b>OTHERS</b>	<b>441.7</b>	<b>195.2</b>	<b>246.5</b>	<b>417.4</b>	<b>199.5</b>	<b>217.9</b>
BAHAN MAKANAN UNTUK TERNAKAN FEEDING STUFF FOR ANIMALS	400.2	7.3	392.9	367.2	14.1	353.1
KELUARAN DAN SEDIAAN MAKANAN LAIN MISCELLANEOUS EDIBLE PRODUCTS AND PREPARATIONS	41.5	187.9	(146.4)	50.3	185.4	(135.2)
<b>JUMLAH KEPERLUAN PERTANIAN</b> <b>TOTAL OF AGRICULTURAL INPUTS</b>	<b>229.0</b>	<b>16.0</b>	<b>213.0</b>	<b>513.1</b>	<b>3.4</b>	<b>509.7</b>
BAJA FERTILIZERS	189.6	0.1	189.4	459.6	0.0	459.6
UBAT-UBATAN VETERINAR VETERINARY MEDICAMENTS	-	-	-	-	0.6	(0.6)

**JADUAL 16 : PERDAGANGAN LUAR NEGERI BAGI AGROMAKANAN DAN HASIL  
PERTANIAN TERPILIH MENGIKUT NEGARA - NEW ZEALAND**  
TABLE 16 : EXTERNAL TRADE FOR AGROFOOD AND SELECTED  
AGRICULTURAL PRODUCTS BY COUNTRIES - NEW ZEALAND

KATEGORI CATEGORY	2020			RM JUTA/MILLION 2021		
	EXPORT/ EXPORTS	IMPORT IMPORTS	IMBANGAN DAGANGAN/ BALANCE OF TRADE	EXPORT/ EXPORTS	IMPORT IMPORTS	IMBANGAN DAGANGAN/ BALANCE OF TRADE
UBAT PEMBUNUH KUMAN, UBAT SERANGGA DSB. DISINFECTANTS, INSECTICIDES, FUNGICIDES, WEED KILLERS AND ANTI-SPROUTING PRODUCTS, ETC.	17.2	0.4	16.8	21.5	0.5	21.0
JENTERA PERTANIAN (TERMASUK TRAKTOR) DAN ALAT GANTI AGRICULTURAL MACHINERY (INCLUDING TRACTORS) AND PARTS	22.3	15.5	6.8	31.9	2.3	29.7
<b>JUMLAH KELUARAN PERTANIAN LAIN</b> <b>TOTAL OF OTHER AGRICULTURAL PRODUCTS</b>	<b>439.4</b>	<b>292.6</b>	<b>146.9</b>	<b>544.6</b>	<b>430.9</b>	<b>113.7</b>
BINATANG HIDUP (BUKAN BINATANG TERNAKAN) LIVE ANIMALS (NON LIVESTOCK)	-	0.0	(0.0)	-	0.0	(0.0)
IKAN HIASAN ORNAMENTAL FISH	-	-	-	0.0	0.3	(0.3)
RUMPAI LAUT SEAWEED	-	0.0	(0.0)	0.0	0.1	(0.1)
LAIN-LAIN PRODUK IKAN OTHER FISH PRODUCTS	-	1.1	(1.1)	-	3.1	(3.1)
MINUMAN DAN TEMBAKAU BEVERAGES AND TOBACCO	3.2	11.4	(8.2)	4.2	7.7	(3.6)
MINYAK KELAPA SAWIT PALM OIL	89.3	-	89.3	95.6	0.1	95.5
MINYAK ISIRUNG KELAPA SAWIT PALM KERNEL OIL	15.0	0.7	14.3	21.6	-	21.6
BUNGA-BUNGAAN FLORICULTURE	0.5	-	0.5	0.4	-	0.4
BAHAN TANAMAN UNTUK PEMBIAKAN SEEDS AND BUDS FOR SOWING	-	0.5	(0.5)	-	0.5	(0.5)
LEMAK HAIWAN DAN SAYURAN/LAIN-LAIN BIJI-BIJI MINYAK ANIMAL AND VEGETABLE FATS/OTHER OIL SEEDS	217.9	79.3	138.6	285.6	103.8	181.8
GETAH ASLI DAN SUSU GETAH NATURAL RUBBER AND NATURAL GUMS IN PRIMARY FORMS	-	-	-	0.0	0.5	(0.5)
KULIT DAN BULU BINATANG HIDES AND SKIN	0.4	0.6	(0.2)	-	0.3	(0.3)
GENTIAN ASLI NATURAL FIBRES	0.1	0.3	(0.3)	0.1	0.3	(0.2)
HASIL PERHUTANAN FORESTRY PRODUCTS	113.1	198.7	(85.6)	137.1	314.1	(177.0)
<b>JUMLAH</b> <b>TOTAL</b>	<b>1,201.8</b>	<b>2,780.8</b>	<b>(1,579.0)</b>	<b>1,647.2</b>	<b>2,803.6</b>	<b>(1,156.4)</b>

Nota/Notes:

<sup>1</sup> Binatang Ternakan/Livestock

<sup>2</sup> Tidak Termasuk Ikan Hiasan/Excluding Ornamental Fish

**JADUAL 16 : PERDAGANGAN LUAR NEGERI BAGI AGROMAKANAN DAN HASIL  
PERTANIAN TERPILIH MENGIKUT NEGARA - NEW ZEALAND**  
TABLE 16 : EXTERNAL TRADE FOR AGROFOOD AND SELECTED  
AGRICULTURAL PRODUCTS BY COUNTRIES - NEW ZEALAND

KATEGORI CATEGORY	RM JUTA/MILLION					
	2022			2023		
	EXPORT/ EXPORTS	IMPORT IMPORTS	IMBANGAN DAGANGAN/ BALANCE OF TRADE	EXPORT/ EXPORTS	IMPORT IMPORTS	IMBANGAN DAGANGAN/ BALANCE OF TRADE
<b>JUMLAH AGROMAKANAN</b> <b>TOTAL OF AGROFOOD</b>	<b>750.8</b>	<b>3,464.6</b>	<b>(2,713.8)</b>	<b>654.1</b>	<b>3,210.0</b>	<b>(2,555.9)</b>
<b>TERNAKAN</b> <b>LIVESTOCK</b>	<b>0.9</b>	<b>2,908.6</b>	<b>(2,907.7)</b>	<b>0.3</b>	<b>2,683.1</b>	<b>(2,682.8)</b>
BINATANG HIDUP <sup>1</sup> LIVE ANIMALS <sup>1</sup>	-	48.5	(48.5)	-	70.4	(70.4)
DAGING DAN SEDIAAN DAGING MEAT AND MEAT PREPARATIONS	0.6	423.2	(422.6)	0.0	210.8	(210.8)
HASIL TENUSU DAIRY PRODUCTS	0.3	2,436.9	(2,436.6)	0.2	2,401.9	(2,401.7)
TELUR UNGGAS POULTRY EGGS	-	-	-	0.0	-	0.0
<b>PERIKANAN</b> <b>FISHERIES</b>	<b>18.1</b>	<b>29.3</b>	<b>(11.2)</b>	<b>14.2</b>	<b>28.7</b>	<b>(14.6)</b>
IKAN, KRUSTASEA, MOLUSKA DAN SEDIAAN <sup>2</sup> FISH, CRUSTACEANS, MOLLUSCS AND PREPARATIONS <sup>2</sup>	18.1	29.3	(11.2)	14.2	28.7	(14.6)
<b>TANAMAN</b> <b>FOOD CROPS</b>	<b>129.1</b>	<b>243.6</b>	<b>(114.5)</b>	<b>156.3</b>	<b>231.5</b>	<b>(75.2)</b>
BIJIRIN DAN SEDIAAN BIJIRIN CEREALS AND CEREAL PREPARATIONS	46.3	17.1	29.2	56.7	12.2	44.5
SAYUR-SAYURAN VEGETABLES	1.4	61.0	(59.6)	5.4	71.3	(65.9)
BUAH-BUAHAN FRUITS	1.7	130.0	(128.2)	1.0	116.1	(115.1)
GULA, SEDIAAN GULA DAN MADU SUGARS, SUGAR PREPARATIONS AND HONEY	22.4	20.9	1.5	20.1	20.1	0.0
KOPI, KOKO, TEH, REMPAH DAN KELUARAN COFFEE, COCOA, TEA, SPICES AND MANUFACTURES	57.3	14.6	42.7	73.1	11.9	61.2
<b>LAIN-LAIN</b> <b>OTHERS</b>	<b>602.8</b>	<b>283.1</b>	<b>319.6</b>	<b>483.4</b>	<b>266.7</b>	<b>216.8</b>
BAHAN MAKANAN UNTUK TERNAKAN FEEDING STUFF FOR ANIMALS	537.5	9.9	527.6	426.2	7.6	418.6
KELUARAN DAN SEDIAAN MAKANAN LAIN MISCELLANEOUS EDIBLE PRODUCTS AND PREPARATIONS	65.3	273.2	(208.0)	57.3	259.1	(201.8)
<b>JUMLAH KEPERLUAN PERTANIAN</b> <b>TOTAL OF AGRICULTURAL INPUTS</b>	<b>397.2</b>	<b>1.4</b>	<b>395.8</b>	<b>206.4</b>	<b>0.6</b>	<b>205.8</b>
BAJA FERTILIZERS	324.5	0.1	324.5	155.2	0.0	155.2
UBAT-UBATAN VETERINAR VETERINARY MEDICAMENTS	-	-	-	0.0	0.0	(0.0)

**JADUAL 16 : PERDAGANGAN LUAR NEGERI BAGI AGROMAKANAN DAN HASIL  
PERTANIAN TERPILIH MENGIKUT NEGARA - NEW ZEALAND**  
TABLE 16 : EXTERNAL TRADE FOR AGROFOOD AND SELECTED  
AGRICULTURAL PRODUCTS BY COUNTRIES - NEW ZEALAND

KATEGORI CATEGORY	2022			RM JUTA/MILLION 2023		
	EXPORT/ EXPORTS	IMPORT IMPORTS	IMBANGAN DAGANGAN/ BALANCE OF TRADE	EXPORT/ EXPORTS	IMPORT IMPORTS	IMBANGAN DAGANGAN/ BALANCE OF TRADE
UBAT PEMBUNUH KUMAN, UBAT SERANGGA DSB. DISINFECTANTS, INSECTICIDES, FUNGICIDES, WEED KILLERS AND ANTI-SPROUTING PRODUCTS, ETC.	45.7	0.1	45.7	17.4	0.0	17.4
JENTERA PERTANIAN (TERMASUK TRAKTOR) DAN ALAT GANTI AGRICULTURAL MACHINERY (INCLUDING TRACTORS) AND PARTS	26.9	1.3	25.7	33.8	0.6	33.2
<b>JUMLAH KELUARAN PERTANIAN LAIN TOTAL OF OTHER AGRICULTURAL PRODUCTS</b>	<b>726.0</b>	<b>466.9</b>	<b>259.1</b>	<b>504.1</b>	<b>426.6</b>	<b>77.5</b>
BINATANG HIDUP (BUKAN BINATANG TERNAKAN) LIVE ANIMALS (NON LIVESTOCK)	0.0	0.0	(0.0)	0.0	0.0	0.0
IKAN HIASAN ORNAMENTAL FISH	0.0	-	0.0	-	-	-
RUMPAI LAUT SEAWEED	-	0.1	(0.1)	0.0	-	0.0
LAIN-LAIN PRODUK IKAN OTHER FISH PRODUCTS	-	3.1	(3.1)	-	2.1	(2.1)
MINUMAN DAN TEMBAKAU BEVERAGES AND TOBACCO	4.9	11.6	(6.7)	12.2	11.6	0.7
MINYAK KELAPA SAWIT PALM OIL	175.7	2.1	173.6	91.2	-	91.2
MINYAK ISIRUNG KELAPA SAWIT PALM KERNEL OIL	19.9	21.9	(1.9)	17.9	1.5	16.4
BUNGA-BUNGAAN FLORICULTURE	1.5	-	1.5	2.4	-	2.4
BAHAN TANAMAN UNTUK PEMBIAKAN SEEDS AND BUDS FOR SOWING	0.0	0.2	(0.2)	0.0	0.9	(0.9)
LEMAK HAIWAN DAN SAYURAN/LAIN-LAIN BIJI-BIJI MINYAK ANIMAL AND VEGETABLE FATS/OTHER OIL SEEDS	375.9	115.2	260.7	253.8	108.8	145.0
GETAH ASLI DAN SUSU GETAH NATURAL RUBBER AND NATURAL GUMS IN PRIMARY FORMS	-	-	-	-	-	-
KULIT DAN BULU BINATANG HIDES AND SKIN	-	0.2	(0.2)	-	0.0	(0.0)
GENTIAN ASLI NATURAL FIBRES	0.0	0.3	(0.2)	0.0	0.4	(0.4)
HASIL PERHUTANAN FORESTRY PRODUCTS	148.1	312.4	(164.3)	126.5	301.3	(174.8)
<b>JUMLAH TOTAL</b>	<b>1,874.1</b>	<b>3,933.0</b>	<b>(2,058.9)</b>	<b>1,364.7</b>	<b>3,637.3</b>	<b>(2,272.6)</b>

Nota/Notes :

<sup>1</sup> Binatang Ternakan/Livestock

<sup>2</sup> Tidak Termasuk Ikan Hiasan/Excluding Ornamental Fish



**JADUAL 17 : PERDAGANGAN LUAR NEGERI BAGI AGROMAKANAN DAN HASIL  
PERTANIAN TERPILIH MENGIKUT NEGARA - NETHERLANDS**  
TABLE 17 : EXTERNAL TRADE FOR AGROFOOD AND SELECTED  
AGRICULTURAL PRODUCTS BY COUNTRIES - NETHERLANDS

KATEGORI CATEGORY	2020			RM JUTA/MILLION 2021		
	EXPORT/ EXPORTS	IMPORT IMPORTS	IMBANGAN DAGANGAN/ BALANCE OF TRADE	EXPORT/ EXPORTS	IMPORT IMPORTS	IMBANGAN DAGANGAN/ BALANCE OF TRADE
<b>JUMLAH AGROMAKANAN</b> <b>TOTAL OF AGROFOOD</b>	<b>103.3</b>	<b>980.2</b>	<b>(876.9)</b>	<b>93.0</b>	<b>888.5</b>	<b>(795.5)</b>
<b>TERNAKAN</b> <b>LIVESTOCK</b>	<b>0.0</b>	<b>224.5</b>	<b>(224.5)</b>	<b>0.1</b>	<b>213.2</b>	<b>(213.1)</b>
BINATANG HIDUP <sup>1</sup> LIVE ANIMALS <sup>1</sup>	-	12.1	(12.1)	-	5.5	(5.5)
DAGING DAN SEDIAAN DAGING MEAT AND MEAT PREPARATIONS	0.0	39.8	(39.8)	-	48.3	(48.3)
HASIL TENUSU DAIRY PRODUCTS	0.0	171.7	(171.7)	0.1	157.9	(157.8)
TELUR UNGGAS POULTRY EGGS	-	0.9	(0.9)	-	1.5	(1.5)
<b>PERIKANAN</b> <b>FISHERIES</b>	<b>-</b>	<b>42.7</b>	<b>(42.7)</b>	<b>0.5</b>	<b>26.5</b>	<b>(26.1)</b>
IKAN, KRUSTASEA, MOLUSKA DAN SEDIAAN <sup>2</sup> FISH, CRUSTACEANS, MOLLUSCS AND PREPARATIONS <sup>2</sup>	-	42.7	(42.7)	0.5	26.5	(26.1)
<b>TANAMAN</b> <b>FOOD CROPS</b>	<b>48.8</b>	<b>419.3</b>	<b>(370.5)</b>	<b>36.1</b>	<b>389.8</b>	<b>(353.8)</b>
BIJIRIN DAN SEDIAAN BIJIRIN CEREALS AND CEREAL PREPARATIONS	3.2	27.1	(23.9)	3.3	18.8	(15.5)
SAYUR-SAYURAN VEGETABLES	1.8	322.2	(320.4)	1.2	279.6	(278.4)
BUAH-BUAHAN FRUITS	13.1	12.1	1.0	15.3	18.4	(3.2)
GULA, SEDIAAN GULA DAN MADU SUGARS, SUGAR PREPARATIONS AND HONEY	1.3	18.1	(16.8)	2.0	17.1	(15.1)
KOPI, KOKO, TEH, REMPAH DAN KELUARAN COFFEE, COCOA, TEA, SPICES AND MANUFACTURES	29.3	39.8	(10.5)	14.3	55.9	(41.6)
<b>LAIN-LAIN</b> <b>OTHERS</b>	<b>54.5</b>	<b>293.7</b>	<b>(239.2)</b>	<b>56.4</b>	<b>258.9</b>	<b>(202.5)</b>
BAHAN MAKANAN UNTUK TERNAKAN FEEDING STUFF FOR ANIMALS	34.4	27.6	6.9	31.0	41.9	(11.0)
KELUARAN DAN SEDIAAN MAKANAN LAIN MISCELLANEOUS EDIBLE PRODUCTS AND PREPARATIONS	20.1	266.1	(246.1)	25.4	217.0	(191.6)
<b>JUMLAH KEPERLUAN PERTANIAN</b> <b>TOTAL OF AGRICULTURAL INPUTS</b>	<b>1.7</b>	<b>161.8</b>	<b>(160.1)</b>	<b>2.3</b>	<b>187.4</b>	<b>(185.1)</b>
BAJA FERTILIZERS	-	82.9	(82.9)	-	121.3	(121.3)
UBAT-UBATAN VETERINAR VETERINARY MEDICAMENTS	-	30.2	(30.2)	-	20.9	(20.9)

**JADUAL 17 : PERDAGANGAN LUAR NEGERI BAGI AGROMAKANAN DAN HASIL  
PERTANIAN TERPILIH MENGIKUT NEGARA - NETHERLANDS**  
TABLE 17 : EXTERNAL TRADE FOR AGROFOOD AND SELECTED  
AGRICULTURAL PRODUCTS BY COUNTRIES - NETHERLANDS

KATEGORI CATEGORY	2020			RM JUTA/MILLION 2021		
	EXPORT/ EXPORTS	IMPORT IMPORTS	IMBANGAN DAGANGAN/ BALANCE OF TRADE	EXPORT/ EXPORTS	IMPORT IMPORTS	IMBANGAN DAGANGAN/ BALANCE OF TRADE
UBAT PEMBUNUH KUMAN, UBAT SERANGGA DSB. DISINFECTANTS, INSECTICIDES, FUNGICIDES, WEED KILLERS AND ANTI-SPROUTING PRODUCTS, ETC.	-	20.1	(20.1)	0.0	30.1	(30.1)
JENTERA PERTANIAN (TERMASUK TRAKTOR) DAN ALAT GANTI AGRICULTURAL MACHINERY (INCLUDING TRACTORS) AND PARTS	1.7	28.7	(26.9)	2.3	15.1	(12.8)
<b>JUMLAH KELUARAN PERTANIAN LAIN TOTAL OF OTHER AGRICULTURAL PRODUCTS</b>	<b>5,325.3</b>	<b>252.9</b>	<b>5,072.4</b>	<b>8,158.6</b>	<b>288.0</b>	<b>7,870.5</b>
BINATANG HIDUP (BUKAN BINATANG TERNAKAN) LIVE ANIMALS (NON LIVESTOCK)	0.0	0.5	(0.5)	0.0	1.0	(1.0)
IKAN HIASAN ORNAMENTAL FISH	0.1	-	0.1	0.2	-	0.2
RUMPAI LAUT SEAWEED	-	0.0	(0.0)	-	-	-
LAIN-LAIN PRODUK IKAN OTHER FISH PRODUCTS	-	7.2	(7.2)	-	7.1	(7.1)
MINUMAN DAN TEMBAKAU BEVERAGES AND TOBACCO	61.2	80.7	(19.5)	85.7	91.6	(5.9)
MINYAK KELAPA SAWIT PALM OIL	2,643.9	0.7	2,643.2	3,769.6	0.0	3,769.6
MINYAK ISIRUNG KELAPA SAWIT PALM KERNEL OIL	1,529.3	1.8	1,527.5	3,088.9	-	3,088.9
BUNGA-BUNGAAN FLORICULTURE	1.4	0.6	0.8	1.8	0.8	0.9
BAHAN TANAMAN UNTUK PEMBIAKAN SEEDS AND BUDS FOR SOWING	3.0	8.1	(5.1)	3.0	8.6	(5.6)
LEMAK HAIWAN DAN SAYURAN/LAIN-LAIN BIJI-BIJI MINYAK ANIMAL AND VEGETABLE FATS/OTHER OIL SEEDS	572.5	89.6	482.9	599.2	96.1	503.0
GETAH ASLI DAN SUSU GETAH NATURAL RUBBER AND NATURAL GUMS IN PRIMARY FORMS	16.6	-	16.6	8.3	-	8.3
KULIT DAN BULU BINATANG HIDES AND SKIN	-	0.1	(0.1)	-	0.2	(0.2)
GENTIAN ASLI NATURAL FIBRES	111.7	0.4	111.3	152.3	0.4	151.9
HASIL PERHUTANAN FORESTRY PRODUCTS	385.5	63.1	322.3	449.7	82.1	367.6
<b>JUMLAH TOTAL</b>	<b>5,430.3</b>	<b>1,394.9</b>	<b>4,035.4</b>	<b>8,253.9</b>	<b>1,363.9</b>	<b>6,890.0</b>

Nota/Notes:

<sup>1</sup> Binatang Ternakan/Livestock

<sup>2</sup> Tidak Termasuk Ikan Hiasan/Excluding Ornamental Fish

**JADUAL 17 : PERDAGANGAN LUAR NEGERI BAGI AGROMAKANAN DAN HASIL  
PERTANIAN TERPILIH MENGIKUT NEGARA - NETHERLANDS**  
TABLE 17 : EXTERNAL TRADE FOR AGROFOOD AND SELECTED  
AGRICULTURAL PRODUCTS BY COUNTRIES - NETHERLANDS

KATEGORI CATEGORY	2022			RM JUTA/MILLION 2023		
	EXPORT/ EXPORTS	IMPORT IMPORTS	IMBANGAN DAGANGAN/ BALANCE OF TRADE	EXPORT/ EXPORTS	IMPORT IMPORTS	IMBANGAN DAGANGAN/ BALANCE OF TRADE
<b>JUMLAH AGROMAKANAN</b> <b>TOTAL OF AGROFOOD</b>	<b>169.6</b>	<b>1,131.3</b>	<b>(961.7)</b>	<b>248.3</b>	<b>1,039.9</b>	<b>(791.6)</b>
<b>TERNAKAN</b> <b>LIVESTOCK</b>	<b>0.8</b>	<b>218.3</b>	<b>(217.5)</b>	<b>0.9</b>	<b>167.6</b>	<b>(166.7)</b>
BINATANG HIDUP <sup>1</sup> LIVE ANIMALS <sup>1</sup>	-	0.8	(0.8)	-	-	-
DAGING DAN SEDIAAN DAGING MEAT AND MEAT PREPARATIONS	0.4	94.1	(93.7)	0.9	34.9	(34.1)
HASIL TENUSU DAIRY PRODUCTS	0.4	121.5	(121.1)	0.0	131.1	(131.1)
TELUR UNGGAS POULTRY EGGS	-	2.0	(2.0)	0.0	1.5	(1.5)
<b>PERIKANAN</b> <b>FISHERIES</b>	<b>-</b>	<b>44.2</b>	<b>(44.2)</b>	<b>0.3</b>	<b>49.4</b>	<b>(49.1)</b>
IKAN, KRUSTASEA, MOLUSKA DAN SEDIAAN <sup>2</sup> FISH, CRUSTACEANS, MOLLUSCS AND PREPARATIONS <sup>2</sup>	-	44.2	(44.2)	0.3	49.4	(49.1)
<b>TANAMAN</b> <b>FOOD CROPS</b>	<b>92.5</b>	<b>563.0</b>	<b>(470.5)</b>	<b>157.3</b>	<b>546.1</b>	<b>(388.8)</b>
BIJIRIN DAN SEDIAAN BIJIRIN CEREALS AND CEREAL PREPARATIONS	3.9	22.6	(18.7)	7.0	26.6	(19.5)
SAYUR-SAYURAN VEGETABLES	0.6	386.1	(385.5)	0.4	322.9	(322.5)
BUAH-BUAHAN FRUITS	14.7	32.5	(17.7)	14.1	29.0	(14.9)
GULA, SEDIAAN GULA DAN MADU SUGARS, SUGAR PREPARATIONS AND HONEY	2.8	22.1	(19.2)	6.2	10.3	(4.1)
KOPI, KOKO, TEH, REMPAH DAN KELUARAN COFFEE, COCOA, TEA, SPICES AND MANUFACTURES	70.5	99.9	(29.4)	129.5	157.4	(27.8)
<b>LAIN-LAIN</b> <b>OTHERS</b>	<b>76.3</b>	<b>305.8</b>	<b>(229.4)</b>	<b>89.8</b>	<b>276.8</b>	<b>(187.0)</b>
BAHAN MAKANAN UNTUK TERNAKAN FEEDING STUFF FOR ANIMALS	53.2	39.6	13.6	60.1	32.7	27.5
KELUARAN DAN SEDIAAN MAKANAN LAIN MISCELLANEOUS EDIBLE PRODUCTS AND PREPARATIONS	23.1	266.2	(243.1)	29.7	244.2	(214.5)
<b>JUMLAH KEPERLUAN PERTANIAN</b> <b>TOTAL OF AGRICULTURAL INPUTS</b>	<b>4.4</b>	<b>220.4</b>	<b>(215.9)</b>	<b>7.0</b>	<b>202.6</b>	<b>(195.6)</b>
BAJA FERTILIZERS	-	132.0	(132.0)	0.1	87.2	(87.0)
UBAT-UBATAN VETERINAR VETERINARY MEDICAMENTS	-	32.8	(32.8)	0.0	41.1	(41.1)

**JADUAL 17 : PERDAGANGAN LUAR NEGERI BAGI AGROMAKANAN DAN HASIL  
PERTANIAN TERPILIH MENGIKUT NEGARA - NETHERLANDS**  
TABLE 17 : EXTERNAL TRADE FOR AGROFOOD AND SELECTED  
AGRICULTURAL PRODUCTS BY COUNTRIES - NETHERLANDS

KATEGORI CATEGORY	2022			RM JUTA/MILLION 2023		
	EXPORT/ EXPORTS	IMPORT IMPORTS	IMBANGAN DAGANGAN/ BALANCE OF TRADE	EXPORT/ EXPORTS	IMPORT IMPORTS	IMBANGAN DAGANGAN/ BALANCE OF TRADE
UBAT PEMBUNUH KUMAN, UBAT SERANGGA DSB. DISINFECTANTS, INSECTICIDES, FUNGICIDES, WEED KILLERS AND ANTI-SPROUTING PRODUCTS, ETC.	0.0	33.8	(33.8)	0.2	25.1	(25.0)
JENTERA PERTANIAN (TERMASUK TRAKTOR) DAN ALAT GANTI AGRICULTURAL MACHINERY (INCLUDING TRACTORS) AND PARTS	4.4	21.8	(17.4)	6.7	49.1	(42.4)
<b>JUMLAH KELUARAN PERTANIAN LAIN TOTAL OF OTHER AGRICULTURAL PRODUCTS</b>	<b>8,704.6</b>	<b>356.4</b>	<b>8,348.2</b>	<b>4,967.5</b>	<b>404.7</b>	<b>4,562.7</b>
BINATANG HIDUP (BUKAN BINATANG TERNAKAN) LIVE ANIMALS (NON LIVESTOCK)	0.0	1.6	(1.6)	0.0	1.2	(1.2)
IKAN HIASAN ORNAMENTAL FISH	0.1	-	0.1	0.2	-	0.2
RUMPAI LAUT SEAWEED	-	-	-	0.0	0.0	(0.0)
LAIN-LAIN PRODUK IKAN OTHER FISH PRODUCTS	-	6.6	(6.6)	-	3.0	(3.0)
MINUMAN DAN TEMBAKAU BEVERAGES AND TOBACCO	63.3	145.9	(82.6)	53.3	86.6	(33.3)
MINYAK KELAPA SAWIT PALM OIL	3,365.2	-	3,365.2	1,589.1	-	1,589.1
MINYAK ISIRUNG KELAPA SAWIT PALM KERNEL OIL	2,484.3	-	2,484.3	1,178.1	-	1,178.1
BUNGA-BUNGAAN FLORICULTURE	0.2	1.1	(0.8)	0.0	1.2	(1.2)
BAHAN TANAMAN UNTUK PEMBIAKAN SEEDS AND BUDS FOR SOWING	2.7	4.9	(2.2)	2.2	10.3	(8.1)
LEMAK HAIWAN DAN SAYURAN/LAIN-LAIN BIJI-BIJI MINYAK ANIMAL AND VEGETABLE FATS/OTHER OIL SEEDS	2,114.7	115.3	1,999.4	1,459.4	153.6	1,305.9
GETAH ASLI DAN SUSU GETAH NATURAL RUBBER AND NATURAL GUMS IN PRIMARY FORMS	7.3	-	7.3	11.0	-	11.0
KULIT DAN BULU BINATANG HIDES AND SKIN	-	0.1	(0.1)	0.0	0.4	(0.4)
GENTIAN ASLI NATURAL FIBRES	112.2	0.0	112.2	93.5	1.0	92.6
HASIL PERHUTANAN FORESTRY PRODUCTS	554.4	80.8	473.6	580.7	147.4	433.2
<b>JUMLAH TOTAL</b>	<b>8,878.6</b>	<b>1,708.1</b>	<b>7,170.5</b>	<b>5,222.7</b>	<b>1,647.2</b>	<b>3,575.6</b>

Nota/Notes :

<sup>1</sup> Binatang Ternakan/Livestock

<sup>2</sup> Tidak Termasuk Ikan Hiasan/Excluding Ornamental Fish

**JADUAL 18 : PERDAGANGAN LUAR NEGERI BAGI AGROMAKANAN DAN HASIL  
PERTANIAN TERPILIH MENGIKUT NEGARA - CHINA**  
TABLE 18 : EXTERNAL TRADE FOR AGROFOOD AND SELECTED  
AGRICULTURAL PRODUCTS BY COUNTRIES - CHINA

KATEGORI CATEGORY	2020			RM JUTA/MILLION 2021		
	EXPORT/ EXPORTS	IMPORT IMPORTS	IMBANGAN DAGANGAN/ BALANCE OF TRADE	EXPORT/ EXPORTS	IMPORT IMPORTS	IMBANGAN DAGANGAN/ BALANCE OF TRADE
<b>JUMLAH AGROMAKANAN</b> <b>TOTAL OF AGROFOOD</b>	<b>4,159.0</b>	<b>6,893.8</b>	<b>(2,734.8)</b>	<b>4,929.8</b>	<b>7,653.8</b>	<b>(2,724.0)</b>
<b>TERNAKAN</b> <b>LIVESTOCK</b>	<b>30.5</b>	<b>139.5</b>	<b>(109.0)</b>	<b>35.4</b>	<b>190.0</b>	<b>(154.6)</b>
BINATANG HIDUP <sup>1</sup> LIVE ANIMALS <sup>1</sup>	0.0	-	0.0	-	-	-
DAGING DAN SEDIAAN DAGING MEAT AND MEAT PREPARATIONS	1.5	136.8	(135.3)	1.8	181.8	(180.0)
HASIL TENUSU DAIRY PRODUCTS	29.0	2.2	26.8	33.6	8.0	25.6
TELUR UNGGAS POULTRY EGGS	0.0	0.6	(0.6)	-	0.2	(0.2)
<b>PERIKANAN</b> <b>FISHERIES</b>	<b>1,088.6</b>	<b>1,046.1</b>	<b>42.5</b>	<b>1,030.0</b>	<b>1,311.1</b>	<b>(281.2)</b>
IKAN, KRUSTASEA, MOLUSKA DAN SEDIAAN <sup>2</sup> FISH, CRUSTACEANS, MOLLUSCS AND PREPARATIONS <sup>2</sup>	1,088.6	1,046.1	42.5	1,030.0	1,311.1	(281.2)
<b>TANAMAN</b> <b>FOOD CROPS</b>	<b>1,856.8</b>	<b>4,798.1</b>	<b>(2,941.3)</b>	<b>2,215.3</b>	<b>5,145.2</b>	<b>(2,929.9)</b>
BIJIRIN DAN SEDIAAN BIJIRIN CEREALS AND CEREAL PREPARATIONS	235.6	194.9	40.8	246.3	211.7	34.6
SAYUR-SAYURAN VEGETABLES	6.6	2,443.3	(2,436.7)	7.8	2,584.2	(2,576.4)
BUAH-BUAHAN FRUITS	514.6	993.7	(479.1)	911.6	1,151.0	(239.4)
GULA, SEDIAAN GULA DAN MADU SUGARS, SUGAR PREPARATIONS AND HONEY	300.3	301.3	(1.0)	170.8	323.6	(152.8)
KOPI, KOKO, TEH, REMPAH DAN KELUARAN COFFEE, COCOA, TEA, SPICES AND MANUFACTURES	799.7	864.9	(65.2)	878.8	874.8	4.0
<b>LAIN-LAIN</b> <b>OTHERS</b>	<b>1,183.0</b>	<b>910.0</b>	<b>273.0</b>	<b>1,649.2</b>	<b>1,007.5</b>	<b>641.7</b>
BAHAN MAKANAN UNTUK TERNAKAN FEEDING STUFF FOR ANIMALS	151.9	263.9	(112.0)	287.4	345.1	(57.7)
KELUARAN DAN SEDIAAN MAKANAN LAIN MISCELLANEOUS EDIBLE PRODUCTS AND PREPARATIONS	1,031.0	646.1	385.0	1,361.8	662.4	699.3
<b>JUMLAH KEPERLUAN PERTANIAN</b> <b>TOTAL OF AGRICULTURAL INPUTS</b>	<b>215.2</b>	<b>1,338.1</b>	<b>(1,123.0)</b>	<b>227.3</b>	<b>2,302.2</b>	<b>(2,074.9)</b>
BAJA FERTILIZERS	9.3	533.6	(524.3)	14.1	1,284.4	(1,270.4)
UBAT-UBATAN VETERINAR VETERINARY MEDICAMENTS	-	15.0	(15.0)	-	16.6	(16.6)

**JADUAL 18 : PERDAGANGAN LUAR NEGERI BAGI AGROMAKANAN DAN HASIL  
PERTANIAN TERPILIH MENGIKUT NEGARA - CHINA**  
TABLE 18 : EXTERNAL TRADE FOR AGROFOOD AND SELECTED  
AGRICULTURAL PRODUCTS BY COUNTRIES - CHINA

KATEGORI CATEGORY	2020			2021		
	EXPORT/ EXPORTS	IMPORT IMPORTS	IMBANGAN DAGANGAN/ BALANCE OF TRADE	EXPORT/ EXPORTS	IMPORT IMPORTS	IMBANGAN DAGANGAN/ BALANCE OF TRADE
UBAT PEMBUNUH KUMAN, UBAT SERANGGA DSB. DISINFECTANTS, INSECTICIDES, FUNGICIDES, WEED KILLERS AND ANTI-SPROUTING PRODUCTS, ETC.	184.1	433.4	(249.2)	202.6	515.5	(312.9)
JENTERA PERTANIAN (TERMASUK TRAKTOR) DAN ALAT GANTI AGRICULTURAL MACHINERY (INCLUDING TRACTORS) AND PARTS	21.7	356.2	(334.5)	10.7	485.6	(475.0)
<b>JUMLAH KELUARAN PERTANIAN LAIN</b> <b>TOTAL OF OTHER AGRICULTURAL PRODUCTS</b>	<b>13,222.1</b>	<b>5,171.5</b>	<b>8,050.6</b>	<b>15,852.9</b>	<b>5,387.0</b>	<b>10,465.9</b>
BINATANG HIDUP (BUKAN BINATANG TERNAKAN) LIVE ANIMALS (NON LIVESTOCK)	-	0.7	(0.7)	7.4	1.1	6.3
IKAN HIASAN ORNAMENTAL FISH	30.9	5.6	25.3	1.6	6.2	(4.6)
RUMPAI LAUT SEAWEED	7.9	31.7	(23.8)	3.2	42.5	(39.3)
LAIN-LAIN PRODUK IKAN OTHER FISH PRODUCTS	27.5	4.0	23.4	5.1	6.5	(1.3)
MINUMAN DAN TEMBAKAU BEVERAGES AND TOBACCO	72.8	78.0	(5.3)	58.1	68.5	(10.4)
MINYAK KELAPA SAWIT PALM OIL	4,769.8	2.0	4,767.8	4,366.6	12.3	4,354.3
MINYAK ISIRUNG KELAPA SAWIT PALM KERNEL OIL	688.4	586.1	102.3	986.1	297.5	688.6
BUNGA-BUNGAAN FLORICULTURE	1.0	7.5	(6.5)	0.9	10.9	(10.0)
BAHAN TANAMAN UNTUK PEMBIAKAN SEEDS AND BUDS FOR SOWING	0.6	33.5	(33.0)	1.0	37.1	(36.1)
LEMAK HAIWAN DAN SAYURAN/LAIN-LAIN BIJI-BIJI MINYAK ANIMAL AND VEGETABLE FATS/OTHER OIL SEEDS	2,674.3	1,147.7	1,526.6	3,446.8	935.0	2,511.8
GETAH ASLI DAN SUSU GETAH NATURAL RUBBER AND NATURAL GUMS IN PRIMARY FORMS	1,639.7	1.8	1,637.9	2,132.2	5.4	2,126.8
KULIT DAN BULU BINATANG HIDES AND SKIN	8.2	32.3	(24.1)	6.0	25.7	(19.7)
GENTIAN ASLI NATURAL FIBRES	792.2	148.9	643.2	930.1	169.5	760.6
HASIL PERHUTANAN FORESTRY PRODUCTS	2,509.0	3,091.7	(582.7)	3,907.8	3,768.9	138.8
<b>JUMLAH</b> <b>TOTAL</b>	<b>17,596.2</b>	<b>13,403.4</b>	<b>4,192.8</b>	<b>21,010.0</b>	<b>15,343.0</b>	<b>5,667.0</b>

Nota/Notes:

<sup>1</sup> Binatang Ternakan/Livestock

<sup>2</sup> Tidak Termasuk Ikan Hiasan/Excluding Ornamental Fish

**JADUAL 18 : PERDAGANGAN LUAR NEGERI BAGI AGROMAKANAN DAN HASIL  
PERTANIAN TERPILIH MENGIKUT NEGARA - CHINA**  
TABLE 18 : EXTERNAL TRADE FOR AGROFOOD AND SELECTED  
AGRICULTURAL PRODUCTS BY COUNTRIES - CHINA

KATEGORI CATEGORY	2022			RM JUTA/MILLION 2023		
	EXPORT/ EXPORTS	IMPORT IMPORTS	IMBANGAN DAGANGAN/ BALANCE OF TRADE	EXPORT/ EXPORTS	IMPORT IMPORTS	IMBANGAN DAGANGAN/ BALANCE OF TRADE
<b>JUMLAH AGROMAKANAN TOTAL OF AGROFOOD</b>	<b>5,542.6</b>	<b>8,691.7</b>	<b>(3,149.1)</b>	<b>6,246.1</b>	<b>9,095.0</b>	<b>(2,849.0)</b>
<b>TERNAKAN LIVESTOCK</b>	<b>22.8</b>	<b>307.7</b>	<b>(284.9)</b>	<b>53.1</b>	<b>154.4</b>	<b>(101.3)</b>
BINATANG HIDUP <sup>1</sup> LIVE ANIMALS <sup>1</sup>	-	0.4	(0.4)	0.3	0.0	0.3
DAGING DAN SEDIAAN DAGING MEAT AND MEAT PREPARATIONS	5.0	302.2	(297.3)	37.8	149.8	(112.1)
HASIL TENUSU DAIRY PRODUCTS	17.8	5.1	12.8	15.0	1.0	14.0
TELUR UNGGAS POULTRY EGGS	-	0.1	(0.1)	0.0	3.6	(3.6)
<b>PERIKANAN FISHERIES</b>	<b>1,029.2</b>	<b>1,531.0</b>	<b>(501.9)</b>	<b>1,229.3</b>	<b>1,316.8</b>	<b>(87.5)</b>
IKAN, KRUSTASEA, MOLUSKA DAN SEDIAAN <sup>2</sup> FISH, CRUSTACEANS, MOLLUSCS AND PREPARATIONS <sup>2</sup>	1,029.2	1,531.0	(501.9)	1,229.3	1,316.8	(87.5)
<b>TANAMAN FOOD CROPS</b>	<b>2,432.4</b>	<b>5,559.4</b>	<b>(3,126.9)</b>	<b>2,846.6</b>	<b>6,436.7</b>	<b>(3,590.1)</b>
BIJIRIN DAN SEDIAAN BIJIRIN CEREALS AND CEREAL PREPARATIONS	248.5	255.6	(7.1)	242.6	263.1	(20.5)
SAYUR-SAYURAN VEGETABLES	5.2	2,835.1	(2,829.8)	6.4	3,499.7	(3,493.3)
BUAH-BUAHAN FRUITS	954.0	1,324.6	(370.6)	1,277.3	1,390.9	(113.6)
GULA, SEDIAAN GULA DAN MADU SUGARS, SUGAR PREPARATIONS AND HONEY	244.5	488.3	(243.8)	289.0	520.9	(231.9)
KOPI, KOKO, TEH, REMPAH DAN KELUARAN COFFEE, COCOA, TEA, SPICES AND MANUFACTURES	980.1	655.8	324.3	1,031.3	762.1	269.3
<b>LAIN-LAIN OTHERS</b>	<b>2,058.2</b>	<b>1,293.6</b>	<b>764.6</b>	<b>2,117.0</b>	<b>1,187.1</b>	<b>929.9</b>
BAHAN MAKANAN UNTUK TERNAKAN FEEDING STUFF FOR ANIMALS	478.0	368.2	109.8	512.8	378.2	134.5
KELUARAN DAN SEDIAAN MAKANAN LAIN MISCELLANEOUS EDIBLE PRODUCTS AND PREPARATIONS	1,580.2	925.4	654.8	1,604.3	808.9	795.4
<b>JUMLAH KEPERLUAN PERTANIAN TOTAL OF AGRICULTURAL INPUTS</b>	<b>286.0</b>	<b>3,064.5</b>	<b>(2,778.4)</b>	<b>315.0</b>	<b>2,560.2</b>	<b>(2,245.1)</b>
BAJA FERTILIZERS	7.1	1,871.7	(1,864.6)	8.2	1,511.8	(1,503.6)
UBAT-UBATAN VETERINAR VETERINARY MEDICAMENTS	-	36.5	(36.5)	0.0	5.6	(5.6)

**JADUAL 18 : PERDAGANGAN LUAR NEGERI BAGI AGROMAKANAN DAN HASIL  
PERTANIAN TERPILIH MENGIKUT NEGARA - CHINA**  
TABLE 18 : EXTERNAL TRADE FOR AGROFOOD AND SELECTED  
AGRICULTURAL PRODUCTS BY COUNTRIES - CHINA

KATEGORI CATEGORY	2022			2023		
	EXPORT/ EXPORTS	IMPORT IMPORTS	IMBANGAN DAGANGAN/ BALANCE OF TRADE	EXPORT/ EXPORTS	IMPORT IMPORTS	IMBANGAN DAGANGAN/ BALANCE OF TRADE
UBAT PEMBUNUH KUMAN, UBAT SERANGGA DSB. DISINFECTANTS, INSECTICIDES, FUNGICIDES, WEED KILLERS AND ANTI-SPROUTING PRODUCTS, ETC.	260.1	515.2	(255.1)	299.5	433.7	(134.2)
JENTERA PERTANIAN (TERMASUK TRAKTOR) DAN ALAT GANTI AGRICULTURAL MACHINERY (INCLUDING TRACTORS) AND PARTS	18.8	641.1	(622.3)	7.3	609.0	(601.7)
<b>JUMLAH KELUARAN PERTANIAN LAIN TOTAL OF OTHER AGRICULTURAL PRODUCTS</b>	<b>17,666.6</b>	<b>6,881.1</b>	<b>10,785.5</b>	<b>15,283.4</b>	<b>6,220.0</b>	<b>9,063.4</b>
BINATANG HIDUP (BUKAN BINATANG TERNAKAN) LIVE ANIMALS (NON LIVESTOCK)	-	1.0	(1.0)	0.0	1.1	(1.1)
IKAN HIASAN ORNAMENTAL FISH	15.9	4.8	11.2	47.8	11.7	36.0
RUMPAI LAUT SEAWEED	0.5	41.7	(41.2)	0.0	39.6	(39.6)
LAIN-LAIN PRODUK IKAN OTHER FISH PRODUCTS	37.7	20.0	17.7	62.1	11.9	50.2
MINUMAN DAN TEMBAKAU BEVERAGES AND TOBACCO	62.5	79.5	(17.0)	158.5	132.1	26.4
MINYAK KELAPA SAWIT PALM OIL	5,082.1	3.0	5,079.1	3,013.0	0.1	3,012.9
MINYAK ISIRUNG KELAPA SAWIT PALM KERNEL OIL	1,215.2	163.3	1,051.9	690.7	40.7	650.0
BUNGA-BUNGAAN FLORICULTURE	1.1	18.6	(17.5)	1.8	16.5	(14.7)
BAHAN TANAMAN UNTUK PEMBIAKAN SEEDS AND BUDS FOR SOWING	0.4	27.9	(27.5)	0.3	32.4	(32.1)
LEMAK HAIWAN DAN SAYURAN/LAIN-LAIN BIJI-BIJI MINYAK ANIMAL AND VEGETABLE FATS/OTHER OIL SEEDS	4,063.4	1,552.0	2,511.3	2,689.9	1,034.6	1,655.3
GETAH ASLI DAN SUSU GETAH NATURAL RUBBER AND NATURAL GUMS IN PRIMARY FORMS	2,075.6	5.6	2,070.0	1,748.8	59.6	1,689.1
KULIT DAN BULU BINATANG HIDES AND SKIN	3.9	24.9	(21.0)	4.0	39.3	(35.3)
GENTIAN ASLI NATURAL FIBRES	941.6	197.6	744.1	1,015.4	132.7	882.7
HASIL PERHUTANAN FORESTRY PRODUCTS	4,166.5	4,741.2	(574.6)	5,851.2	4,667.7	1,183.5
<b>JUMLAH TOTAL</b>	<b>23,495.2</b>	<b>18,637.3</b>	<b>4,857.9</b>	<b>21,844.5</b>	<b>17,875.2</b>	<b>3,969.3</b>

Nota/Notes :

<sup>1</sup> Binatang Ternakan/Livestock

<sup>2</sup> Tidak Termasuk Ikan Hiasan/Excluding Ornamental Fish



**JADUAL 19 : PERDAGANGAN LUAR NEGERI BAGI AGROMAKANAN DAN HASIL  
PERTANIAN TERPILIH MENGIKUT NEGARA - THAILAND**  
TABLE 19 : EXTERNAL TRADE FOR AGROFOOD AND SELECTED  
AGRICULTURAL PRODUCTS BY COUNTRIES - THAILAND

KATEGORI CATEGORY	2020			RM JUTA/MILLION 2021		
	EXPORT/ EXPORTS	IMPORT IMPORTS	IMBANGAN DAGANGAN/ BALANCE OF TRADE	EXPORT/ EXPORTS	IMPORT IMPORTS	IMBANGAN DAGANGAN/ BALANCE OF TRADE
<b>JUMLAH AGROMAKANAN TOTAL OF AGROFOOD</b>	<b>1,932.8</b>	<b>4,067.2</b>	<b>(2,134.4)</b>	<b>2,268.9</b>	<b>5,123.5</b>	<b>(2,854.6)</b>
<b>TERNAKAN LIVESTOCK</b>	<b>144.9</b>	<b>559.2</b>	<b>(414.4)</b>	<b>238.5</b>	<b>744.0</b>	<b>(505.5)</b>
BINATANG HIDUP <sup>1</sup> LIVE ANIMALS <sup>1</sup>	5.7	23.3	(17.6)	2.3	17.4	(15.1)
DAGING DAN SEDIAAN DAGING MEAT AND MEAT PREPARATIONS	62.2	376.7	(314.5)	149.5	539.8	(390.3)
HASIL TENUSU DAIRY PRODUCTS	72.5	159.2	(86.7)	61.4	186.8	(125.4)
TELUR UNGGAS POULTRY EGGS	4.5	0.0	4.4	25.3	-	25.3
<b>PERIKANAN FISHERIES</b>	<b>229.9</b>	<b>481.1</b>	<b>(251.2)</b>	<b>236.5</b>	<b>649.1</b>	<b>(412.5)</b>
IKAN, KRUSTASEA, MOLUSKA DAN SEDIAAN <sup>2</sup> FISH, CRUSTACEANS, MOLLUSCS AND PREPARATIONS <sup>2</sup>	229.9	481.1	(251.2)	236.5	649.1	(412.5)
<b>TANAMAN FOOD CROPS</b>	<b>1,005.5</b>	<b>1,420.7</b>	<b>(415.3)</b>	<b>1,219.5</b>	<b>1,855.9</b>	<b>(636.4)</b>
BIJIRIN DAN SEDIAAN BIJIRIN CEREALS AND CEREAL PREPARATIONS	230.8	432.7	(201.9)	347.0	563.9	(216.9)
SAYUR-SAYURAN VEGETABLES	73.5	328.7	(255.2)	130.9	386.6	(255.7)
BUAH-BUAHAN FRUITS	38.6	324.4	(285.9)	41.4	455.9	(414.5)
GULA, SEDIAAN GULA DAN MADU SUGARS, SUGAR PREPARATIONS AND HONEY	26.2	304.0	(277.8)	33.8	403.7	(369.9)
KOPI, KOKO, TEH, REMPAH DAN KELUARAN COFFEE, COCOA, TEA, SPICES AND MANUFACTURES	636.3	30.8	605.5	666.4	45.8	620.6
<b>LAIN-LAIN OTHERS</b>	<b>552.6</b>	<b>1,606.1</b>	<b>(1,053.6)</b>	<b>574.4</b>	<b>1,874.6</b>	<b>(1,300.2)</b>
BAHAN MAKANAN UNTUK TERNAKAN FEEDING STUFF FOR ANIMALS	80.9	626.5	(545.5)	59.4	859.8	(800.4)
KELUARAN DAN SEDIAAN MAKANAN LAIN MISCELLANEOUS EDIBLE PRODUCTS AND PREPARATIONS	471.6	979.7	(508.0)	515.0	1,014.8	(499.9)
<b>JUMLAH KEPERLUAN PERTANIAN TOTAL OF AGRICULTURAL INPUTS</b>	<b>732.7</b>	<b>293.2</b>	<b>439.5</b>	<b>1,082.6</b>	<b>381.7</b>	<b>700.9</b>
BAJA FERTILIZERS	514.1	14.3	499.8	830.3	34.3	796.0
UBAT-UBATAN VETERINAR VETERINARY MEDICAMENTS	-	0.7	(0.7)	0.2	3.4	(3.2)

**JADUAL 19 : PERDAGANGAN LUAR NEGERI BAGI AGROMAKANAN DAN HASIL  
PERTANIAN TERPILIH MENGIKUT NEGARA - THAILAND**  
TABLE 19 : EXTERNAL TRADE FOR AGROFOOD AND SELECTED  
AGRICULTURAL PRODUCTS BY COUNTRIES - THAILAND

KATEGORI CATEGORY	2020			RM JUTA/MILLION 2021		
	EXPORT/ EXPORTS	IMPORT IMPORTS	IMBANGAN DAGANGAN/ BALANCE OF TRADE	EXPORT/ EXPORTS	IMPORT IMPORTS	IMBANGAN DAGANGAN/ BALANCE OF TRADE
UBAT PEMBUNUH KUMAN, UBAT SERANGGA DSB. DISINFECTANTS, INSECTICIDES, FUNGICIDES, WEED KILLERS AND ANTI-SPROUTING PRODUCTS, ETC.	108.9	207.2	(98.3)	140.0	254.4	(114.4)
JENTERA PERTANIAN (TERMASUK TRAKTOR) DAN ALAT GANTI AGRICULTURAL MACHINERY (INCLUDING TRACTORS) AND PARTS	109.7	71.0	38.7	112.1	89.6	22.5
<b>JUMLAH KELUARAN PERTANIAN LAIN TOTAL OF OTHER AGRICULTURAL PRODUCTS</b>	<b>1,455.8</b>	<b>4,928.3</b>	<b>(3,472.5)</b>	<b>1,475.7</b>	<b>7,224.3</b>	<b>(5,748.6)</b>
BINATANG HIDUP (BUKAN BINATANG TERNAKAN) LIVE ANIMALS (NON LIVESTOCK)	0.0	0.0	(0.0)	0.2	0.1	0.1
IKAN HIASAN ORNAMENTAL FISH	1.2	5.3	(4.2)	1.0	16.5	(15.4)
RUMPAI LAUT SEAWEED	2.0	1.5	0.6	2.3	1.1	1.2
LAIN-LAIN PRODUK IKAN OTHER FISH PRODUCTS	3.0	4.6	(1.6)	0.6	9.5	(8.9)
MINUMAN DAN TEMBAKAU BEVERAGES AND TOBACCO	286.8	179.3	107.5	199.4	212.2	(12.8)
MINYAK KELAPA SAWIT PALM OIL	56.1	-	56.1	93.5	6.6	86.9
MINYAK ISIRUNG KELAPA SAWIT PALM KERNEL OIL	61.8	222.3	(160.5)	53.8	1,235.3	(1,181.4)
BUNGA-BUNGAAN FLORICULTURE	31.8	2.9	28.9	29.5	4.4	25.1
BAHAN TANAMAN UNTUK PEMBIAKAN SEEDS AND BUDS FOR SOWING	2.6	30.2	(27.6)	5.0	79.1	(74.1)
LEMAK HAIWAN DAN SAYURAN/LAIN-LAIN BIJI-BIJI MINYAK ANIMAL AND VEGETABLE FATS/OTHER OIL SEEDS	193.9	240.9	(47.0)	243.7	464.3	(220.5)
GETAH ASLI DAN SUSU GETAH NATURAL RUBBER AND NATURAL GUMS IN PRIMARY FORMS	8.3	3,137.9	(3,129.6)	11.9	3,946.4	(3,934.6)
KULIT DAN BULU BINATANG HIDES AND SKIN	47.0	18.3	28.8	47.4	25.7	21.8
GENTIAN ASLI NATURAL FIBRES	68.4	17.7	50.6	90.9	34.0	56.9
HASIL PERHUTANAN FORESTRY PRODUCTS	692.9	1,067.3	(374.4)	696.4	1,189.2	(492.8)
<b>JUMLAH TOTAL</b>	<b>4,121.3</b>	<b>9,288.7</b>	<b>(5,167.5)</b>	<b>4,827.2</b>	<b>12,729.5</b>	<b>(7,902.3)</b>

Nota/Notes:

<sup>1</sup> Binatang Ternakan/Livestock

<sup>2</sup> Tidak Termasuk Ikan Hiasan/Excluding Ornamental Fish

**JADUAL 19 : PERDAGANGAN LUAR NEGERI BAGI AGROMAKANAN DAN HASIL  
PERTANIAN TERPILIH MENGIKUT NEGARA - THAILAND**  
TABLE 19 : EXTERNAL TRADE FOR AGROFOOD AND SELECTED  
AGRICULTURAL PRODUCTS BY COUNTRIES - THAILAND

KATEGORI CATEGORY	RM JUTA/MILLION					
	2022 EXPORT/ EXPORTS	2022 IMPORT IMPORTS	2022 IMBANGAN DAGANGAN/ BALANCE OF TRADE	2023 EXPORT/ EXPORTS	2023 IMPORT IMPORTS	2023 IMBANGAN DAGANGAN/ BALANCE OF TRADE
<b>JUMLAH AGROMAKANAN</b> <b>TOTAL OF AGROFOOD</b>	<b>2,477.8</b>	<b>7,003.5</b>	<b>(4,525.6)</b>	<b>2,709.2</b>	<b>8,540.4</b>	<b>(5,831.2)</b>
<b>TERNAKAN</b> <b>LIVESTOCK</b>	<b>228.2</b>	<b>1,401.4</b>	<b>(1,173.2)</b>	<b>243.2</b>	<b>2,048.8</b>	<b>(1,805.5)</b>
BINATANG HIDUP <sup>1</sup> LIVE ANIMALS <sup>1</sup>	2.3	20.7	(18.4)	0.6	48.3	(47.7)
DAGING DAN SEDIAAN DAGING MEAT AND MEAT PREPARATIONS	145.0	1,188.5	(1,043.5)	214.1	1,776.7	(1,562.6)
HASIL TENUSU DAIRY PRODUCTS	77.3	192.0	(114.6)	27.3	223.7	(196.4)
TELUR UNGGAS POULTRY EGGS	3.5	0.2	3.3	1.3	0.0	1.3
<b>PERIKANAN</b> <b>FISHERIES</b>	<b>167.1</b>	<b>694.9</b>	<b>(527.8)</b>	<b>184.4</b>	<b>756.8</b>	<b>(572.4)</b>
IKAN, KRUSTASEA, MOLUSKA DAN SEDIAAN <sup>2</sup> FISH, CRUSTACEANS, MOLLUSCS AND PREPARATIONS <sup>2</sup>	167.1	694.9	(527.8)	184.4	756.8	(572.4)
<b>TANAMAN</b> <b>FOOD CROPS</b>	<b>1,431.9</b>	<b>2,738.0</b>	<b>(1,306.1)</b>	<b>1,544.8</b>	<b>3,742.7</b>	<b>(2,197.9)</b>
BIJIRIN DAN SEDIAAN BIJIRIN CEREALS AND CEREAL PREPARATIONS	381.8	645.5	(263.7)	432.7	1,247.5	(814.7)
SAYUR-SAYURAN VEGETABLES	196.8	404.3	(207.5)	273.4	411.4	(138.0)
BUAH-BUAHAN FRUITS	47.1	509.3	(462.2)	39.2	448.3	(409.1)
GULA, SEDIAAN GULA DAN MADU SUGARS, SUGAR PREPARATIONS AND HONEY	31.0	1,120.2	(1,089.2)	68.9	1,567.9	(1,499.0)
KOPI, KOKO, TEH, REMPAH DAN KELUARAN COFFEE, COCOA, TEA, SPICES AND MANUFACTURES	775.2	58.7	716.5	730.6	67.7	662.9
<b>LAIN-LAIN</b> <b>OTHERS</b>	<b>650.6</b>	<b>2,169.1</b>	<b>(1,518.5)</b>	<b>736.8</b>	<b>1,992.1</b>	<b>(1,255.3)</b>
BAHAN MAKANAN UNTUK TERNAKAN FEEDING STUFF FOR ANIMALS	50.4	972.3	(921.9)	91.5	814.7	(723.2)
KELUARAN DAN SEDIAAN MAKANAN LAIN MISCELLANEOUS EDIBLE PRODUCTS AND PREPARATIONS	600.2	1,196.8	(596.6)	645.3	1,177.4	(532.1)
<b>JUMLAH KEPERLUAN PERTANIAN</b> <b>TOTAL OF AGRICULTURAL INPUTS</b>	<b>1,537.9</b>	<b>463.3</b>	<b>1,074.6</b>	<b>1,232.9</b>	<b>999.2</b>	<b>233.8</b>
BAJA FERTILIZERS	1,244.0	28.7	1,215.3	971.0	24.2	946.8
UBAT-UBATAN VETERINAR VETERINARY MEDICAMENTS	1.1	3.1	(2.0)	0.0	3.8	(3.7)

**JADUAL 19 : PERDAGANGAN LUAR NEGERI BAGI AGROMAKANAN DAN HASIL  
PERTANIAN TERPILIH MENGIKUT NEGARA - THAILAND**  
TABLE 19 : EXTERNAL TRADE FOR AGROFOOD AND SELECTED  
AGRICULTURAL PRODUCTS BY COUNTRIES - THAILAND

KATEGORI CATEGORY	2022			2023		
	EXPORT/ EXPORTS	IMPORT IMPORTS	IMBANGAN DAGANGAN/ BALANCE OF TRADE	EXPORT/ EXPORTS	IMPORT IMPORTS	IMBANGAN DAGANGAN/ BALANCE OF TRADE
UBAT PEMBUNUH KUMAN, UBAT SERANGGA DSB. DISINFECTANTS, INSECTICIDES, FUNGICIDES, WEED KILLERS AND ANTI-SPROUTING PRODUCTS, ETC.	186.2	255.6	(69.4)	152.0	221.5	(69.5)
JENTERA PERTANIAN (TERMASUK TRAKTOR) DAN ALAT GANTI AGRICULTURAL MACHINERY (INCLUDING TRACTORS) AND PARTS	106.7	175.9	(69.2)	110.0	749.7	(639.8)
<b>JUMLAH KELUARAN PERTANIAN LAIN TOTAL OF OTHER AGRICULTURAL PRODUCTS</b>	<b>1,745.3</b>	<b>7,189.8</b>	<b>(5,444.6)</b>	<b>1,714.7</b>	<b>4,930.8</b>	<b>(3,216.1)</b>
BINATANG HIDUP (BUKAN BINATANG TERNAKAN) LIVE ANIMALS (NON LIVESTOCK)	-	0.4	(0.4)	0.0	0.3	(0.3)
IKAN HIASAN ORNAMENTAL FISH	1.1	35.7	(34.6)	1.0	42.3	(41.3)
RUMPAI LAUT SEAWEED	3.1	1.6	1.5	3.7	3.3	0.4
LAIN-LAIN PRODUK IKAN OTHER FISH PRODUCTS	2.8	17.0	(14.3)	3.3	13.0	(9.7)
MINUMAN DAN TEMBAKAU BEVERAGES AND TOBACCO	226.6	261.0	(34.3)	260.6	312.2	(51.6)
MINYAK KELAPA SAWIT PALM OIL	93.5	3.7	89.8	201.6	-	201.6
MINYAK ISIRUNG KELAPA SAWIT PALM KERNEL OIL	68.1	1,070.4	(1,002.3)	84.4	368.8	(284.4)
BUNGA-BUNGAAN FLORICULTURE	29.7	6.0	23.7	26.6	9.8	16.8
BAHAN TANAMAN UNTUK PEMBIAKAN SEEDS AND BUDS FOR SOWING	7.1	101.1	(94.0)	5.8	20.1	(14.3)
LEMAK HAIWAN DAN SAYURAN/LAIN-LAIN BIJI-BIJI MINYAK ANIMAL AND VEGETABLE FATS/OTHER OIL SEEDS	341.5	820.9	(479.4)	229.6	591.0	(361.4)
GETAH ASLI DAN SUSU GETAH NATURAL RUBBER AND NATURAL GUMS IN PRIMARY FORMS	11.3	3,733.2	(3,721.9)	30.9	2,485.0	(2,454.1)
KULIT DAN BULU BINATANG HIDES AND SKIN	61.5	24.7	36.8	60.6	32.0	28.5
GENTIAN ASLI NATURAL FIBRES	88.2	37.2	51.0	80.5	23.7	56.8
HASIL PERHUTANAN FORESTRY PRODUCTS	810.7	1,076.9	(266.2)	726.1	1,029.3	(303.1)
<b>JUMLAH TOTAL</b>	<b>5,761.0</b>	<b>14,656.6</b>	<b>(8,895.6)</b>	<b>5,656.9</b>	<b>14,470.4</b>	<b>(8,813.5)</b>

Nota/Notes :

<sup>1</sup> Binatang Ternakan/Livestock

<sup>2</sup> Tidak Termasuk Ikan Hiasan/Excluding Ornamental Fish

**JADUAL 20 : PERDAGANGAN LUAR NEGERI BAGI AGROMAKANAN DAN HASIL  
PERTANIAN TERPILIH MENGIKUT NEGARA - SINGAPORE**  
TABLE 20 : EXTERNAL TRADE FOR AGROFOOD AND SELECTED  
AGRICULTURAL PRODUCTS BY COUNTRIES - SINGAPORE

KATEGORI CATEGORY	2020			RM JUTA/MILLION 2021		
	EXPORT/ EXPORTS	IMPORT IMPORTS	IMBANGAN DAGANGAN/ BALANCE OF TRADE	EXPORT/ EXPORTS	IMPORT IMPORTS	IMBANGAN DAGANGAN/ BALANCE OF TRADE
<b>JUMLAH AGROMAKANAN TOTAL OF AGROFOOD</b>	<b>6,846.8</b>	<b>2,007.6</b>	<b>4,839.2</b>	<b>7,716.3</b>	<b>2,410.7</b>	<b>5,305.5</b>
<b>TERNAKAN LIVESTOCK</b>	<b>1,600.9</b>	<b>104.4</b>	<b>1,496.5</b>	<b>1,719.1</b>	<b>107.9</b>	<b>1,611.3</b>
BINATANG HIDUP <sup>1</sup> LIVE ANIMALS <sup>1</sup>	843.2	0.1	843.1	914.5	0.0	914.4
DAGING DAN SEDIAAN DAGING MEAT AND MEAT PREPARATIONS	156.2	45.6	110.6	164.3	28.6	135.7
HASIL TENUSU DAIRY PRODUCTS	178.9	58.7	120.1	206.9	79.2	127.6
TELUR UNGGAS POULTRY EGGS	422.7	-	422.7	433.5	-	433.5
<b>PERIKANAN FISHERIES</b>	<b>566.1</b>	<b>35.5</b>	<b>530.7</b>	<b>697.3</b>	<b>59.7</b>	<b>637.6</b>
IKAN, KRUSTASEA, MOLUSKA DAN SEDIAAN <sup>2</sup> FISH, CRUSTACEANS, MOLLUSCS AND PREPARATIONS <sup>2</sup>	566.1	35.5	530.7	697.3	59.7	637.6
<b>TANAMAN FOOD CROPS</b>	<b>3,539.3</b>	<b>474.5</b>	<b>3,064.9</b>	<b>3,955.6</b>	<b>504.5</b>	<b>3,451.0</b>
BIJIRIN DAN SEDIAAN BIJIRIN CEREALS AND CEREAL PREPARATIONS	653.1	159.4	493.7	747.5	165.7	581.9
SAYUR-SAYURAN VEGETABLES	726.8	10.0	716.8	764.5	9.3	755.2
BUAH-BUAHAN FRUITS	460.2	32.5	427.7	521.4	28.5	493.0
GULA, SEDIAAN GULA DAN MADU SUGARS, SUGAR PREPARATIONS AND HONEY	137.4	9.3	128.0	142.6	20.4	122.2
KOPI, KOKO, TEH, REMPAH DAN KELUARAN COFFEE, COCOA, TEA, SPICES AND MANUFACTURES	1,561.8	263.2	1,298.6	1,779.5	280.7	1,498.8
<b>LAIN-LAIN OTHERS</b>	<b>1,140.3</b>	<b>1,393.3</b>	<b>(252.9)</b>	<b>1,344.2</b>	<b>1,738.6</b>	<b>(394.4)</b>
BAHAN MAKANAN UNTUK TERNAKAN FEEDING STUFF FOR ANIMALS	236.7	109.1	127.5	362.2	130.0	232.2
KELUARAN DAN SEDIAAN MAKANAN LAIN MISCELLANEOUS EDIBLE PRODUCTS AND PREPARATIONS	903.7	1,284.1	(380.5)	982.0	1,608.6	(626.5)
<b>JUMLAH KEPERLUAN PERTANIAN TOTAL OF AGRICULTURAL INPUTS</b>	<b>146.8</b>	<b>52.8</b>	<b>94.0</b>	<b>99.4</b>	<b>80.5</b>	<b>18.9</b>
BAJA FERTILIZERS	63.7	16.6	47.1	15.5	36.8	(21.3)
UBAT-UBATAN VETERINAR VETERINARY MEDICAMENTS	2.9	0.8	2.1	3.5	0.3	3.3

**JADUAL 20 : PERDAGANGAN LUAR NEGERI BAGI AGROMAKANAN DAN HASIL  
PERTANIAN TERPILIH MENGIKUT NEGARA - SINGAPORE**  
TABLE 20 : EXTERNAL TRADE FOR AGROFOOD AND SELECTED  
AGRICULTURAL PRODUCTS BY COUNTRIES - SINGAPORE

KATEGORI CATEGORY	2020			RM JUTA/MILLION 2021		
	EXPORT/ EXPORTS	IMPORT IMPORTS	IMBANGAN DAGANGAN/ BALANCE OF TRADE	EXPORT/ EXPORTS	IMPORT IMPORTS	IMBANGAN DAGANGAN/ BALANCE OF TRADE
UBAT PEMBUNUH KUMAN, UBAT SERANGGA DSB. DISINFECTANTS, INSECTICIDES, FUNGICIDES, WEED KILLERS AND ANTI-SPROUTING PRODUCTS, ETC.	62.9	23.2	39.7	52.3	30.2	22.1
JENTERA PERTANIAN (TERMASUK TRAKTOR) DAN ALAT GANTI AGRICULTURAL MACHINERY (INCLUDING TRACTORS) AND PARTS	17.3	12.2	5.1	28.1	13.3	14.8
<b>JUMLAH KELUARAN PERTANIAN LAIN TOTAL OF OTHER AGRICULTURAL PRODUCTS</b>	<b>4,885.0</b>	<b>852.2</b>	<b>4,032.8</b>	<b>5,503.4</b>	<b>1,148.5</b>	<b>4,354.9</b>
BINATANG HIDUP (BUKAN BINATANG TERNAKAN) LIVE ANIMALS (NON LIVESTOCK)	2.4	0.1	2.2	2.8	0.0	2.8
IKAN HIASAN ORNAMENTAL FISH	10.2	3.2	7.1	12.6	4.3	8.2
RUMPAI LAUT SEAWEED	0.3	7.7	(7.5)	0.1	5.5	(5.4)
LAIN-LAIN PRODUK IKAN OTHER FISH PRODUCTS	0.6	-	0.6	0.6	0.1	0.5
MINUMAN DAN TEMBAKAU BEVERAGES AND TOBACCO	1,349.9	227.3	1,122.5	1,277.3	229.2	1,048.1
MINYAK KELAPA SAWIT PALM OIL	807.0	44.1	762.8	961.7	62.6	899.1
MINYAK ISIRUNG KELAPA SAWIT PALM KERNEL OIL	480.2	10.2	469.9	611.2	124.5	486.7
BUNGA-BUNGAAN FLORICULTURE	51.9	0.1	51.7	59.5	0.0	59.5
BAHAN TANAMAN UNTUK PEMBIAKAN SEEDS AND BUDS FOR SOWING	47.2	0.0	47.2	59.1	0.0	59.1
LEMAK HAIWAN DAN SAYURAN/LAIN-LAIN BIJI-BIJI MINYAK ANIMAL AND VEGETABLE FATS/OTHER OIL SEEDS	578.0	90.9	487.1	690.2	145.0	545.1
GETAH ASLI DAN SUSU GETAH NATURAL RUBBER AND NATURAL GUMS IN PRIMARY FORMS	0.5	1.8	(1.4)	0.5	1.3	(0.8)
KULIT DAN BULU BINATANG HIDES AND SKIN	5.5	1.2	4.4	7.1	0.3	6.8
GENTIAN ASLI NATURAL FIBRES	5.4	0.2	5.2	12.1	0.1	12.0
HASIL PERHUTANAN FORESTRY PRODUCTS	1,546.2	465.3	1,080.8	1,808.6	575.5	1,233.1
<b>JUMLAH TOTAL</b>	<b>11,878.6</b>	<b>2,912.6</b>	<b>8,965.9</b>	<b>13,319.0</b>	<b>3,639.7</b>	<b>9,679.4</b>

Nota/Notes:

<sup>1</sup> Binatang Ternakan/Livestock

<sup>2</sup> Tidak Termasuk Ikan Hiasan/Excluding Ornamental Fish

**JADUAL 20 : PERDAGANGAN LUAR NEGERI BAGI AGROMAKANAN DAN HASIL  
PERTANIAN TERPILIH MENGIKUT NEGARA - SINGAPORE**  
TABLE 20 : EXTERNAL TRADE FOR AGROFOOD AND SELECTED  
AGRICULTURAL PRODUCTS BY COUNTRIES - SINGAPORE

KATEGORI CATEGORY	RM JUTA/MILLION					
	2022 EXPORT/ EXPORTS	2022 IMPORT IMPORTS	2022 IMBANGAN DAGANGAN/ BALANCE OF TRADE	2023 EXPORT/ EXPORTS	2023 IMPORT IMPORTS	2023 IMBANGAN DAGANGAN/ BALANCE OF TRADE
<b>JUMLAH AGROMAKANAN TOTAL OF AGROFOOD</b>	<b>8,514.7</b>	<b>2,922.6</b>	<b>5,592.0</b>	<b>9,191.9</b>	<b>3,075.0</b>	<b>6,116.9</b>
<b>TERNAKAN LIVESTOCK</b>	<b>1,910.3</b>	<b>101.4</b>	<b>1,808.9</b>	<b>2,209.5</b>	<b>86.5</b>	<b>2,123.0</b>
BINATANG HIDUP <sup>1</sup> LIVE ANIMALS <sup>1</sup>	853.1	-	853.1	1,057.5	-	1,057.5
DAGING DAN SEDIAAN DAGING MEAT AND MEAT PREPARATIONS	227.1	24.1	203.1	202.5	26.7	175.8
HASIL TENUSU DAIRY PRODUCTS	208.7	77.3	131.3	295.3	59.8	235.6
TELUR UNGGAS POULTRY EGGS	621.4	-	621.4	654.2	0.0	654.2
<b>PERIKANAN FISHERIES</b>	<b>731.8</b>	<b>94.4</b>	<b>637.4</b>	<b>742.5</b>	<b>112.4</b>	<b>630.1</b>
IKAN, KRUSTASEA, MOLUSKA DAN SEDIAAN <sup>2</sup> FISH, CRUSTACEANS, MOLLUSCS AND PREPARATIONS <sup>2</sup>	731.8	94.4	637.4	742.5	112.4	630.1
<b>TANAMAN FOOD CROPS</b>	<b>4,263.8</b>	<b>600.5</b>	<b>3,663.2</b>	<b>4,698.4</b>	<b>853.3</b>	<b>3,845.1</b>
BIJIRIN DAN SEDIAAN BIJIRIN CEREALS AND CEREAL PREPARATIONS	884.3	208.4	676.0	995.6	233.2	762.4
SAYUR-SAYURAN VEGETABLES	813.8	15.3	798.4	913.7	17.3	896.4
BUAH-BUAHAN FRUITS	556.1	32.2	523.9	597.8	45.5	552.2
GULA, SEDIAAN GULA DAN MADU SUGARS, SUGAR PREPARATIONS AND HONEY	198.6	22.9	175.6	238.2	32.9	205.3
KOPI, KOKO, TEH, REMPAH DAN KELUARAN COFFEE, COCOA, TEA, SPICES AND MANUFACTURES	1,811.0	321.7	1,489.3	1,953.2	524.4	1,428.8
<b>LAIN-LAIN OTHERS</b>	<b>1,608.8</b>	<b>2,126.3</b>	<b>(517.6)</b>	<b>1,541.5</b>	<b>2,022.8</b>	<b>(481.3)</b>
BAHAN MAKANAN UNTUK TERNAKAN FEEDING STUFF FOR ANIMALS	466.6	119.7	346.9	351.4	136.8	214.6
KELUARAN DAN SEDIAAN MAKANAN LAIN MISCELLANEOUS EDIBLE PRODUCTS AND PREPARATIONS	1,142.1	2,006.6	(864.5)	1,190.1	1,886.0	(695.9)
<b>JUMLAH KEPERLUAN PERTANIAN TOTAL OF AGRICULTURAL INPUTS</b>	<b>219.7</b>	<b>139.6</b>	<b>80.1</b>	<b>90.9</b>	<b>199.1</b>	<b>(108.3)</b>
BAJA FERTILIZERS	125.1	56.5	68.6	16.4	59.5	(43.1)
UBAT-UBATAN VETERINAR VETERINARY MEDICAMENTS	5.8	8.9	(3.1)	6.0	39.8	(33.8)

**JADUAL 20 : PERDAGANGAN LUAR NEGERI BAGI AGROMAKANAN DAN HASIL  
PERTANIAN TERPILIH MENGIKUT NEGARA - SINGAPORE**  
TABLE 20 : EXTERNAL TRADE FOR AGROFOOD AND SELECTED  
AGRICULTURAL PRODUCTS BY COUNTRIES - SINGAPORE

KATEGORI CATEGORY	2022			2023		
	EXPORT/ EXPORTS	IMPORT IMPORTS	IMBANGAN DAGANGAN/ BALANCE OF TRADE	EXPORT/ EXPORTS	IMPORT IMPORTS	IMBANGAN DAGANGAN/ BALANCE OF TRADE
UBAT PEMBUNUH KUMAN, UBAT SERANGGA DSB. DISINFECTANTS, INSECTICIDES, FUNGICIDES, WEED KILLERS AND ANTI-SPROUTING PRODUCTS, ETC.	70.5	60.0	10.5	45.4	66.5	(21.1)
JENTERA PERTANIAN (TERMASUK TRAKTOR) DAN ALAT GANTI AGRICULTURAL MACHINERY (INCLUDING TRACTORS) AND PARTS	18.4	14.2	4.2	23.1	33.3	(10.2)
<b>JUMLAH KELUARAN PERTANIAN LAIN TOTAL OF OTHER AGRICULTURAL PRODUCTS</b>	<b>6,748.7</b>	<b>1,318.3</b>	<b>5,430.4</b>	<b>7,695.2</b>	<b>1,228.0</b>	<b>6,467.2</b>
BINATANG HIDUP (BUKAN BINATANG TERNAKAN) LIVE ANIMALS (NON LIVESTOCK)	2.6	-	2.6	3.7	0.0	3.7
IKAN HIASAN ORNAMENTAL FISH	13.3	2.7	10.6	13.4	2.5	10.9
RUMPAI LAUT SEAWEED	0.2	6.4	(6.2)	0.3	8.4	(8.1)
LAIN-LAIN PRODUK IKAN OTHER FISH PRODUCTS	50.7	0.0	50.7	115.3	1.6	113.8
MINUMAN DAN TEMBAKAU BEVERAGES AND TOBACCO	1,393.0	385.5	1,007.5	1,520.7	391.5	1,129.2
MINYAK KELAPA SAWIT PALM OIL	1,224.9	57.5	1,167.4	786.7	50.3	736.4
MINYAK ISIRUNG KELAPA SAWIT PALM KERNEL OIL	301.8	48.8	253.0	237.8	6.4	231.5
BUNGA-BUNGAAN FLORICULTURE	61.0	0.1	60.9	80.7	0.0	80.7
BAHAN TANAMAN UNTUK PEMBIAKAN SEEDS AND BUDS FOR SOWING	72.8	0.0	72.8	108.4	0.2	108.3
LEMAK HAIWAN DAN SAYURAN/LAIN-LAIN BIJI-BIJI MINYAK ANIMAL AND VEGETABLE FATS/OTHER OIL SEEDS	1,490.4	267.0	1,223.4	2,714.2	241.2	2,473.0
GETAH ASLI DAN SUSU GETAH NATURAL RUBBER AND NATURAL GUMS IN PRIMARY FORMS	0.4	0.1	0.3	0.6	1.7	(1.1)
KULIT DAN BULU BINATANG HIDES AND SKIN	9.7	0.8	8.9	7.7	2.2	5.5
GENTIAN ASLI NATURAL FIBRES	11.2	0.1	11.1	9.0	0.9	8.1
HASIL PERHUTANAN FORESTRY PRODUCTS	2,116.7	549.2	1,567.5	2,096.6	521.2	1,575.3
<b>JUMLAH TOTAL</b>	<b>15,483.0</b>	<b>4,380.6</b>	<b>11,102.5</b>	<b>16,978.0</b>	<b>4,502.2</b>	<b>12,475.8</b>

Nota/Notes :

<sup>1</sup> Binatang Ternakan/Livestock

<sup>2</sup> Tidak Termasuk Ikan Hiasan/Excluding Ornamental Fish



**JADUAL 21 : PERDAGANGAN LUAR NEGERI BAGI AGROMAKANAN DAN HASIL  
PERTANIAN TERPILIH MENGIKUT NEGARA - INDONESIA**  
TABLE 21 : EXTERNAL TRADE FOR AGROFOOD AND SELECTED  
AGRICULTURAL PRODUCTS BY COUNTRIES - INDONESIA

KATEGORI CATEGORY	2020			RM JUTA/MILLION 2021		
	EXPORT/ EXPORTS	IMPORT IMPORTS	IMBANGAN DAGANGAN/ BALANCE OF TRADE	EXPORT/ EXPORTS	IMPORT IMPORTS	IMBANGAN DAGANGAN/ BALANCE OF TRADE
<b>JUMLAH AGROMAKANAN</b> <b>TOTAL OF AGROFOOD</b>	<b>1,625.7</b>	<b>3,657.3</b>	<b>(2,031.5)</b>	<b>1,993.2</b>	<b>3,721.3</b>	<b>(1,728.1)</b>
<b>TERNAKAN</b> <b>LIVESTOCK</b>	<b>104.6</b>	<b>53.4</b>	<b>51.2</b>	<b>99.0</b>	<b>68.4</b>	<b>30.6</b>
BINATANG HIDUP <sup>1</sup> LIVE ANIMALS <sup>1</sup>	-	1.9	(1.9)	-	5.9	(5.9)
DAGING DAN SEDIAAN DAGING MEAT AND MEAT PREPARATIONS	13.5	1.6	11.9	8.5	2.4	6.1
HASIL TENUSU DAIRY PRODUCTS	86.4	49.9	36.5	85.0	60.1	24.8
TELUR UNGGAS POULTRY EGGS	4.8	-	4.8	5.5	-	5.5
<b>PERIKANAN</b> <b>FISHERIES</b>	<b>101.6</b>	<b>739.9</b>	<b>(638.3)</b>	<b>91.0</b>	<b>676.9</b>	<b>(585.9)</b>
IKAN, KRUSTASEA, MOLUSKA DAN SEDIAAN <sup>2</sup> FISH, CRUSTACEANS, MOLLUSCS AND PREPARATIONS <sup>2</sup>	101.6	739.9	(638.3)	91.0	676.9	(585.9)
<b>TANAMAN</b> <b>FOOD CROPS</b>	<b>794.0</b>	<b>1,922.3</b>	<b>(1,128.3)</b>	<b>1,038.7</b>	<b>1,859.4</b>	<b>(820.7)</b>
BIJIRIN DAN SEDIAAN BIJIRIN CEREALS AND CEREAL PREPARATIONS	247.0	259.4	(12.4)	438.0	286.8	151.2
SAYUR-SAYURAN VEGETABLES	35.8	57.8	(22.1)	23.5	70.7	(47.3)
BUAH-BUAHAN FRUITS	37.8	368.5	(330.7)	45.9	369.9	(324.0)
GULA, SEDIAAN GULA DAN MADU SUGARS, SUGAR PREPARATIONS AND HONEY	117.1	55.4	61.6	85.8	63.3	22.5
KOPI, KOKO, TEH, REMPAH DAN KELUARAN COFFEE, COCOA, TEA, SPICES AND MANUFACTURES	356.3	1,181.1	(824.8)	445.5	1,068.8	(623.2)
<b>LAIN-LAIN</b> <b>OTHERS</b>	<b>625.5</b>	<b>941.6</b>	<b>(316.2)</b>	<b>764.5</b>	<b>1,116.6</b>	<b>(352.2)</b>
BAHAN MAKANAN UNTUK TERNAKAN FEEDING STUFF FOR ANIMALS	38.7	5.2	33.4	46.3	24.6	21.6
KELUARAN DAN SEDIAAN MAKANAN LAIN MISCELLANEOUS EDIBLE PRODUCTS AND PREPARATIONS	586.8	936.4	(349.6)	718.2	1,092.0	(373.8)
<b>JUMLAH KEPERLUAN PERTANIAN</b> <b>TOTAL OF AGRICULTURAL INPUTS</b>	<b>439.8</b>	<b>276.4</b>	<b>163.5</b>	<b>491.5</b>	<b>358.5</b>	<b>133.0</b>
BAJA FERTILIZERS	134.8	126.2	8.6	144.2	184.2	(40.0)
UBAT-UBATAN VETERINAR VETERINARY MEDICAMENTS	0.2	2.7	(2.5)	0.2	2.6	(2.4)

**JADUAL 21 : PERDAGANGAN LUAR NEGERI BAGI AGROMAKANAN DAN HASIL  
PERTANIAN TERPILIH MENGIKUT NEGARA - INDONESIA**  
TABLE 21 : EXTERNAL TRADE FOR AGROFOOD AND SELECTED  
AGRICULTURAL PRODUCTS BY COUNTRIES - INDONESIA

KATEGORI CATEGORY	2020			RM JUTA/MILLION 2021		
	EXPORT/ EXPORTS	IMPORT IMPORTS	IMBANGAN DAGANGAN/ BALANCE OF TRADE	EXPORT/ EXPORTS	IMPORT IMPORTS	IMBANGAN DAGANGAN/ BALANCE OF TRADE
UBAT PEMBUNUH KUMAN, UBAT SERANGGA DSB. DISINFECTANTS, INSECTICIDES, FUNGICIDES, WEED KILLERS AND ANTI-SPROUTING PRODUCTS, ETC.	185.8	137.1	48.7	204.2	146.0	58.2
JENTERA PERTANIAN (TERMASUK TRAKTOR) DAN ALAT GANTI AGRICULTURAL MACHINERY (INCLUDING TRACTORS) AND PARTS	119.1	10.4	108.6	142.9	25.7	117.2
<b>JUMLAH KELUARAN PERTANIAN LAIN TOTAL OF OTHER AGRICULTURAL PRODUCTS</b>	<b>943.3</b>	<b>8,098.2</b>	<b>(7,155.0)</b>	<b>1,049.5</b>	<b>11,682.8</b>	<b>(10,633.2)</b>
BINATANG HIDUP (BUKAN BINATANG TERNAKAN) LIVE ANIMALS (NON LIVESTOCK)	0.9	0.1	0.8	0.3	0.3	(0.0)
IKAN HIASAN ORNAMENTAL FISH	0.2	6.5	(6.3)	0.1	3.4	(3.3)
RUMPAI LAUT SEAWEED	0.2	12.0	(11.8)	0.1	7.5	(7.4)
LAIN-LAIN PRODUK IKAN OTHER FISH PRODUCTS	-	6.9	(6.9)	0.0	7.2	(7.1)
MINUMAN DAN TEMBAKAU BEVERAGES AND TOBACCO	161.5	529.6	(368.1)	247.9	354.9	(107.0)
MINYAK KELAPA SAWIT PALM OIL	19.5	2,431.5	(2,412.0)	2.3	4,496.1	(4,493.8)
MINYAK ISIRUNG KELAPA SAWIT PALM KERNEL OIL	30.6	1,037.9	(1,007.4)	27.2	1,146.4	(1,119.2)
BUNGA-BUNGAAN FLORICULTURE	0.1	3.7	(3.6)	0.0	4.6	(4.6)
BAHAN TANAMAN UNTUK PEMBIAKAN SEEDS AND BUDS FOR SOWING	2.0	33.0	(31.1)	1.3	34.4	(33.1)
LEMAK HAIWAN DAN SAYURAN/LAIN-LAIN BIJI-BIJI MINYAK ANIMAL AND VEGETABLE FATS/OTHER OIL SEEDS	294.4	1,262.4	(968.0)	386.1	2,582.0	(2,195.9)
GETAH ASLI DAN SUSU GETAH NATURAL RUBBER AND NATURAL GUMS IN PRIMARY FORMS	0.2	101.8	(101.6)	0.5	37.6	(37.2)
KULIT DAN BULU BINATANG HIDES AND SKIN	6.7	14.7	(8.0)	8.4	16.2	(7.8)
GENTIAN ASLI NATURAL FIBRES	29.7	22.9	6.7	21.5	51.8	(30.3)
HASIL PERHUTANAN FORESTRY PRODUCTS	397.3	2,635.1	(2,237.8)	353.9	2,940.4	(2,586.4)
<b>JUMLAH TOTAL</b>	<b>3,008.8</b>	<b>12,031.9</b>	<b>(9,023.0)</b>	<b>3,534.3</b>	<b>15,762.6</b>	<b>(12,228.3)</b>

Nota/Notes:

<sup>1</sup> Binatang Ternakan/Livestock

<sup>2</sup> Tidak Termasuk Ikan Hiasan/Excluding Ornamental Fish

**JADUAL 21 : PERDAGANGAN LUAR NEGERI BAGI AGROMAKANAN DAN HASIL  
PERTANIAN TERPILIH MENGIKUT NEGARA - INDONESIA**  
TABLE 21 : EXTERNAL TRADE FOR AGROFOOD AND SELECTED  
AGRICULTURAL PRODUCTS BY COUNTRIES - INDONESIA

KATEGORI CATEGORY	RM JUTA/MILLION					
	2022			2023		
	EXPORT/ EXPORTS	IMPORT IMPORTS	IMBANGAN DAGANGAN/ BALANCE OF TRADE	EXPORT/ EXPORTS	IMPORT IMPORTS	IMBANGAN DAGANGAN/ BALANCE OF TRADE
<b>JUMLAH AGROMAKANAN</b> <b>TOTAL OF AGROFOOD</b>	<b>2,597.9</b>	<b>4,345.3</b>	<b>(1,747.4)</b>	<b>2,720.7</b>	<b>4,486.3</b>	<b>(1,765.6)</b>
<b>TERNAKAN</b> <b>LIVESTOCK</b>	<b>96.6</b>	<b>77.0</b>	<b>19.6</b>	<b>115.2</b>	<b>15.9</b>	<b>99.3</b>
BINATANG HIDUP <sup>1</sup> LIVE ANIMALS <sup>1</sup>	-	1.2	(1.2)	0.0	-	0.0
DAGING DAN SEDIAAN DAGING MEAT AND MEAT PREPARATIONS	7.0	1.4	5.6	11.2	1.5	9.8
HASIL TENUSU DAIRY PRODUCTS	87.2	74.2	13.1	103.5	14.4	89.0
TELUR UNGGAS POULTRY EGGS	2.4	0.3	2.1	0.5	-	0.5
<b>PERIKANAN</b> <b>FISHERIES</b>	<b>115.8</b>	<b>766.8</b>	<b>(651.0)</b>	<b>95.5</b>	<b>794.8</b>	<b>(699.3)</b>
IKAN, KRUSTASEA, MOLUSKA DAN SEDIAAN <sup>2</sup> FISH, CRUSTACEANS, MOLLUSCS AND PREPARATIONS <sup>2</sup>	115.8	766.8	(651.0)	95.5	794.8	(699.3)
<b>TANAMAN</b> <b>FOOD CROPS</b>	<b>1,414.3</b>	<b>2,171.4</b>	<b>(757.1)</b>	<b>1,624.2</b>	<b>2,135.8</b>	<b>(511.6)</b>
BIJIRIN DAN SEDIAAN BIJIRIN CEREALS AND CEREAL PREPARATIONS	585.1	397.3	187.8	608.9	418.5	190.4
SAYUR-SAYURAN VEGETABLES	68.6	63.0	5.6	126.3	69.9	56.4
BUAH-BUAHAN FRUITS	50.4	392.5	(342.1)	115.4	355.1	(239.7)
GULA, SEDIAAN GULA DAN MADU SUGARS, SUGAR PREPARATIONS AND HONEY	129.2	118.9	10.3	146.2	137.8	8.4
KOPI, KOKO, TEH, REMPAH DAN KELUARAN COFFEE, COCOA, TEA, SPICES AND MANUFACTURES	581.1	1,199.7	(618.7)	627.3	1,154.4	(527.1)
<b>LAIN-LAIN</b> <b>OTHERS</b>	<b>971.2</b>	<b>1,330.1</b>	<b>(358.9)</b>	<b>885.8</b>	<b>1,539.8</b>	<b>(654.0)</b>
BAHAN MAKANAN UNTUK TERNAKAN FEEDING STUFF FOR ANIMALS	41.4	36.6	4.8	14.1	136.8	(122.7)
KELUARAN DAN SEDIAAN MAKANAN LAIN MISCELLANEOUS EDIBLE PRODUCTS AND PREPARATIONS	929.8	1,293.5	(363.7)	871.6	1,403.0	(531.3)
<b>JUMLAH KEPERLUAN PERTANIAN</b> <b>TOTAL OF AGRICULTURAL INPUTS</b>	<b>460.0</b>	<b>391.2</b>	<b>68.9</b>	<b>408.7</b>	<b>199.6</b>	<b>209.1</b>
BAJA FERTILIZERS	199.1	206.6	(7.5)	197.4	56.9	140.6
UBAT-UBATAN VETERINAR VETERINARY MEDICAMENTS	0.5	7.1	(6.6)	0.2	9.8	(9.5)

**JADUAL 21 : PERDAGANGAN LUAR NEGERI BAGI AGROMAKANAN DAN HASIL  
PERTANIAN TERPILIH MENGIKUT NEGARA - INDONESIA**  
TABLE 21 : EXTERNAL TRADE FOR AGROFOOD AND SELECTED  
AGRICULTURAL PRODUCTS BY COUNTRIES - INDONESIA

KATEGORI CATEGORY	2022			2023		
	EXPORT/ EXPORTS	IMPORT IMPORTS	IMBANGAN DAGANGAN/ BALANCE OF TRADE	EXPORT/ EXPORTS	IMPORT IMPORTS	IMBANGAN DAGANGAN/ BALANCE OF TRADE
UBAT PEMBUNUH KUMAN, UBAT SERANGGA DSB. DISINFECTANTS, INSECTICIDES, FUNGICIDES, WEED KILLERS AND ANTI-SPROUTING PRODUCTS, ETC.	132.5	169.1	(36.6)	101.8	126.7	(24.9)
JENTERA PERTANIAN (TERMASUK TRAKTOR) DAN ALAT GANTI AGRICULTURAL MACHINERY (INCLUDING TRACTORS) AND PARTS	128.0	8.4	119.6	109.3	6.3	103.0
<b>JUMLAH KELUARAN PERTANIAN LAIN TOTAL OF OTHER AGRICULTURAL PRODUCTS</b>	<b>1,454.8</b>	<b>13,711.1</b>	<b>(12,256.2)</b>	<b>1,346.9</b>	<b>9,677.9</b>	<b>(8,331.0)</b>
BINATANG HIDUP (BUKAN BINATANG TERNAKAN) LIVE ANIMALS (NON LIVESTOCK)	0.1	0.2	(0.2)	0.0	0.0	(0.0)
IKAN HIASAN ORNAMENTAL FISH	0.1	3.7	(3.6)	0.0	4.4	(4.4)
RUMPAI LAUT SEAWEED	0.2	10.9	(10.7)	0.2	16.2	(16.0)
LAIN-LAIN PRODUK IKAN OTHER FISH PRODUCTS	0.0	3.7	(3.7)	-	2.7	(2.7)
MINUMAN DAN TEMBAKAU BEVERAGES AND TOBACCO	353.1	386.7	(33.6)	271.6	406.5	(134.9)
MINYAK KELAPA SAWIT PALM OIL	2.1	5,898.0	(5,895.9)	2.6	3,568.3	(3,565.7)
MINYAK ISIRUNG KELAPA SAWIT PALM KERNEL OIL	24.4	902.8	(878.4)	26.4	508.6	(482.2)
BUNGA-BUNGAAN FLORICULTURE	0.0	4.8	(4.8)	0.3	4.5	(4.2)
BAHAN TANAMAN UNTUK PEMBIAKAN SEEDS AND BUDS FOR SOWING	1.9	17.8	(15.9)	3.1	24.7	(21.6)
LEMAK HAIWAN DAN SAYURAN/LAIN-LAIN BIJI-BIJI MINYAK ANIMAL AND VEGETABLE FATS/OTHER OIL SEEDS	489.5	3,331.7	(2,842.2)	452.0	2,342.1	(1,890.1)
GETAH ASLI DAN SUSU GETAH NATURAL RUBBER AND NATURAL GUMS IN PRIMARY FORMS	0.4	8.1	(7.7)	1.4	0.1	1.4
KULIT DAN BULU BINATANG HIDES AND SKIN	10.4	16.2	(5.8)	16.0	11.6	4.4
GENTIAN ASLI NATURAL FIBRES	24.4	61.6	(37.3)	31.2	27.0	4.2
HASIL PERHUTANAN FORESTRY PRODUCTS	548.3	3,064.7	(2,516.4)	542.1	2,761.2	(2,219.1)
<b>JUMLAH TOTAL</b>	<b>4,512.7</b>	<b>18,447.5</b>	<b>(13,934.8)</b>	<b>4,476.3</b>	<b>14,363.7</b>	<b>(9,887.4)</b>

Nota/Notes :

<sup>1</sup> Binatang Ternakan/Livestock

<sup>2</sup> Tidak Termasuk Ikan Hiasan/Excluding Ornamental Fish

**JADUAL 22 : PERDAGANGAN LUAR NEGERI BAGI AGROMAKANAN DAN HASIL  
PERTANIAN TERPILIH MENGIKUT NEGARA - BRUNEI DARUSSALAM**  
TABLE 22 : EXTERNAL TRADE FOR AGROFOOD AND SELECTED  
AGRICULTURAL PRODUCTS BY COUNTRIES - BRUNEI DARUSSALAM

KATEGORI CATEGORY	2020			RM JUTA/MILLION 2021		
	EXPORT/ EXPORTS	IMPORT IMPORTS	IMBANGAN DAGANGAN/ BALANCE OF TRADE	EXPORT/ EXPORTS	IMPORT IMPORTS	IMBANGAN DAGANGAN/ BALANCE OF TRADE
<b>JUMLAH AGROMAKANAN TOTAL OF AGROFOOD</b>	<b>765.9</b>	<b>5.4</b>	<b>760.5</b>	<b>804.1</b>	<b>21.5</b>	<b>782.6</b>
<b>TERNAKAN LIVESTOCK</b>	<b>126.8</b>	<b>0.3</b>	<b>126.6</b>	<b>137.5</b>	<b>0.3</b>	<b>137.2</b>
BINATANG HIDUP <sup>1</sup> LIVE ANIMALS <sup>1</sup>	9.4	-	9.4	10.6	-	10.6
DAGING DAN SEDIAAN DAGING MEAT AND MEAT PREPARATIONS	30.5	0.1	30.3	25.6	0.3	25.3
HASIL TENUSU DAIRY PRODUCTS	69.1	0.1	69.0	83.3	-	83.3
TELUR UNGGAS POULTRY EGGS	17.8	-	17.8	18.0	-	18.0
<b>PERIKANAN FISHERIES</b>	<b>59.0</b>	<b>2.5</b>	<b>56.5</b>	<b>43.3</b>	<b>1.9</b>	<b>41.3</b>
IKAN, KRUSTASEA, MOLUSKA DAN SEDIAAN <sup>2</sup> FISH, CRUSTACEANS, MOLLUSCS AND PREPARATIONS <sup>2</sup>	59.0	2.5	56.5	43.3	1.9	41.3
<b>TANAMAN FOOD CROPS</b>	<b>197.9</b>	<b>0.7</b>	<b>197.2</b>	<b>210.3</b>	<b>1.0</b>	<b>209.3</b>
BIJIRIN DAN SEDIAAN BIJIRIN CEREALS AND CEREAL PREPARATIONS	98.6	0.1	98.4	108.3	0.1	108.2
SAYUR-SAYURAN VEGETABLES	14.0	0.0	13.9	11.5	0.2	11.2
BUAH-BUAHAN FRUITS	15.2	0.5	14.7	21.4	0.6	20.8
GULA, SEDIAAN GULA DAN MADU SUGARS, SUGAR PREPARATIONS AND HONEY	9.0	0.0	9.0	8.8	-	8.8
KOPI, KOKO, TEH, REMPAH DAN KELUARAN COFFEE, COCOA, TEA, SPICES AND MANUFACTURES	61.1	-	61.1	60.3	0.0	60.3
<b>LAIN-LAIN OTHERS</b>	<b>382.2</b>	<b>2.0</b>	<b>380.2</b>	<b>413.1</b>	<b>18.3</b>	<b>394.8</b>
BAHAN MAKANAN UNTUK TERNAKAN FEEDING STUFF FOR ANIMALS	90.1	1.8	88.3	104.8	17.9	86.8
KELUARAN DAN SEDIAAN MAKANAN LAIN MISCELLANEOUS EDIBLE PRODUCTS AND PREPARATIONS	292.1	0.2	291.9	308.3	0.4	307.9
<b>JUMLAH KEPERLUAN PERTANIAN TOTAL OF AGRICULTURAL INPUTS</b>	<b>12.3</b>	<b>1.4</b>	<b>10.9</b>	<b>16.4</b>	<b>0.1</b>	<b>16.3</b>
BAJA FERTILIZERS	5.2	-	5.2	4.7	-	4.7
UBAT-UBATAN VETERINAR VETERINARY MEDICAMENTS	0.3	-	0.3	0.3	-	0.3

**JADUAL 22 : PERDAGANGAN LUAR NEGERI BAGI AGROMAKANAN DAN HASIL  
PERTANIAN TERPILIH MENGIKUT NEGARA - BRUNEI DARUSSALAM**  
TABLE 22 : EXTERNAL TRADE FOR AGROFOOD AND SELECTED  
AGRICULTURAL PRODUCTS BY COUNTRIES - BRUNEI DARUSSALAM

KATEGORI CATEGORY	2020			RM JUTA/MILLION 2021		
	EXPORT/ EXPORTS	IMPORT IMPORTS	IMBANGAN DAGANGAN/ BALANCE OF TRADE	EXPORT/ EXPORTS	IMPORT IMPORTS	IMBANGAN DAGANGAN/ BALANCE OF TRADE
UBAT PEMBUNUH KUMAN, UBAT SERANGGA DSB. DISINFECTANTS, INSECTICIDES, FUNGICIDES, WEED KILLERS AND ANTI-SPROUTING PRODUCTS, ETC.	3.0	1.2	1.8	4.6	0.0	4.6
JENTERA PERTANIAN (TERMASUK TRAKTOR) DAN ALAT GANTI AGRICULTURAL MACHINERY (INCLUDING TRACTORS) AND PARTS	3.8	0.2	3.6	6.8	0.1	6.7
<b>JUMLAH KELUARAN PERTANIAN LAIN</b> <b>TOTAL OF OTHER AGRICULTURAL PRODUCTS</b>	<b>191.9</b>	<b>6.6</b>	<b>185.3</b>	<b>234.3</b>	<b>9.8</b>	<b>224.5</b>
BINATANG HIDUP (BUKAN BINATANG TERNAKAN) LIVE ANIMALS (NON LIVESTOCK)	0.0	-	0.0	-	-	-
IKAN HIASAN ORNAMENTAL FISH	0.7	-	0.7	0.8	-	0.8
RUMPAI LAUT SEAWEED	0.0	-	0.0	0.0	-	0.0
LAIN-LAIN PRODUK IKAN OTHER FISH PRODUCTS	0.0	-	0.0	-	-	-
MINUMAN DAN TEMBAKAU BEVERAGES AND TOBACCO	74.6	0.1	74.6	92.1	0.0	92.1
MINYAK KELAPA SAWIT PALM OIL	30.8	0.4	30.5	35.7	-	35.7
MINYAK ISIRUNG KELAPA SAWIT PALM KERNEL OIL	0.3	0.0	0.2	0.3	-	0.3
BUNGA-BUNGAAN FLORICULTURE	0.6	-	0.6	0.4	-	0.4
BAHAN TANAMAN UNTUK PEMBIAKAN SEEDS AND BUDS FOR SOWING	0.7	-	0.7	1.4	-	1.4
LEMAK HAIWAN DAN SAYURAN/LAIN-LAIN BIJI-BIJI MINYAK ANIMAL AND VEGETABLE FATS/OTHER OIL SEEDS	6.6	0.8	5.8	9.4	1.5	7.9
GETAH ASLI DAN SUSU GETAH NATURAL RUBBER AND NATURAL GUMS IN PRIMARY FORMS	-	-	-	-	-	-
KULIT DAN BULU BINATANG HIDES AND SKIN	-	-	-	0.0	-	0.0
GENTIAN ASLI NATURAL FIBRES	0.3	-	0.3	0.7	-	0.7
HASIL PERHUTANAN FORESTRY PRODUCTS	77.4	5.4	72.0	93.6	8.3	85.3
<b>JUMLAH</b> <b>TOTAL</b>	<b>970.2</b>	<b>13.5</b>	<b>956.7</b>	<b>1,054.8</b>	<b>31.4</b>	<b>1,023.3</b>

Nota/Notes:

<sup>1</sup> Binatang Ternakan/Livestock

<sup>2</sup> Tidak Termasuk Ikan Hiasan/Excluding Ornamental Fish

**JADUAL 22 : PERDAGANGAN LUAR NEGERI BAGI AGROMAKANAN DAN HASIL  
PERTANIAN TERPILIH MENGIKUT NEGARA - BRUNEI DARUSSALAM**  
TABLE 22 : EXTERNAL TRADE FOR AGROFOOD AND SELECTED  
AGRICULTURAL PRODUCTS BY COUNTRIES - BRUNEI DARUSSALAM

KATEGORI CATEGORY	2022			2023		
	EXPORT/ EXPORTS	IMPORT IMPORTS	IMBANGAN DAGANGAN/ BALANCE OF TRADE	EXPORT/ EXPORTS	IMPORT IMPORTS	IMBANGAN DAGANGAN/ BALANCE OF TRADE
<b>JUMLAH AGROMAKANAN</b> <b>TOTAL OF AGROFOOD</b>	<b>775.4</b>	<b>5.8</b>	<b>769.6</b>	<b>726.1</b>	<b>4.9</b>	<b>721.3</b>
<b>TERNAKAN</b> <b>LIVESTOCK</b>	<b>148.0</b>	<b>-</b>	<b>148.0</b>	<b>132.8</b>	<b>1.2</b>	<b>131.6</b>
BINATANG HIDUP <sup>1</sup> LIVE ANIMALS <sup>1</sup>	11.1	-	11.1	8.2	-	8.2
DAGING DAN SEDIAAN DAGING MEAT AND MEAT PREPARATIONS	36.6	-	36.6	42.0	1.2	40.8
HASIL TENUSU DAIRY PRODUCTS	86.7	-	86.7	70.0	0.0	70.0
TELUR UNGGAS POULTRY EGGS	13.7	-	13.7	12.5	-	12.5
<b>PERIKANAN</b> <b>FISHERIES</b>	<b>51.3</b>	<b>0.5</b>	<b>50.8</b>	<b>51.1</b>	<b>0.3</b>	<b>50.8</b>
IKAN, KRUSTASEA, MOLUSKA DAN SEDIAAN <sup>2</sup> FISH, CRUSTACEANS, MOLLUSCS AND PREPARATIONS <sup>2</sup>	51.3	0.5	50.8	51.1	0.3	50.8
<b>TANAMAN</b> <b>FOOD CROPS</b>	<b>218.5</b>	<b>0.3</b>	<b>218.3</b>	<b>211.3</b>	<b>0.3</b>	<b>211.0</b>
BIJIRIN DAN SEDIAAN BIJIRIN CEREALS AND CEREAL PREPARATIONS	116.5	0.0	116.5	104.3	0.2	104.1
SAYUR-SAYURAN VEGETABLES	15.1	0.0	15.1	14.9	0.0	14.9
BUAH-BUAHAN FRUITS	22.5	0.2	22.2	21.3	0.1	21.2
GULA, SEDIAAN GULA DAN MADU SUGARS, SUGAR PREPARATIONS AND HONEY	10.8	0.0	10.8	12.5	-	12.5
KOPI, KOKO, TEH, REMPAH DAN KELUARAN COFFEE, COCOA, TEA, SPICES AND MANUFACTURES	53.6	0.0	53.6	58.4	-	58.4
<b>LAIN-LAIN</b> <b>OTHERS</b>	<b>357.6</b>	<b>5.0</b>	<b>352.6</b>	<b>331.0</b>	<b>3.1</b>	<b>327.8</b>
BAHAN MAKANAN UNTUK TERNAKAN FEEDING STUFF FOR ANIMALS	129.6	4.7	124.8	116.0	2.8	113.2
KELUARAN DAN SEDIAAN MAKANAN LAIN MISCELLANEOUS EDIBLE PRODUCTS AND PREPARATIONS	228.0	0.3	227.7	214.9	0.3	214.6
<b>JUMLAH KEPERLUAN PERTANIAN</b> <b>TOTAL OF AGRICULTURAL INPUTS</b>	<b>14.8</b>	<b>0.6</b>	<b>14.2</b>	<b>14.2</b>	<b>35.4</b>	<b>(21.2)</b>
BAJA FERTILIZERS	4.5	0.6	3.9	5.6	35.4	(29.7)
UBAT-UBATAN VETERINAR VETERINARY MEDICAMENTS	0.7	-	0.7	0.6	0.0	0.6

**JADUAL 22 : PERDAGANGAN LUAR NEGERI BAGI AGROMAKANAN DAN HASIL  
PERTANIAN TERPILIH MENGIKUT NEGARA - BRUNEI DARUSSALAM**  
TABLE 22 : EXTERNAL TRADE FOR AGROFOOD AND SELECTED  
AGRICULTURAL PRODUCTS BY COUNTRIES - BRUNEI DARUSSALAM

KATEGORI CATEGORY	2022			2023		
	EXPORT/ EXPORTS	IMPORT IMPORTS	IMBANGAN DAGANGAN/ BALANCE OF TRADE	EXPORT/ EXPORTS	IMPORT IMPORTS	IMBANGAN DAGANGAN/ BALANCE OF TRADE
UBAT PEMBUNUH KUMAN, UBAT SERANGGA DSB. DISINFECTANTS, INSECTICIDES, FUNGICIDES, WEED KILLERS AND ANTI-SPROUTING PRODUCTS, ETC.	3.7	-	3.7	3.7	0.0	3.6
JENTERA PERTANIAN (TERMASUK TRAKTOR) DAN ALAT GANTI AGRICULTURAL MACHINERY (INCLUDING TRACTORS) AND PARTS	5.9	0.0	5.8	4.4	0.0	4.4
<b>JUMLAH KELUARAN PERTANIAN LAIN TOTAL OF OTHER AGRICULTURAL PRODUCTS</b>	<b>248.0</b>	<b>13.0</b>	<b>235.1</b>	<b>259.4</b>	<b>8.4</b>	<b>251.0</b>
BINATANG HIDUP (BUKAN BINATANG TERNAKAN) LIVE ANIMALS (NON LIVESTOCK)	0.3	-	0.3	0.0	0.0	(0.0)
IKAN HIASAN ORNAMENTAL FISH	0.5	-	0.5	0.4	-	0.4
RUMPAI LAUT SEAWEED	0.0	-	0.0	0.1	0.0	0.1
LAIN-LAIN PRODUK IKAN OTHER FISH PRODUCTS	-	-	-	0.0	-	0.0
MINUMAN DAN TEMBAKAU BEVERAGES AND TOBACCO	86.4	0.0	86.4	100.4	0.0	100.4
MINYAK KELAPA SAWIT PALM OIL	53.2	-	53.2	46.5	-	46.5
MINYAK ISIRUNG KELAPA SAWIT PALM KERNEL OIL	0.2	-	0.2	0.2	-	0.2
BUNGA-BUNGAAN FLORICULTURE	0.5	-	0.5	1.0	-	1.0
BAHAN TANAMAN UNTUK PEMBIAKAN SEEDS AND BUDS FOR SOWING	1.2	-	1.2	0.7	-	0.7
LEMAK HAIWAN DAN SAYURAN/LAIN-LAIN BIJI-BIJI MINYAK ANIMAL AND VEGETABLE FATS/OTHER OIL SEEDS	11.0	1.8	9.2	10.8	1.6	9.2
GETAH ASLI DAN SUSU GETAH NATURAL RUBBER AND NATURAL GUMS IN PRIMARY FORMS	-	-	-	-	-	-
KULIT DAN BULU BINATANG HIDES AND SKIN	-	-	-	0.0	-	0.0
GENTIAN ASLI NATURAL FIBRES	0.6	-	0.6	0.1	-	0.1
HASIL PERHUTANAN FORESTRY PRODUCTS	94.1	11.2	82.9	99.1	6.7	92.4
<b>JUMLAH TOTAL</b>	<b>1,038.3</b>	<b>19.4</b>	<b>1,018.9</b>	<b>999.8</b>	<b>48.7</b>	<b>951.1</b>

Nota/Notes :

<sup>1</sup> Binatang Ternakan/Livestock

<sup>2</sup> Tidak Termasuk Ikan Hiasan/Excluding Ornamental Fish



**JADUAL 23 : PERDAGANGAN LUAR NEGERI BAGI AGROMAKANAN DAN HASIL  
PERTANIAN TERPILIH MENGIKUT NEGARA - PHILIPPINES**  
TABLE 23 : EXTERNAL TRADE FOR AGROFOOD AND SELECTED  
AGRICULTURAL PRODUCTS BY COUNTRIES - PHILIPPINES

KATEGORI CATEGORY	2020			RM JUTA/MILLION 2021		
	EXPORT/ EXPORTS	IMPORT IMPORTS	IMBANGAN DAGANGAN/ BALANCE OF TRADE	EXPORT/ EXPORTS	IMPORT IMPORTS	IMBANGAN DAGANGAN/ BALANCE OF TRADE
<b>JUMLAH AGROMAKANAN TOTAL OF AGROFOOD</b>	<b>1,176.7</b>	<b>440.4</b>	<b>736.2</b>	<b>1,440.9</b>	<b>492.9</b>	<b>948.0</b>
<b>TERNAKAN LIVESTOCK</b>	<b>45.8</b>	<b>2.4</b>	<b>43.4</b>	<b>51.0</b>	<b>4.8</b>	<b>46.2</b>
BINATANG HIDUP <sup>1</sup> LIVE ANIMALS <sup>1</sup>	-	-	-	-	-	-
DAGING DAN SEDIAAN DAGING MEAT AND MEAT PREPARATIONS	1.7	0.1	1.6	1.7	0.2	1.6
HASIL TENUSU DAIRY PRODUCTS	41.1	2.4	38.7	48.0	4.7	43.4
TELUR UNGGAS POULTRY EGGS	3.1	-	3.1	1.2	-	1.2
<b>PERIKANAN FISHERIES</b>	<b>30.3</b>	<b>13.4</b>	<b>16.8</b>	<b>29.0</b>	<b>16.2</b>	<b>12.7</b>
IKAN, KRUSTASEA, MOLUSKA DAN SEDIAAN <sup>2</sup> FISH, CRUSTACEANS, MOLLUSCS AND PREPARATIONS <sup>2</sup>	30.3	13.4	16.8	29.0	16.2	12.7
<b>TANAMAN FOOD CROPS</b>	<b>373.7</b>	<b>164.2</b>	<b>209.4</b>	<b>483.1</b>	<b>179.1</b>	<b>304.1</b>
BIJIRIN DAN SEDIAAN BIJIRIN CEREALS AND CEREAL PREPARATIONS	66.7	35.5	31.2	111.1	46.6	64.5
SAYUR-SAYURAN VEGETABLES	0.7	0.6	0.1	0.4	0.2	0.2
BUAH-BUAHAN FRUITS	1.1	73.1	(72.1)	1.0	69.7	(68.7)
GULA, SEDIAAN GULA DAN MADU SUGARS, SUGAR PREPARATIONS AND HONEY	54.8	14.2	40.6	59.8	14.1	45.8
KOPI, KOKO, TEH, REMPAH DAN KELUARAN COFFEE, COCOA, TEA, SPICES AND MANUFACTURES	250.4	40.8	209.6	310.7	48.5	262.2
<b>LAIN-LAIN OTHERS</b>	<b>726.9</b>	<b>260.3</b>	<b>466.5</b>	<b>877.8</b>	<b>292.8</b>	<b>585.0</b>
BAHAN MAKANAN UNTUK TERNAKAN FEEDING STUFF FOR ANIMALS	22.5	2.4	20.1	71.3	3.1	68.2
KELUARAN DAN SEDIAAN MAKANAN LAIN MISCELLANEOUS EDIBLE PRODUCTS AND PREPARATIONS	704.4	258.0	446.4	806.5	289.7	516.8
<b>JUMLAH KEPERLUAN PERTANIAN TOTAL OF AGRICULTURAL INPUTS</b>	<b>514.0</b>	<b>8.4</b>	<b>505.5</b>	<b>700.8</b>	<b>4.2</b>	<b>696.6</b>
BAJA FERTILIZERS	372.0	4.7	367.3	535.2	1.0	534.2
UBAT-UBATAN VETERINAR VETERINARY MEDICAMENTS	0.7	-	0.7	1.3	-	1.3

**JADUAL 23 : PERDAGANGAN LUAR NEGERI BAGI AGROMAKANAN DAN HASIL  
PERTANIAN TERPILIH MENGIKUT NEGARA - PHILIPPINES**  
TABLE 23 : EXTERNAL TRADE FOR AGROFOOD AND SELECTED  
AGRICULTURAL PRODUCTS BY COUNTRIES - PHILIPPINES

KATEGORI CATEGORY	2020			RM JUTA/MILLION 2021		
	EXPORT/ EXPORTS	IMPORT IMPORTS	IMBANGAN DAGANGAN/ BALANCE OF TRADE	EXPORT/ EXPORTS	IMPORT IMPORTS	IMBANGAN DAGANGAN/ BALANCE OF TRADE
UBAT PEMBUNUH KUMAN, UBAT SERANGGA DSB. DISINFECTANTS, INSECTICIDES, FUNGICIDES, WEED KILLERS AND ANTI-SPROUTING PRODUCTS, ETC.	76.4	2.2	74.3	81.8	1.6	80.2
JENTERA PERTANIAN (TERMASUK TRAKTOR) DAN ALAT GANTI AGRICULTURAL MACHINERY (INCLUDING TRACTORS) AND PARTS	64.8	1.6	63.2	82.5	1.6	81.0
<b>JUMLAH KELUARAN PERTANIAN LAIN TOTAL OF OTHER AGRICULTURAL PRODUCTS</b>	<b>2,761.7</b>	<b>988.0</b>	<b>1,773.7</b>	<b>3,586.4</b>	<b>1,392.1</b>	<b>2,194.3</b>
BINATANG HIDUP (BUKAN BINATANG TERNAKAN) LIVE ANIMALS (NON LIVESTOCK)	0.0	0.0	0.0	-	0.0	(0.0)
IKAN HIASAN ORNAMENTAL FISH	1.5	0.2	1.3	1.9	0.1	1.7
RUMPAI LAUT SEAWEED	0.1	1.7	(1.6)	0.1	1.5	(1.4)
LAIN-LAIN PRODUK IKAN OTHER FISH PRODUCTS	-	9.3	(9.3)	-	2.9	(2.9)
MINUMAN DAN TEMBAKAU BEVERAGES AND TOBACCO	49.8	141.8	(91.9)	51.1	130.7	(79.6)
MINYAK KELAPA SAWIT PALM OIL	1,918.4	29.4	1,889.0	2,449.8	65.8	2,383.9
MINYAK ISIRUNG KELAPA SAWIT PALM KERNEL OIL	45.9	5.0	40.9	146.1	18.6	127.5
BUNGA-BUNGAAN FLORICULTURE	0.3	-	0.3	0.1	-	0.1
BAHAN TANAMAN UNTUK PEMBIAKAN SEEDS AND BUDS FOR SOWING	1.0	3.0	(2.0)	0.9	1.1	(0.2)
LEMAK HAIWAN DAN SAYURAN/LAIN-LAIN BIJI-BIJI MINYAK ANIMAL AND VEGETABLE FATS/OTHER OIL SEEDS	325.6	351.0	(25.4)	375.6	509.6	(134.0)
GETAH ASLI DAN SUSU GETAH NATURAL RUBBER AND NATURAL GUMS IN PRIMARY FORMS	0.2	435.9	(435.7)	0.4	642.2	(641.7)
KULIT DAN BULU BINATANG HIDES AND SKIN	-	-	-	0.1	-	0.1
GENTIAN ASLI NATURAL FIBRES	2.0	0.3	1.7	3.2	2.3	0.9
HASIL PERHUTANAN FORESTRY PRODUCTS	416.8	10.3	406.5	557.0	17.3	539.8
<b>JUMLAH TOTAL</b>	<b>4,452.3</b>	<b>1,436.8</b>	<b>3,015.5</b>	<b>5,728.1</b>	<b>1,889.3</b>	<b>3,838.9</b>

Nota/Notes:

<sup>1</sup> Binatang Ternakan/Livestock

<sup>2</sup> Tidak Termasuk Ikan Hiasan/Excluding Ornamental Fish

**JADUAL 23 : PERDAGANGAN LUAR NEGERI BAGI AGROMAKANAN DAN HASIL  
PERTANIAN TERPILIH MENGIKUT NEGARA - PHILIPPINES**  
TABLE 23 : EXTERNAL TRADE FOR AGROFOOD AND SELECTED  
AGRICULTURAL PRODUCTS BY COUNTRIES - PHILIPPINES

KATEGORI CATEGORY	2022			RM JUTA/MILLION 2023		
	EXPORT/ EXPORTS	IMPORT IMPORTS	IMBANGAN DAGANGAN/ BALANCE OF TRADE	EXPORT/ EXPORTS	IMPORT IMPORTS	IMBANGAN DAGANGAN/ BALANCE OF TRADE
<b>JUMLAH AGROMAKANAN</b> <b>TOTAL OF AGROFOOD</b>	<b>1,956.9</b>	<b>457.7</b>	<b>1,499.2</b>	<b>2,055.5</b>	<b>450.2</b>	<b>1,605.2</b>
<b>TERNAKAN</b> <b>LIVESTOCK</b>	<b>46.2</b>	<b>0.1</b>	<b>46.1</b>	<b>54.5</b>	<b>0.0</b>	<b>54.4</b>
BINATANG HIDUP <sup>1</sup> LIVE ANIMALS <sup>1</sup>	-	-	-	-	-	-
DAGING DAN SEDIAAN DAGING MEAT AND MEAT PREPARATIONS	3.2	0.1	3.1	2.9	0.0	2.8
HASIL TENUSU DAIRY PRODUCTS	41.5	0.0	41.5	51.5	0.0	51.5
TELUR UNGGAS POULTRY EGGS	1.5	-	1.5	0.1	-	0.1
<b>PERIKANAN</b> <b>FISHERIES</b>	<b>27.6</b>	<b>19.3</b>	<b>8.4</b>	<b>34.8</b>	<b>17.9</b>	<b>16.9</b>
IKAN, KRUSTASEA, MOLUSKA DAN SEDIAAN <sup>2</sup> FISH, CRUSTACEANS, MOLLUSCS AND PREPARATIONS <sup>2</sup>	27.6	19.3	8.4	34.8	17.9	16.9
<b>TANAMAN</b> <b>FOOD CROPS</b>	<b>739.9</b>	<b>171.5</b>	<b>568.5</b>	<b>885.5</b>	<b>176.5</b>	<b>709.0</b>
BIJIRIN DAN SEDIAAN BIJIRIN CEREALS AND CEREAL PREPARATIONS	179.4	51.7	127.7	212.4	43.7	168.7
SAYUR-SAYURAN VEGETABLES	3.9	0.2	3.7	4.4	0.3	4.1
BUAH-BUAHAN FRUITS	1.1	60.0	(58.9)	4.9	59.4	(54.5)
GULA, SEDIAAN GULA DAN MADU SUGARS, SUGAR PREPARATIONS AND HONEY	110.0	26.0	84.0	218.7	29.5	189.2
KOPI, KOKO, TEH, REMPAH DAN KELUARAN COFFEE, COCOA, TEA, SPICES AND MANUFACTURES	445.5	33.5	412.0	445.2	43.7	401.5
<b>LAIN-LAIN</b> <b>OTHERS</b>	<b>1,143.2</b>	<b>266.9</b>	<b>876.3</b>	<b>1,080.7</b>	<b>255.9</b>	<b>824.9</b>
BAHAN MAKANAN UNTUK TERNAKAN FEEDING STUFF FOR ANIMALS	82.1	1.4	80.7	85.9	2.1	83.9
KELUARAN DAN SEDIAAN MAKANAN LAIN MISCELLANEOUS EDIBLE PRODUCTS AND PREPARATIONS	1,061.1	265.5	795.5	994.8	253.8	741.0
<b>JUMLAH KEPERLUAN PERTANIAN</b> <b>TOTAL OF AGRICULTURAL INPUTS</b>	<b>740.1</b>	<b>4.4</b>	<b>735.7</b>	<b>609.4</b>	<b>6.0</b>	<b>603.4</b>
BAJA FERTILIZERS	560.7	2.0	558.6	457.0	2.9	454.1
UBAT-UBATAN VETERINAR VETERINARY MEDICAMENTS	0.6	-	0.6	0.0	-	0.0

**JADUAL 23 : PERDAGANGAN LUAR NEGERI BAGI AGROMAKANAN DAN HASIL  
PERTANIAN TERPILIH MENGIKUT NEGARA - PHILIPPINES**  
TABLE 23 : EXTERNAL TRADE FOR AGROFOOD AND SELECTED  
AGRICULTURAL PRODUCTS BY COUNTRIES - PHILIPPINES

KATEGORI CATEGORY	2022			RM JUTA/MILLION 2023		
	EXPORT/ EXPORTS	IMPORT IMPORTS	IMBANGAN DAGANGAN/ BALANCE OF TRADE	EXPORT/ EXPORTS	IMPORT IMPORTS	IMBANGAN DAGANGAN/ BALANCE OF TRADE
UBAT PEMBUNUH KUMAN, UBAT SERANGGA DSB. DISINFECTANTS, INSECTICIDES, FUNGICIDES, WEED KILLERS AND ANTI-SPROUTING PRODUCTS, ETC.	88.9	1.4	87.5	78.7	1.1	77.6
JENTERA PERTANIAN (TERMASUK TRAKTOR) DAN ALAT GANTI AGRICULTURAL MACHINERY (INCLUDING TRACTORS) AND PARTS	89.9	1.0	88.9	73.7	2.0	71.7
<b>JUMLAH KELUARAN PERTANIAN LAIN TOTAL OF OTHER AGRICULTURAL PRODUCTS</b>	<b>5,036.1</b>	<b>1,634.6</b>	<b>3,401.5</b>	<b>2,749.1</b>	<b>822.6</b>	<b>1,926.6</b>
BINATANG HIDUP (BUKAN BINATANG TERNAKAN) LIVE ANIMALS (NON LIVESTOCK)	0.1	0.0	0.0	0.0	0.1	(0.0)
IKAN HIASAN ORNAMENTAL FISH	1.5	0.1	1.3	1.3	0.1	1.2
RUMPAI LAUT SEAWEED	0.3	2.8	(2.5)	0.4	2.8	(2.3)
LAIN-LAIN PRODUK IKAN OTHER FISH PRODUCTS	0.1	-	0.1	-	0.0	(0.0)
MINUMAN DAN TEMBAKAU BEVERAGES AND TOBACCO	54.9	147.5	(92.6)	48.9	214.6	(165.7)
MINYAK KELAPA SAWIT PALM OIL	3,580.6	24.8	3,555.8	1,747.4	-	1,747.4
MINYAK ISIRUNG KELAPA SAWIT PALM KERNEL OIL	244.1	26.8	217.2	107.0	1.0	106.0
BUNGA-BUNGAAN FLORICULTURE	0.0	-	0.0	0.2	-	0.2
BAHAN TANAMAN UNTUK PEMBIAKAN SEEDS AND BUDS FOR SOWING	0.8	7.1	(6.4)	1.5	0.2	1.3
LEMAK HAIWAN DAN SAYURAN/LAIN-LAIN BIJI-BIJI MINYAK ANIMAL AND VEGETABLE FATS/OTHER OIL SEEDS	634.9	780.0	(145.1)	358.8	230.2	128.6
GETAH ASLI DAN SUSU GETAH NATURAL RUBBER AND NATURAL GUMS IN PRIMARY FORMS	0.8	622.9	(622.1)	0.3	349.6	(349.3)
KULIT DAN BULU BINATANG HIDES AND SKIN	0.5	1.2	(0.7)	-	3.3	(3.3)
GENTIAN ASLI NATURAL FIBRES	2.5	0.4	2.2	2.2	0.4	1.8
HASIL PERHUTANAN FORESTRY PRODUCTS	515.2	21.0	494.2	481.0	20.3	460.7
<b>JUMLAH TOTAL</b>	<b>7,733.1</b>	<b>2,096.7</b>	<b>5,636.4</b>	<b>5,414.0</b>	<b>1,278.8</b>	<b>4,135.2</b>

Nota/Notes :

<sup>1</sup> Binatang Ternakan/Livestock

<sup>2</sup> Tidak Termasuk Ikan Hiasan/Excluding Ornamental Fish

**JADUAL 24 : PERDAGANGAN LUAR NEGERI BAGI AGROMAKANAN DAN HASIL  
PERTANIAN TERPILIH MENGIKUT NEGARA - MYANMAR**  
TABLE 24 : EXTERNAL TRADE FOR AGROFOOD AND SELECTED  
AGRICULTURAL PRODUCTS BY COUNTRIES - MYANMAR

KATEGORI CATEGORY	2020			RM JUTA/MILLION 2021		
	EXPORT/ EXPORTS	IMPORT IMPORTS	IMBANGAN DAGANGAN/ BALANCE OF TRADE	EXPORT/ EXPORTS	IMPORT IMPORTS	IMBANGAN DAGANGAN/ BALANCE OF TRADE
<b>JUMLAH AGROMAKANAN TOTAL OF AGROFOOD</b>	<b>302.1</b>	<b>475.5</b>	<b>(173.4)</b>	<b>303.8</b>	<b>328.4</b>	<b>(24.6)</b>
<b>TERNAKAN LIVESTOCK</b>	<b>14.4</b>	<b>0.1</b>	<b>14.3</b>	<b>12.8</b>	<b>-</b>	<b>12.8</b>
BINATANG HIDUP <sup>1</sup> LIVE ANIMALS <sup>1</sup>	4.9	-	4.9	4.1	-	4.1
DAGING DAN SEDIAAN DAGING MEAT AND MEAT PREPARATIONS	1.0	0.1	0.9	0.7	-	0.7
HASIL TENUSU DAIRY PRODUCTS	7.3	0.0	7.3	7.1	-	7.1
TELUR UNGGAS POULTRY EGGS	1.2	-	1.2	1.0	-	1.0
<b>PERIKANAN FISHERIES</b>	<b>0.8</b>	<b>132.5</b>	<b>(131.7)</b>	<b>1.3</b>	<b>145.6</b>	<b>(144.3)</b>
IKAN, KRUSTASEA, MOLUSKA DAN SEDIAAN <sup>2</sup> FISH, CRUSTACEANS, MOLLUSCS AND PREPARATIONS <sup>2</sup>	0.8	132.5	(131.7)	1.3	145.6	(144.3)
<b>TANAMAN FOOD CROPS</b>	<b>127.1</b>	<b>336.8</b>	<b>(209.7)</b>	<b>141.0</b>	<b>179.0</b>	<b>(38.1)</b>
BIJIRIN DAN SEDIAAN BIJIRIN CEREALS AND CEREAL PREPARATIONS	54.3	170.7	(116.4)	64.2	36.9	27.4
SAYUR-SAYURAN VEGETABLES	0.5	142.5	(142.0)	0.5	119.5	(119.0)
BUAH-BUAHAN FRUITS	0.5	20.2	(19.7)	0.2	18.0	(17.8)
GULA, SEDIAAN GULA DAN MADU SUGARS, SUGAR PREPARATIONS AND HONEY	10.7	0.6	10.1	7.6	0.5	7.1
KOPI, KOKO, TEH, REMPAH DAN KELUARAN COFFEE, COCOA, TEA, SPICES AND MANUFACTURES	61.1	2.8	58.4	68.4	4.2	64.2
<b>LAIN-LAIN OTHERS</b>	<b>159.7</b>	<b>6.0</b>	<b>153.7</b>	<b>148.7</b>	<b>3.7</b>	<b>144.9</b>
BAHAN MAKANAN UNTUK TERNAKAN FEEDING STUFF FOR ANIMALS	19.3	4.4	14.9	29.4	1.3	28.0
KELUARAN DAN SEDIAAN MAKANAN LAIN MISCELLANEOUS EDIBLE PRODUCTS AND PREPARATIONS	140.5	1.7	138.8	119.3	2.4	116.9
<b>JUMLAH KEPERLUAN PERTANIAN TOTAL OF AGRICULTURAL INPUTS</b>	<b>228.2</b>	<b>0.1</b>	<b>228.2</b>	<b>222.4</b>	<b>1.1</b>	<b>221.3</b>
BAJA FERTILIZERS	202.7	-	202.7	211.9	-	211.9
UBAT-UBATAN VETERINAR VETERINARY MEDICAMENTS	0.4	-	0.4	0.1	-	0.1

**JADUAL 24 : PERDAGANGAN LUAR NEGERI BAGI AGROMAKANAN DAN HASIL  
PERTANIAN TERPILIH MENGIKUT NEGARA - MYANMAR**  
TABLE 24 : EXTERNAL TRADE FOR AGROFOOD AND SELECTED  
AGRICULTURAL PRODUCTS BY COUNTRIES - MYANMAR

KATEGORI CATEGORY	2020			RM JUTA/MILLION 2021		
	EXPORT/ EXPORTS	IMPORT IMPORTS	IMBANGAN DAGANGAN/ BALANCE OF TRADE	EXPORT/ EXPORTS	IMPORT IMPORTS	IMBANGAN DAGANGAN/ BALANCE OF TRADE
UBAT PEMBUNUH KUMAN, UBAT SERANGGA DSB. DISINFECTANTS, INSECTICIDES, FUNGICIDES, WEED KILLERS AND ANTI-SPROUTING PRODUCTS, ETC.	7.4	0.1	7.4	5.0	0.7	4.3
JENTERA PERTANIAN (TERMASUK TRAKTOR) DAN ALAT GANTI AGRICULTURAL MACHINERY (INCLUDING TRACTORS) AND PARTS	17.8	-	17.8	5.4	0.4	4.9
<b>JUMLAH KELUARAN PERTANIAN LAIN TOTAL OF OTHER AGRICULTURAL PRODUCTS</b>	<b>192.2</b>	<b>167.1</b>	<b>25.1</b>	<b>149.6</b>	<b>519.8</b>	<b>(370.2)</b>
BINATANG HIDUP (BUKAN BINATANG TERNAKAN) LIVE ANIMALS (NON LIVESTOCK)	-	-	-	-	-	-
IKAN HIASAN ORNAMENTAL FISH	0.0	0.0	(0.0)	0.0	0.0	(0.0)
RUMPAI LAUT SEAWEED	0.1	-	0.1	-	-	-
LAIN-LAIN PRODUK IKAN OTHER FISH PRODUCTS	-	-	-	-	-	-
MINUMAN DAN TEMBAKAU BEVERAGES AND TOBACCO	13.0	0.1	12.9	8.5	0.1	8.4
MINYAK KELAPA SAWIT PALM OIL	122.5	-	122.5	104.1	-	104.1
MINYAK ISIRUNG KELAPA SAWIT PALM KERNEL OIL	1.9	-	1.9	2.4	-	2.4
BUNGA-BUNGAAN FLORICULTURE	-	-	-	-	0.0	(0.0)
BAHAN TANAMAN UNTUK PEMBIAKAN SEEDS AND BUDS FOR SOWING	0.1	1.3	(1.2)	0.0	0.5	(0.5)
LEMAK HAIWAN DAN SAYURAN/LAIN-LAIN BIJI-BIJI MINYAK ANIMAL AND VEGETABLE FATS/OTHER OIL SEEDS	30.2	3.1	27.1	13.1	5.1	7.9
GETAH ASLI DAN SUSU GETAH NATURAL RUBBER AND NATURAL GUMS IN PRIMARY FORMS	0.1	153.4	(153.4)	-	507.8	(507.8)
KULIT DAN BULU BINATANG HIDES AND SKIN	0.1	0.0	0.0	-	-	-
GENTIAN ASLI NATURAL FIBRES	-	-	-	1.3	1.3	(0.0)
HASIL PERHUTANAN FORESTRY PRODUCTS	24.2	9.0	15.2	20.2	4.9	15.3
<b>JUMLAH TOTAL</b>	<b>722.5</b>	<b>642.6</b>	<b>79.8</b>	<b>675.7</b>	<b>849.3</b>	<b>(173.6)</b>

Nota/Notes:

<sup>1</sup> Binatang Ternakan/Livestock

<sup>2</sup> Tidak Termasuk Ikan Hiasan/Excluding Ornamental Fish

**JADUAL 24 : PERDAGANGAN LUAR NEGERI BAGI AGROMAKANAN DAN HASIL  
PERTANIAN TERPILIH MENGIKUT NEGARA - MYANMAR**  
TABLE 24 : EXTERNAL TRADE FOR AGROFOOD AND SELECTED  
AGRICULTURAL PRODUCTS BY COUNTRIES - MYANMAR

KATEGORI CATEGORY	RM JUTA/MILLION					
	2022			2023 (JAN-DIS/JAN-DEC)		
	EXPORT/ EXPORTS	IMPORT IMPORTS	IMBANGAN DAGANGAN/ BALANCE OF TRADE	EXPORT/ EXPORTS	IMPORT IMPORTS	IMBANGAN DAGANGAN/ BALANCE OF TRADE
<b>JUMLAH AGROMAKANAN</b> <b>TOTAL OF AGROFOOD</b>	<b>357.8</b>	<b>388.0</b>	<b>(30.2)</b>	<b>334.5</b>	<b>516.4</b>	<b>(182.0)</b>
<b>TERNAKAN</b> <b>LIVESTOCK</b>	<b>38.5</b>	<b>-</b>	<b>38.5</b>	<b>129.7</b>	<b>-</b>	<b>129.7</b>
BINATANG HIDUP <sup>1</sup> LIVE ANIMALS <sup>1</sup>	2.7	-	2.7	4.3	-	4.3
DAGING DAN SEDIAAN DAGING MEAT AND MEAT PREPARATIONS	0.6	-	0.6	0.2	-	0.2
HASIL TENUSU DAIRY PRODUCTS	34.0	-	34.0	125.1	-	125.1
TELUR UNGGAS POULTRY EGGS	1.3	-	1.3	-	-	-
<b>PERIKANAN</b> <b>FISHERIES</b>	<b>1.4</b>	<b>163.7</b>	<b>(162.3)</b>	<b>0.1</b>	<b>140.9</b>	<b>(140.8)</b>
IKAN, KRUSTASEA, MOLUSKA DAN SEDIAAN <sup>2</sup> FISH, CRUSTACEANS, MOLLUSCS AND PREPARATIONS <sup>2</sup>	1.4	163.7	(162.3)	0.1	140.9	(140.8)
<b>TANAMAN</b> <b>FOOD CROPS</b>	<b>113.2</b>	<b>218.4</b>	<b>(105.2)</b>	<b>59.0</b>	<b>370.4</b>	<b>(311.3)</b>
BIJIRIN DAN SEDIAAN BIJIRIN CEREALS AND CEREAL PREPARATIONS	49.4	7.2	42.2	33.1	118.1	(85.0)
SAYUR-SAYURAN VEGETABLES	1.1	181.6	(180.5)	1.6	224.3	(222.7)
BUAH-BUAHAN FRUITS	0.1	22.6	(22.5)	0.0	22.1	(22.1)
GULA, SEDIAAN GULA DAN MADU SUGARS, SUGAR PREPARATIONS AND HONEY	3.6	0.7	3.0	11.0	0.3	10.7
KOPI, KOKO, TEH, REMPAH DAN KELUARAN COFFEE, COCOA, TEA, SPICES AND MANUFACTURES	59.0	6.4	52.6	13.3	5.5	7.8
<b>LAIN-LAIN</b> <b>OTHERS</b>	<b>204.7</b>	<b>5.9</b>	<b>198.8</b>	<b>145.6</b>	<b>5.2</b>	<b>140.4</b>
BAHAN MAKANAN UNTUK TERNAKAN FEEDING STUFF FOR ANIMALS	40.5	2.7	37.8	21.1	1.1	20.0
KELUARAN DAN SEDIAAN MAKANAN LAIN MISCELLANEOUS EDIBLE PRODUCTS AND PREPARATIONS	164.2	3.2	161.0	124.5	4.1	120.4
<b>JUMLAH KEPERLUAN PERTANIAN</b> <b>TOTAL OF AGRICULTURAL INPUTS</b>	<b>245.6</b>	<b>0.6</b>	<b>245.0</b>	<b>158.3</b>	<b>0.0</b>	<b>158.3</b>
BAJA FERTILIZERS	230.6	0.1	230.5	148.5	0.0	148.5
UBAT-UBATAN VETERINAR VETERINARY MEDICAMENTS	0.2	-	0.2	0.0	-	0.0

**JADUAL 24 : PERDAGANGAN LUAR NEGERI BAGI AGROMAKANAN DAN HASIL  
PERTANIAN TERPILIH MENGIKUT NEGARA - MYANMAR**  
TABLE 24 : EXTERNAL TRADE FOR AGROFOOD AND SELECTED  
AGRICULTURAL PRODUCTS BY COUNTRIES - MYANMAR

KATEGORI CATEGORY	RM JUTA/MILLION					
	2022			2023 (JAN-DIS/JAN-DEC)		
	EXPORT/ EXPORTS	IMPORT IMPORTS	IMBANGAN DAGANGAN/ BALANCE OF TRADE	EXPORT/ EXPORTS	IMPORT IMPORTS	IMBANGAN DAGANGAN/ BALANCE OF TRADE
UBAT PEMBUNUH KUMAN, UBAT SERANGGA DSB. DISINFECTANTS, INSECTICIDES, FUNGICIDES, WEED KILLERS AND ANTI-SPROUTING PRODUCTS, ETC.	9.7	0.5	9.2	6.9	-	6.9
JENTERA PERTANIAN (TERMASUK TRAKTOR) DAN ALAT GANTI AGRICULTURAL MACHINERY (INCLUDING TRACTORS) AND PARTS	5.1	-	5.1	3.0	0.0	2.9
<b>JUMLAH KELUARAN PERTANIAN LAIN TOTAL OF OTHER AGRICULTURAL PRODUCTS</b>	<b>369.1</b>	<b>533.1</b>	<b>(164.0)</b>	<b>304.1</b>	<b>213.1</b>	<b>90.9</b>
BINATANG HIDUP (BUKAN BINATANG TERNAKAN) LIVE ANIMALS (NON LIVESTOCK)	-	-	-	0.0	0.0	(0.0)
IKAN HIASAN ORNAMENTAL FISH	-	0.0	(0.0)	0.0	-	0.0
RUMPAI LAUT SEAWEED	-	-	-	-	-	-
LAIN-LAIN PRODUK IKAN OTHER FISH PRODUCTS	-	-	-	-	-	-
MINUMAN DAN TEMBAKAU BEVERAGES AND TOBACCO	11.4	0.4	11.0	3.7	0.4	3.3
MINYAK KELAPA SAWIT PALM OIL	301.6	-	301.6	241.0	-	241.0
MINYAK ISIRUNG KELAPA SAWIT PALM KERNEL OIL	2.6	-	2.6	1.0	-	1.0
BUNGA-BUNGAAN FLORICULTURE	-	-	-	-	-	-
BAHAN TANAMAN UNTUK PEMBIAKAN SEEDS AND BUDS FOR SOWING	0.4	-	0.4	0.1	-	0.1
LEMAK HAIWAN DAN SAYURAN/LAIN-LAIN BIJI-BIJI MINYAK ANIMAL AND VEGETABLE FATS/OTHER OIL SEEDS	19.1	13.0	6.1	24.8	2.6	22.1
GETAH ASLI DAN SUSU GETAH NATURAL RUBBER AND NATURAL GUMS IN PRIMARY FORMS	-	510.5	(510.5)	0.1	183.7	(183.6)
KULIT DAN BULU BINATANG HIDES AND SKIN	-	0.0	(0.0)	-	0.4	(0.4)
GENTIAN ASLI NATURAL FIBRES	1.5	-	1.5	-	-	-
HASIL PERHUTANAN FORESTRY PRODUCTS	32.6	9.3	23.3	33.4	25.9	7.5
<b>JUMLAH TOTAL</b>	<b>972.5</b>	<b>921.7</b>	<b>50.8</b>	<b>796.8</b>	<b>729.6</b>	<b>67.3</b>

Nota/Notes :

<sup>1</sup> Binatang Ternakan/Livestock

<sup>2</sup> Tidak Termasuk Ikan Hiasan/Excluding Ornamental Fish



**JADUAL 25 : PERDAGANGAN LUAR NEGERI BAGI AGROMAKANAN DAN HASIL  
PERTANIAN TERPILIH MENGIKUT NEGARA - VIETNAM**  
TABLE 25 : EXTERNAL TRADE FOR AGROFOOD AND SELECTED  
AGRICULTURAL PRODUCTS BY COUNTRIES - VIETNAM

KATEGORI CATEGORY	2020			RM JUTA/MILLION 2021		
	EXPORT/ EXPORTS	IMPORT IMPORTS	IMBANGAN DAGANGAN/ BALANCE OF TRADE	EXPORT/ EXPORTS	IMPORT IMPORTS	IMBANGAN DAGANGAN/ BALANCE OF TRADE
<b>JUMLAH AGROMAKANAN</b> <b>TOTAL OF AGROFOOD</b>	<b>1,257.3</b>	<b>2,547.1</b>	<b>(1,289.8)</b>	<b>1,701.0</b>	<b>2,222.6</b>	<b>(521.6)</b>
<b>TERNAKAN</b> <b>LIVESTOCK</b>	<b>28.7</b>	<b>3.3</b>	<b>25.5</b>	<b>33.7</b>	<b>0.6</b>	<b>33.1</b>
BINATANG HIDUP <sup>1</sup> LIVE ANIMALS <sup>1</sup>	5.4	-	5.4	10.0	-	10.0
DAGING DAN SEDIAAN DAGING MEAT AND MEAT PREPARATIONS	8.4	0.1	8.3	5.8	0.6	5.2
HASIL TENUSU DAIRY PRODUCTS	14.9	3.2	11.8	17.9	0.0	17.9
TELUR UNGGAS POULTRY EGGS	-	-	-	-	-	-
<b>PERIKANAN</b> <b>FISHERIES</b>	<b>133.1</b>	<b>598.1</b>	<b>(465.0)</b>	<b>73.3</b>	<b>637.7</b>	<b>(564.4)</b>
IKAN, KRUSTASEA, MOLUSKA DAN SEDIAAN <sup>2</sup> FISH, CRUSTACEANS, MOLLUSCS AND PREPARATIONS <sup>2</sup>	133.1	598.1	(465.0)	73.3	637.7	(564.4)
<b>TANAMAN</b> <b>FOOD CROPS</b>	<b>563.6</b>	<b>1,679.6</b>	<b>(1,116.0)</b>	<b>941.4</b>	<b>1,322.5</b>	<b>(381.1)</b>
BIJIRIN DAN SEDIAAN BIJIRIN CEREALS AND CEREAL PREPARATIONS	87.8	1,055.8	(968.0)	114.9	572.2	(457.4)
SAYUR-SAYURAN VEGETABLES	4.7	72.9	(68.2)	2.6	81.5	(78.9)
BUAH-BUAHAN FRUITS	12.1	102.2	(90.1)	6.0	134.3	(128.3)
GULA, SEDIAAN GULA DAN MADU SUGARS, SUGAR PREPARATIONS AND HONEY	234.0	42.2	191.8	520.1	35.5	484.6
KOPI, KOKO, TEH, REMPAH DAN KELUARAN COFFEE, COCOA, TEA, SPICES AND MANUFACTURES	225.0	406.4	(181.4)	297.8	499.0	(201.2)
<b>LAIN-LAIN</b> <b>OTHERS</b>	<b>531.9</b>	<b>266.2</b>	<b>265.7</b>	<b>652.6</b>	<b>261.7</b>	<b>390.8</b>
BAHAN MAKANAN UNTUK TERNAKAN FEEDING STUFF FOR ANIMALS	112.6	216.0	(103.3)	135.9	192.7	(56.9)
KELUARAN DAN SEDIAAN MAKANAN LAIN MISCELLANEOUS EDIBLE PRODUCTS AND PREPARATIONS	419.3	50.2	369.0	516.7	69.0	447.7
<b>JUMLAH KEPERLUAN PERTANIAN</b> <b>TOTAL OF AGRICULTURAL INPUTS</b>	<b>176.8</b>	<b>87.1</b>	<b>89.8</b>	<b>257.2</b>	<b>154.3</b>	<b>102.9</b>
BAJA FERTILIZERS	51.5	49.3	2.2	125.2	119.3	5.8
UBAT-UBATAN VETERINAR VETERINARY MEDICAMENTS	3.8	0.3	3.4	4.2	0.3	3.9

**JADUAL 25 : PERDAGANGAN LUAR NEGERI BAGI AGROMAKANAN DAN HASIL  
PERTANIAN TERPILIH MENGIKUT NEGARA - VIETNAM**  
TABLE 25 : EXTERNAL TRADE FOR AGROFOOD AND SELECTED  
AGRICULTURAL PRODUCTS BY COUNTRIES - VIETNAM

KATEGORI CATEGORY	2020			2021		
	EXPORT/ EXPORTS	IMPORT IMPORTS	IMBANGAN DAGANGAN/ BALANCE OF TRADE	EXPORT/ EXPORTS	IMPORT IMPORTS	IMBANGAN DAGANGAN/ BALANCE OF TRADE
UBAT PEMBUNUH KUMAN, UBAT SERANGGA DSB. DISINFECTANTS, INSECTICIDES, FUNGICIDES, WEED KILLERS AND ANTI-SPROUTING PRODUCTS, ETC.	46.7	34.2	12.4	60.5	28.0	32.5
JENTERA PERTANIAN (TERMASUK TRAKTOR) DAN ALAT GANTI AGRICULTURAL MACHINERY (INCLUDING TRACTORS) AND PARTS	74.9	3.2	71.7	67.4	6.7	60.7
<b>JUMLAH KELUARAN PERTANIAN LAIN</b> <b>TOTAL OF OTHER AGRICULTURAL PRODUCTS</b>	<b>1,859.8</b>	<b>1,053.9</b>	<b>805.9</b>	<b>2,466.8</b>	<b>1,518.4</b>	<b>948.4</b>
BINATANG HIDUP (BUKAN BINATANG TERNAKAN) LIVE ANIMALS (NON LIVESTOCK)	-	0.2	(0.2)	0.0	0.3	(0.3)
IKAN HIASAN ORNAMENTAL FISH	1.7	0.1	1.6	6.3	0.3	5.9
RUMPAI LAUT SEAWEED	0.1	0.1	(0.1)	0.1	0.4	(0.3)
LAIN-LAIN PRODUK IKAN OTHER FISH PRODUCTS	0.5	2.4	(2.0)	0.2	1.2	(1.0)
MINUMAN DAN TEMBAKAU BEVERAGES AND TOBACCO	104.1	30.8	73.3	96.3	20.9	75.4
MINYAK KELAPA SAWIT PALM OIL	1,100.3	-	1,100.3	1,450.0	9.4	1,440.6
MINYAK ISIRUNG KELAPA SAWIT PALM KERNEL OIL	67.2	75.6	(8.3)	129.8	135.1	(5.3)
BUNGA-BUNGAAN FLORICULTURE	1.8	0.1	1.8	3.9	0.1	3.8
BAHAN TANAMAN UNTUK PEMBIAKAN SEEDS AND BUDS FOR SOWING	0.7	2.8	(2.1)	0.2	2.5	(2.3)
LEMAK HAIWAN DAN SAYURAN/LAIN-LAIN BIJI-BIJI MINYAK ANIMAL AND VEGETABLE FATS/OTHER OIL SEEDS	170.5	111.9	58.6	310.4	150.0	160.4
GETAH ASLI DAN SUSU GETAH NATURAL RUBBER AND NATURAL GUMS IN PRIMARY FORMS	19.6	81.2	(61.6)	14.5	66.9	(52.4)
KULIT DAN BULU BINATANG HIDES AND SKIN	1.4	10.5	(9.1)	0.7	8.6	(7.9)
GENTIAN ASLI NATURAL FIBRES	43.5	125.2	(81.7)	95.0	162.6	(67.6)
HASIL PERHUTANAN FORESTRY PRODUCTS	348.3	612.9	(264.6)	359.4	960.1	(600.8)
<b>JUMLAH</b> <b>TOTAL</b>	<b>3,293.9</b>	<b>3,688.1</b>	<b>(394.2)</b>	<b>4,425.0</b>	<b>3,895.3</b>	<b>529.7</b>

Nota/Notes:

<sup>1</sup> Binatang Ternakan/Livestock

<sup>2</sup> Tidak Termasuk Ikan Hiasan/Excluding Ornamental Fish

**JADUAL 25 : PERDAGANGAN LUAR NEGERI BAGI AGROMAKANAN DAN HASIL  
PERTANIAN TERPILIH MENGIKUT NEGARA - VIETNAM**  
TABLE 25 : EXTERNAL TRADE FOR AGROFOOD AND SELECTED  
AGRICULTURAL PRODUCTS BY COUNTRIES - VIETNAM

KATEGORI CATEGORY	2022			2023		
	EXPORT/ EXPORTS	IMPORT IMPORTS	IMBANGAN DAGANGAN/ BALANCE OF TRADE	EXPORT/ EXPORTS	IMPORT IMPORTS	IMBANGAN DAGANGAN/ BALANCE OF TRADE
<b>JUMLAH AGROMAKANAN</b> <b>TOTAL OF AGROFOOD</b>	<b>1,754.2</b>	<b>3,053.3</b>	<b>(1,299.0)</b>	<b>1,312.0</b>	<b>3,126.5</b>	<b>(1,814.5)</b>
<b>TERNAKAN</b> <b>LIVESTOCK</b>	<b>38.5</b>	<b>3.0</b>	<b>35.5</b>	<b>33.3</b>	<b>10.0</b>	<b>23.3</b>
BINATANG HIDUP <sup>1</sup> LIVE ANIMALS <sup>1</sup>	10.3	-	10.3	13.1	0.0	13.1
DAGING DAN SEDIAAN DAGING MEAT AND MEAT PREPARATIONS	7.2	3.0	4.2	9.3	10.0	(0.7)
HASIL TENUSU DAIRY PRODUCTS	21.0	-	21.0	10.9	0.0	10.9
TELUR UNGGAS POULTRY EGGS	-	-	-	-	0.0	(0.0)
<b>PERIKANAN</b> <b>FISHERIES</b>	<b>94.5</b>	<b>849.0</b>	<b>(754.6)</b>	<b>154.9</b>	<b>758.0</b>	<b>(603.1)</b>
IKAN, KRUSTASEA, MOLUSKA DAN SEDIAAN <sup>2</sup> FISH, CRUSTACEANS, MOLLUSCS AND PREPARATIONS <sup>2</sup>	94.5	849.0	(754.6)	154.9	758.0	(603.1)
<b>TANAMAN</b> <b>FOOD CROPS</b>	<b>780.2</b>	<b>1,850.6</b>	<b>(1,070.4)</b>	<b>414.1</b>	<b>1,925.6</b>	<b>(1,511.6)</b>
BIJIRIN DAN SEDIAAN BIJIRIN CEREALS AND CEREAL PREPARATIONS	171.9	956.4	(784.5)	132.9	1,044.3	(911.5)
SAYUR-SAYURAN VEGETABLES	3.3	71.6	(68.3)	3.4	69.1	(65.7)
BUAH-BUAHAN FRUITS	10.3	168.9	(158.6)	15.6	209.6	(194.0)
GULA, SEDIAAN GULA DAN MADU SUGARS, SUGAR PREPARATIONS AND HONEY	363.7	54.9	308.8	83.1	65.9	17.2
KOPI, KOKO, TEH, REMPAH DAN KELUARAN COFFEE, COCOA, TEA, SPICES AND MANUFACTURES	231.0	598.8	(367.8)	179.2	536.7	(357.5)
<b>LAIN-LAIN</b> <b>OTHERS</b>	<b>841.0</b>	<b>350.6</b>	<b>490.5</b>	<b>709.8</b>	<b>432.8</b>	<b>276.9</b>
BAHAN MAKANAN UNTUK TERNAKAN FEEDING STUFF FOR ANIMALS	109.7	262.5	(152.8)	85.7	364.0	(278.2)
KELUARAN DAN SEDIAAN MAKANAN LAIN MISCELLANEOUS EDIBLE PRODUCTS AND PREPARATIONS	731.4	88.1	643.3	624.0	68.9	555.1
<b>JUMLAH KEPERLUAN PERTANIAN</b> <b>TOTAL OF AGRICULTURAL INPUTS</b>	<b>268.7</b>	<b>590.8</b>	<b>(322.1)</b>	<b>269.2</b>	<b>226.9</b>	<b>42.3</b>
BAJA FERTILIZERS	87.2	537.0	(449.8)	150.2	197.6	(47.4)
UBAT-UBATAN VETERINAR VETERINARY MEDICAMENTS	2.9	0.3	2.6	2.4	-	2.4

**JADUAL 25 : PERDAGANGAN LUAR NEGERI BAGI AGROMAKANAN DAN HASIL  
PERTANIAN TERPILIH MENGIKUT NEGARA - VIETNAM**  
TABLE 25 : EXTERNAL TRADE FOR AGROFOOD AND SELECTED  
AGRICULTURAL PRODUCTS BY COUNTRIES - VIETNAM

KATEGORI CATEGORY	2022			2023		
	EXPORT/ EXPORTS	IMPORT IMPORTS	IMBANGAN DAGANGAN/ BALANCE OF TRADE	EXPORT/ EXPORTS	IMPORT IMPORTS	IMBANGAN DAGANGAN/ BALANCE OF TRADE
UBAT PEMBUNUH KUMAN, UBAT SERANGGA DSB. DISINFECTANTS, INSECTICIDES, FUNGICIDES, WEED KILLERS AND ANTI-SPROUTING PRODUCTS, ETC.	78.0	42.4	35.6	73.4	23.4	50.0
JENTERA PERTANIAN (TERMASUK TRAKTOR) DAN ALAT GANTI AGRICULTURAL MACHINERY (INCLUDING TRACTORS) AND PARTS	100.6	11.0	89.6	43.2	5.8	37.4
<b>JUMLAH KELUARAN PERTANIAN LAIN TOTAL OF OTHER AGRICULTURAL PRODUCTS</b>	<b>2,944.8</b>	<b>2,004.2</b>	<b>940.6</b>	<b>2,852.4</b>	<b>1,885.0</b>	<b>967.4</b>
BINATANG HIDUP (BUKAN BINATANG TERNAKAN) LIVE ANIMALS (NON LIVESTOCK)	0.0	0.2	(0.2)	0.0	0.1	(0.1)
IKAN HIASAN ORNAMENTAL FISH	3.1	2.0	1.1	1.5	0.2	1.4
RUMPAI LAUT SEAWEED	0.1	0.7	(0.7)	0.0	0.1	(0.1)
LAIN-LAIN PRODUK IKAN OTHER FISH PRODUCTS	-	67.4	(67.4)	0.3	104.6	(104.3)
MINUMAN DAN TEMBAKAU BEVERAGES AND TOBACCO	39.9	24.0	15.9	65.7	16.1	49.6
MINYAK KELAPA SAWIT PALM OIL	1,644.9	2.0	1,642.9	1,784.4	-	1,784.4
MINYAK ISIRUNG KELAPA SAWIT PALM KERNEL OIL	246.0	119.4	126.6	109.9	-	109.9
BUNGA-BUNGAAN FLORICULTURE	7.4	0.0	7.4	6.0	0.0	5.9
BAHAN TANAMAN UNTUK PEMBIAKAN SEEDS AND BUDS FOR SOWING	0.2	1.6	(1.4)	0.2	1.6	(1.4)
LEMAK HAIWAN DAN SAYURAN/LAIN-LAIN BIJI-BIJI MINYAK ANIMAL AND VEGETABLE FATS/OTHER OIL SEEDS	276.5	469.6	(193.1)	209.9	407.6	(197.7)
GETAH ASLI DAN SUSU GETAH NATURAL RUBBER AND NATURAL GUMS IN PRIMARY FORMS	3.2	72.7	(69.4)	1.1	59.5	(58.5)
KULIT DAN BULU BINATANG HIDES AND SKIN	2.4	4.3	(1.9)	3.4	14.6	(11.2)
GENTIAN ASLI NATURAL FIBRES	101.4	99.9	1.5	150.5	89.8	60.7
HASIL PERHUTANAN FORESTRY PRODUCTS	619.5	1,140.4	(520.9)	519.6	1,190.7	(671.1)
<b>JUMLAH TOTAL</b>	<b>4,967.8</b>	<b>5,648.3</b>	<b>(680.5)</b>	<b>4,433.7</b>	<b>5,238.4</b>	<b>(804.7)</b>

Nota/Notes :

<sup>1</sup> Binatang Ternakan/Livestock

<sup>2</sup> Tidak Termasuk Ikan Hiasan/Excluding Ornamental Fish

**JADUAL 26 : PERDAGANGAN LUAR NEGERI BAGI AGROMAKANAN DAN HASIL  
PERTANIAN TERPILIH MENGIKUT NEGARA - CAMBODIA**  
TABLE 26 : EXTERNAL TRADE FOR AGROFOOD AND SELECTED  
AGRICULTURAL PRODUCTS BY COUNTRIES - CAMBODIA

KATEGORI CATEGORY	2020			RM JUTA/MILLION 2021		
	EXPORT/ EXPORTS	IMPORT IMPORTS	IMBANGAN DAGANGAN/ BALANCE OF TRADE	EXPORT/ EXPORTS	IMPORT IMPORTS	IMBANGAN DAGANGAN/ BALANCE OF TRADE
<b>JUMLAH AGROMAKANAN</b> <b>TOTAL OF AGROFOOD</b>	<b>76.7</b>	<b>137.6</b>	<b>(61.0)</b>	<b>84.2</b>	<b>129.2</b>	<b>(45.0)</b>
<b>TERNAKAN</b> <b>LIVESTOCK</b>	<b>8.4</b>	<b>-</b>	<b>8.4</b>	<b>6.9</b>	<b>-</b>	<b>6.9</b>
BINATANG HIDUP <sup>1</sup> LIVE ANIMALS <sup>1</sup>	0.1	-	0.1	-	-	-
DAGING DAN SEDIAAN DAGING MEAT AND MEAT PREPARATIONS	6.8	-	6.8	5.8	-	5.8
HASIL TENUSU DAIRY PRODUCTS	1.4	-	1.4	1.1	-	1.1
TELUR UNGGAS POULTRY EGGS	-	-	-	-	-	-
<b>PERIKANAN</b> <b>FISHERIES</b>	<b>1.0</b>	<b>0.0</b>	<b>1.0</b>	<b>0.5</b>	<b>-</b>	<b>0.5</b>
IKAN, KRUSTASEA, MOLUSKA DAN SEDIAAN <sup>2</sup> FISH, CRUSTACEANS, MOLLUSCS AND PREPARATIONS <sup>2</sup>	1.0	0.0	1.0	0.5	-	0.5
<b>TANAMAN</b> <b>FOOD CROPS</b>	<b>44.8</b>	<b>137.5</b>	<b>(92.7)</b>	<b>57.7</b>	<b>129.1</b>	<b>(71.3)</b>
BIJIRIN DAN SEDIAAN BIJIRIN CEREALS AND CEREAL PREPARATIONS	16.5	137.5	(121.0)	35.4	129.0	(93.5)
SAYUR-SAYURAN VEGETABLES	2.9	-	2.9	0.4	-	0.4
BUAH-BUAHAN FRUITS	0.7	0.0	0.7	1.6	-	1.6
GULA, SEDIAAN GULA DAN MADU SUGARS, SUGAR PREPARATIONS AND HONEY	6.6	-	6.6	2.1	-	2.1
KOPI, KOKO, TEH, REMPAH DAN KELUARAN COFFEE, COCOA, TEA, SPICES AND MANUFACTURES	18.0	-	18.0	18.2	0.1	18.1
<b>LAIN-LAIN</b> <b>OTHERS</b>	<b>22.4</b>	<b>0.1</b>	<b>22.3</b>	<b>19.0</b>	<b>0.1</b>	<b>18.9</b>
BAHAN MAKANAN UNTUK TERNAKAN FEEDING STUFF FOR ANIMALS	-	-	-	-	-	-
KELUARAN DAN SEDIAAN MAKANAN LAIN MISCELLANEOUS EDIBLE PRODUCTS AND PREPARATIONS	22.4	0.1	22.3	19.0	0.1	18.9
<b>JUMLAH KEPERLUAN PERTANIAN</b> <b>TOTAL OF AGRICULTURAL INPUTS</b>	<b>18.4</b>	<b>0.0</b>	<b>18.4</b>	<b>16.4</b>	<b>0.2</b>	<b>16.2</b>
BAJA FERTILIZERS	6.3	-	6.3	5.1	-	5.1
UBAT-UBATAN VETERINAR VETERINARY MEDICAMENTS	0.0	-	0.0	0.1	-	0.1

**JADUAL 26 : PERDAGANGAN LUAR NEGERI BAGI AGROMAKANAN DAN HASIL  
PERTANIAN TERPILIH MENGIKUT NEGARA - CAMBODIA**  
TABLE 26 : EXTERNAL TRADE FOR AGROFOOD AND SELECTED  
AGRICULTURAL PRODUCTS BY COUNTRIES - CAMBODIA

KATEGORI CATEGORY	2020			2021		
	EXPORT/ EXPORTS	IMPORT IMPORTS	IMBANGAN DAGANGAN/ BALANCE OF TRADE	EXPORT/ EXPORTS	IMPORT IMPORTS	IMBANGAN DAGANGAN/ BALANCE OF TRADE
UBAT PEMBUNUH KUMAN, UBAT SERANGGA DSB. DISINFECTANTS, INSECTICIDES, FUNGICIDES, WEED KILLERS AND ANTI-SPROUTING PRODUCTS, ETC.	1.5	-	1.5	2.4	-	2.4
JENTERA PERTANIAN (TERMASUK TRAKTOR) DAN ALAT GANTI AGRICULTURAL MACHINERY (INCLUDING TRACTORS) AND PARTS	10.5	0.0	10.5	8.8	0.2	8.6
<b>JUMLAH KELUARAN PERTANIAN LAIN</b> <b>TOTAL OF OTHER AGRICULTURAL PRODUCTS</b>	<b>100.8</b>	<b>40.1</b>	<b>60.8</b>	<b>109.3</b>	<b>35.8</b>	<b>73.5</b>
BINATANG HIDUP (BUKAN BINATANG TERNAKAN) LIVE ANIMALS (NON LIVESTOCK)	-	-	-	-	-	-
IKAN HIASAN ORNAMENTAL FISH	-	-	-	-	-	-
RUMPAI LAUT SEAWEED	-	-	-	-	-	-
LAIN-LAIN PRODUK IKAN OTHER FISH PRODUCTS	-	-	-	-	-	-
MINUMAN DAN TEMBAKAU BEVERAGES AND TOBACCO	51.6	0.3	51.4	47.4	0.0	47.4
MINYAK KELAPA SAWIT PALM OIL	7.1	5.9	1.3	8.5	0.6	7.9
MINYAK ISIRUNG KELAPA SAWIT PALM KERNEL OIL	0.1	4.2	(4.1)	-	4.0	(4.0)
BUNGA-BUNGAAN FLORICULTURE	-	-	-	-	-	-
BAHAN TANAMAN UNTUK PEMBIAKAN SEEDS AND BUDS FOR SOWING	-	7.9	(7.9)	0.0	10.0	(10.0)
LEMAK HAIWAN DAN SAYURAN/LAIN-LAIN BIJI-BIJI MINYAK ANIMAL AND VEGETABLE FATS/OTHER OIL SEEDS	11.9	7.7	4.2	16.0	11.7	4.3
GETAH ASLI DAN SUSU GETAH NATURAL RUBBER AND NATURAL GUMS IN PRIMARY FORMS	1.8	11.6	(9.8)	2.8	8.9	(6.1)
KULIT DAN BULU BINATANG HIDES AND SKIN	-	1.2	(1.2)	-	-	-
GENTIAN ASLI NATURAL FIBRES	14.3	0.3	14.1	11.8	0.2	11.6
HASIL PERHUTANAN FORESTRY PRODUCTS	13.9	0.9	12.9	22.8	0.4	22.5
<b>JUMLAH</b> <b>TOTAL</b>	<b>195.9</b>	<b>177.7</b>	<b>18.1</b>	<b>209.9</b>	<b>165.2</b>	<b>44.7</b>

Nota/Notes:

<sup>1</sup> Binatang Ternakan/Livestock

<sup>2</sup> Tidak Termasuk Ikan Hiasan/Excluding Ornamental Fish

**JADUAL 26 : PERDAGANGAN LUAR NEGERI BAGI AGROMAKANAN DAN HASIL  
PERTANIAN TERPILIH MENGIKUT NEGARA - CAMBODIA**  
TABLE 26 : EXTERNAL TRADE FOR AGROFOOD AND SELECTED  
AGRICULTURAL PRODUCTS BY COUNTRIES - CAMBODIA

KATEGORI CATEGORY	2022			2023		
	EXPORT/ EXPORTS	IMPORT IMPORTS	IMBANGAN DAGANGAN/ BALANCE OF TRADE	EXPORT/ EXPORTS	IMPORT IMPORTS	IMBANGAN DAGANGAN/ BALANCE OF TRADE
<b>JUMLAH AGROMAKANAN</b> <b>TOTAL OF AGROFOOD</b>	<b>124.4</b>	<b>151.8</b>	<b>(27.4)</b>	<b>103.9</b>	<b>178.3</b>	<b>(74.4)</b>
<b>TERNAKAN</b> <b>LIVESTOCK</b>	<b>10.1</b>	<b>-</b>	<b>10.1</b>	<b>11.1</b>	<b>-</b>	<b>11.1</b>
BINATANG HIDUP <sup>1</sup> LIVE ANIMALS <sup>1</sup>	-	-	-	-	-	-
DAGING DAN SEDIAAN DAGING MEAT AND MEAT PREPARATIONS	8.5	-	8.5	9.0	-	9.0
HASIL TENUSU DAIRY PRODUCTS	1.6	-	1.6	2.0	-	2.0
TELUR UNGGAS POULTRY EGGS	-	-	-	-	-	-
<b>PERIKANAN</b> <b>FISHERIES</b>	<b>0.4</b>	<b>0.2</b>	<b>0.2</b>	<b>0.7</b>	<b>-</b>	<b>0.7</b>
IKAN, KRUSTASEA, MOLUSKA DAN SEDIAAN <sup>2</sup> FISH, CRUSTACEANS, MOLLUSCS AND PREPARATIONS <sup>2</sup>	0.4	0.2	0.2	0.7	-	0.7
<b>TANAMAN</b> <b>FOOD CROPS</b>	<b>87.6</b>	<b>151.6</b>	<b>(63.9)</b>	<b>69.0</b>	<b>178.0</b>	<b>(109.0)</b>
BIJIRIN DAN SEDIAAN BIJIRIN CEREALS AND CEREAL PREPARATIONS	46.2	151.2	(105.0)	37.2	177.8	(140.5)
SAYUR-SAYURAN VEGETABLES	0.6	-	0.6	0.7	-	0.7
BUAH-BUAHAN FRUITS	3.9	-	3.9	7.0	0.2	6.8
GULA, SEDIAAN GULA DAN MADU SUGARS, SUGAR PREPARATIONS AND HONEY	8.2	-	8.2	2.3	-	2.3
KOPI, KOKO, TEH, REMPAH DAN KELUARAN COFFEE, COCOA, TEA, SPICES AND MANUFACTURES	28.8	0.4	28.4	21.7	0.1	21.7
<b>LAIN-LAIN</b> <b>OTHERS</b>	<b>26.3</b>	<b>0.0</b>	<b>26.3</b>	<b>23.2</b>	<b>0.3</b>	<b>22.8</b>
BAHAN MAKANAN UNTUK TERNAKAN FEEDING STUFF FOR ANIMALS	0.1	0.0	0.1	0.2	-	0.2
KELUARAN DAN SEDIAAN MAKANAN LAIN MISCELLANEOUS EDIBLE PRODUCTS AND PREPARATIONS	26.2	-	26.2	23.0	0.3	22.7
<b>JUMLAH KEPERLUAN PERTANIAN</b> <b>TOTAL OF AGRICULTURAL INPUTS</b>	<b>12.2</b>	<b>-</b>	<b>12.2</b>	<b>18.2</b>	<b>-</b>	<b>18.2</b>
BAJA FERTILIZERS	5.1	-	5.1	5.4	-	5.4
UBAT-UBATAN VETERINAR VETERINARY MEDICAMENTS	0.1	-	0.1	0.0	-	0.0

**JADUAL 26 : PERDAGANGAN LUAR NEGERI BAGI AGROMAKANAN DAN HASIL  
PERTANIAN TERPILIH MENGIKUT NEGARA - CAMBODIA**  
TABLE 26 : EXTERNAL TRADE FOR AGROFOOD AND SELECTED  
AGRICULTURAL PRODUCTS BY COUNTRIES - CAMBODIA

KATEGORI CATEGORY	2022			2023		
	EXPORT/ EXPORTS	IMPORT IMPORTS	IMBANGAN DAGANGAN/ BALANCE OF TRADE	EXPORT/ EXPORTS	IMPORT IMPORTS	IMBANGAN DAGANGAN/ BALANCE OF TRADE
UBAT PEMBUNUH KUMAN, UBAT SERANGGA DSB. DISINFECTANTS, INSECTICIDES, FUNGICIDES, WEED KILLERS AND ANTI-SPROUTING PRODUCTS, ETC.	4.1	-	4.1	2.7	-	2.7
JENTERA PERTANIAN (TERMASUK TRAKTOR) DAN ALAT GANTI AGRICULTURAL MACHINERY (INCLUDING TRACTORS) AND PARTS	2.9	-	2.9	10.1	-	10.1
<b>JUMLAH KELUARAN PERTANIAN LAIN TOTAL OF OTHER AGRICULTURAL PRODUCTS</b>	<b>120.5</b>	<b>44.0</b>	<b>76.5</b>	<b>87.8</b>	<b>31.3</b>	<b>56.6</b>
BINATANG HIDUP (BUKAN BINATANG TERNAKAN) LIVE ANIMALS (NON LIVESTOCK)	0.0	-	0.0	0.0	0.0	(0.0)
IKAN HIASAN ORNAMENTAL FISH	-	-	-	0.0	-	0.0
RUMPAI LAUT SEAWEED	-	-	-	-	-	-
LAIN-LAIN PRODUK IKAN OTHER FISH PRODUCTS	-	-	-	-	-	-
MINUMAN DAN TEMBAKAU BEVERAGES AND TOBACCO	48.4	0.2	48.2	43.2	0.1	43.2
MINYAK KELAPA SAWIT PALM OIL	11.2	-	11.2	6.6	-	6.6
MINYAK ISIRUNG KELAPA SAWIT PALM KERNEL OIL	0.2	6.1	(5.8)	0.0	-	0.0
BUNGA-BUNGAAN FLORICULTURE	-	-	-	0.0	-	0.0
BAHAN TANAMAN UNTUK PEMBIAKAN SEEDS AND BUDS FOR SOWING	-	12.5	(12.5)	-	11.7	(11.7)
LEMAK HAIWAN DAN SAYURAN/LAIN-LAIN BIJI-BIJI MINYAK ANIMAL AND VEGETABLE FATS/OTHER OIL SEEDS	13.8	18.9	(5.0)	12.1	15.2	(3.0)
GETAH ASLI DAN SUSU GETAH NATURAL RUBBER AND NATURAL GUMS IN PRIMARY FORMS	2.6	6.0	(3.4)	1.8	3.8	(2.0)
KULIT DAN BULU BINATANG HIDES AND SKIN	0.0	-	0.0	-	-	-
GENTIAN ASLI NATURAL FIBRES	5.1	0.2	4.9	1.3	0.4	0.8
HASIL PERHUTANAN FORESTRY PRODUCTS	39.1	0.3	38.8	22.7	0.1	22.6
<b>JUMLAH TOTAL</b>	<b>257.1</b>	<b>195.8</b>	<b>61.3</b>	<b>209.9</b>	<b>209.6</b>	<b>0.3</b>

Nota/Notes :

<sup>1</sup> Binatang Ternakan/Livestock

<sup>2</sup> Tidak Termasuk Ikan Hiasan/Excluding Ornamental Fish



**JADUAL 27 : PERDAGANGAN LUAR NEGERI BAGI AGROMAKANAN DAN HASIL  
PERTANIAN TERPILIH MENGIKUT NEGARA - LAO PDR**  
TABLE 27 : EXTERNAL TRADE FOR AGROFOOD AND SELECTED  
AGRICULTURAL PRODUCTS BY COUNTRIES - LAO PDR

KATEGORI CATEGORY	2020			RM JUTA/MILLION 2021		
	EXPORT/ EXPORTS	IMPORT IMPORTS	IMBANGAN DAGANGAN/ BALANCE OF TRADE	EXPORT/ EXPORTS	IMPORT IMPORTS	IMBANGAN DAGANGAN/ BALANCE OF TRADE
<b>JUMLAH AGROMAKANAN</b> <b>TOTAL OF AGROFOOD</b>	<b>0.3</b>	<b>-</b>	<b>0.3</b>	<b>1.0</b>	<b>0.4</b>	<b>0.6</b>
<b>TERNAKAN</b> <b>LIVESTOCK</b>	-	-	-	-	-	-
BINATANG HIDUP <sup>1</sup> LIVE ANIMALS <sup>1</sup>	-	-	-	-	-	-
DAGING DAN SEDIAAN DAGING MEAT AND MEAT PREPARATIONS	-	-	-	-	-	-
HASIL TENUSU DAIRY PRODUCTS	-	-	-	-	-	-
TELUR UNGGAS POULTRY EGGS	-	-	-	-	-	-
<b>PERIKANAN</b> <b>FISHERIES</b>	-	-	-	-	-	-
IKAN, KRUSTASEA, MOLUSKA DAN SEDIAAN <sup>2</sup> FISH, CRUSTACEANS, MOLLUSCS AND PREPARATIONS <sup>2</sup>	-	-	-	-	-	-
<b>TANAMAN</b> <b>FOOD CROPS</b>	<b>0.1</b>	<b>-</b>	<b>0.1</b>	<b>0.3</b>	<b>0.4</b>	<b>(0.1)</b>
BIJIRIN DAN SEDIAAN BIJIRIN CEREALS AND CEREAL PREPARATIONS	0.1	-	0.1	0.3	-	0.3
SAYUR-SAYURAN VEGETABLES	-	-	-	-	-	-
BUAH-BUAHAN FRUITS	-	-	-	-	-	-
GULA, SEDIAAN GULA DAN MADU SUGARS, SUGAR PREPARATIONS AND HONEY	-	-	-	-	-	-
KOPI, KOKO, TEH, REMPAH DAN KELUARAN COFFEE, COCOA, TEA, SPICES AND MANUFACTURES	-	-	-	-	0.4	(0.4)
<b>LAIN-LAIN</b> <b>OTHERS</b>	<b>0.2</b>	<b>-</b>	<b>0.2</b>	<b>0.7</b>	<b>-</b>	<b>0.7</b>
BAHAN MAKANAN UNTUK TERNAKAN FEEDING STUFF FOR ANIMALS	-	-	-	-	-	-
KELUARAN DAN SEDIAAN MAKANAN LAIN MISCELLANEOUS EDIBLE PRODUCTS AND PREPARATIONS	0.2	-	0.2	0.7	-	0.7
<b>JUMLAH KEPERLUAN PERTANIAN</b> <b>TOTAL OF AGRICULTURAL INPUTS</b>	<b>0.1</b>	<b>13.7</b>	<b>(13.5)</b>	<b>1.6</b>	<b>4.4</b>	<b>(2.9)</b>
BAJA FERTILIZERS	0.0	13.7	(13.6)	-	4.4	(4.4)
UBAT-UBATAN VETERINAR VETERINARY MEDICAMENTS	-	-	-	-	-	-

**JADUAL 27 : PERDAGANGAN LUAR NEGERI BAGI AGROMAKANAN DAN HASIL  
PERTANIAN TERPILIH MENGIKUT NEGARA - LAO PDR**  
TABLE 27 : EXTERNAL TRADE FOR AGROFOOD AND SELECTED  
AGRICULTURAL PRODUCTS BY COUNTRIES - LAO PDR

KATEGORI CATEGORY	2020			RM JUTA/MILLION 2021		
	EXPORT/ EXPORTS	IMPORT IMPORTS	IMBANGAN DAGANGAN/ BALANCE OF TRADE	EXPORT/ EXPORTS	IMPORT IMPORTS	IMBANGAN DAGANGAN/ BALANCE OF TRADE
UBAT PEMBUNUH KUMAN, UBAT SERANGGA DSB. DISINFECTANTS, INSECTICIDES, FUNGICIDES, WEED KILLERS AND ANTI-SPROUTING PRODUCTS, ETC.	-	-	-	-	0.0	(0.0)
JENTERA PERTANIAN (TERMASUK TRAKTOR) DAN ALAT GANTI AGRICULTURAL MACHINERY (INCLUDING TRACTORS) AND PARTS	0.1	-	0.1	1.6	-	1.6
<b>JUMLAH KELUARAN PERTANIAN LAIN</b> <b>TOTAL OF OTHER AGRICULTURAL PRODUCTS</b>	<b>3.7</b>	<b>1.3</b>	<b>2.4</b>	<b>2.0</b>	<b>4.5</b>	<b>(2.5)</b>
BINATANG HIDUP (BUKAN BINATANG TERNAKAN) LIVE ANIMALS (NON LIVESTOCK)	-	-	-	-	-	-
IKAN HIASAN ORNAMENTAL FISH	-	-	-	-	-	-
RUMPAI LAUT SEAWEED	-	-	-	-	-	-
LAIN-LAIN PRODUK IKAN OTHER FISH PRODUCTS	-	-	-	-	-	-
MINUMAN DAN TEMBAKAU BEVERAGES AND TOBACCO	2.9	0.4	2.5	1.2	0.0	1.2
MINYAK KELAPA SAWIT PALM OIL	0.8	-	0.8	0.7	-	0.7
MINYAK ISIRUNG KELAPA SAWIT PALM KERNEL OIL	-	-	-	-	-	-
BUNGA-BUNGAAN FLORICULTURE	-	-	-	-	-	-
BAHAN TANAMAN UNTUK PEMBIAKAN SEEDS AND BUDS FOR SOWING	-	-	-	-	-	-
LEMAK HAIWAN DAN SAYURAN/LAIN-LAIN BIJI-BIJI MINYAK ANIMAL AND VEGETABLE FATS/OTHER OIL SEEDS	-	0.8	(0.8)	-	0.2	(0.2)
GETAH ASLI DAN SUSU GETAH NATURAL RUBBER AND NATURAL GUMS IN PRIMARY FORMS	-	-	-	-	2.2	(2.2)
KULIT DAN BULU BINATANG HIDES AND SKIN	-	-	-	-	-	-
GENTIAN ASLI NATURAL FIBRES	-	-	-	-	-	-
HASIL PERHUTANAN FORESTRY PRODUCTS	0.0	0.2	(0.2)	0.0	2.0	(2.0)
<b>JUMLAH</b> <b>TOTAL</b>	<b>4.2</b>	<b>15.0</b>	<b>(10.8)</b>	<b>4.5</b>	<b>9.3</b>	<b>(4.8)</b>

Nota/Notes:

<sup>1</sup> Binatang Ternakan/Livestock

<sup>2</sup> Tidak Termasuk Ikan Hiasan/Excluding Ornamental Fish

**JADUAL 27 : PERDAGANGAN LUAR NEGERI BAGI AGROMAKANAN DAN HASIL  
PERTANIAN TERPILIH MENGIKUT NEGARA - LAO PDR**  
TABLE 27 : EXTERNAL TRADE FOR AGROFOOD AND SELECTED  
AGRICULTURAL PRODUCTS BY COUNTRIES - LAO PDR

KATEGORI CATEGORY	2022			RM JUTA/MILLION 2023		
	EXPORT/ EXPORTS	IMPORT IMPORTS	IMBANGAN DAGANGAN/ BALANCE OF TRADE	EXPORT/ EXPORTS	IMPORT IMPORTS	IMBANGAN DAGANGAN/ BALANCE OF TRADE
<b>JUMLAH AGROMAKANAN</b> <b>TOTAL OF AGROFOOD</b>	<b>1.3</b>	<b>0.0</b>	<b>1.3</b>	<b>1.3</b>	<b>0.5</b>	<b>0.8</b>
<b>TERNAKAN</b> <b>LIVESTOCK</b>	-	-	-	<b>0.2</b>	-	<b>0.2</b>
BINATANG HIDUP <sup>1</sup> LIVE ANIMALS <sup>1</sup>	-	-	-	-	-	-
DAGING DAN SEDIAAN DAGING MEAT AND MEAT PREPARATIONS	-	-	-	-	-	-
HASIL TENUSU DAIRY PRODUCTS	-	-	-	0.2	-	<b>0.2</b>
TELUR UNGGAS POULTRY EGGS	-	-	-	-	-	-
<b>PERIKANAN</b> <b>FISHERIES</b>	-	-	-	-	-	-
IKAN, KRUSTASEA, MOLUSKA DAN SEDIAAN <sup>2</sup> FISH, CRUSTACEANS, MOLLUSCS AND PREPARATIONS <sup>2</sup>	-	-	-	-	-	-
<b>TANAMAN</b> <b>FOOD CROPS</b>	<b>0.6</b>	<b>0.0</b>	<b>0.6</b>	<b>0.5</b>	<b>0.5</b>	<b>(0.0)</b>
BIJIRIN DAN SEDIAAN BIJIRIN CEREALS AND CEREAL PREPARATIONS	0.6	-	<b>0.6</b>	0.4	-	<b>0.4</b>
SAYUR-SAYURAN VEGETABLES	-	-	-	-	-	-
BUAH-BUAHAN FRUITS	-	-	-	0.0	-	<b>0.0</b>
GULA, SEDIAAN GULA DAN MADU SUGARS, SUGAR PREPARATIONS AND HONEY	0.1	-	<b>0.1</b>	0.0	-	<b>0.0</b>
KOPI, KOKO, TEH, REMPAH DAN KELUARAN COFFEE, COCOA, TEA, SPICES AND MANUFACTURES	0.0	0.0	<b>(0.0)</b>	0.0	0.5	<b>(0.4)</b>
<b>LAIN-LAIN</b> <b>OTHERS</b>	<b>0.7</b>	-	<b>0.7</b>	<b>0.7</b>	-	<b>0.7</b>
BAHAN MAKANAN UNTUK TERNAKAN FEEDING STUFF FOR ANIMALS	-	-	-	-	-	-
KELUARAN DAN SEDIAAN MAKANAN LAIN MISCELLANEOUS EDIBLE PRODUCTS AND PREPARATIONS	0.7	-	<b>0.7</b>	0.7	-	<b>0.7</b>
<b>JUMLAH KEPERLUAN PERTANIAN</b> <b>TOTAL OF AGRICULTURAL INPUTS</b>	<b>6.7</b>	<b>140.7</b>	<b>(134.0)</b>	<b>0.2</b>	<b>57.4</b>	<b>(57.2)</b>
BAJA FERTILIZERS	0.0	140.7	<b>(140.7)</b>	0.1	57.4	<b>(57.3)</b>
UBAT-UBATAN VETERINAR VETERINARY MEDICAMENTS	-	-	-	-	-	-

**JADUAL 27 : PERDAGANGAN LUAR NEGERI BAGI AGROMAKANAN DAN HASIL  
PERTANIAN TERPILIH MENGIKUT NEGARA - LAO PDR**  
TABLE 27 : EXTERNAL TRADE FOR AGROFOOD AND SELECTED  
AGRICULTURAL PRODUCTS BY COUNTRIES - LAO PDR

KATEGORI CATEGORY	2022			2023		
	EXPORT/ EXPORTS	IMPORT IMPORTS	IMBANGAN DAGANGAN/ BALANCE OF TRADE	EXPORT/ EXPORTS	IMPORT IMPORTS	IMBANGAN DAGANGAN/ BALANCE OF TRADE
UBAT PEMBUNUH KUMAN, UBAT SERANGGA DSB. DISINFECTANTS, INSECTICIDES, FUNGICIDES, WEED KILLERS AND ANTI-SPROUTING PRODUCTS, ETC.	-	-	-	-	-	-
JENTERA PERTANIAN (TERMASUK TRAKTOR) DAN ALAT GANTI AGRICULTURAL MACHINERY (INCLUDING TRACTORS) AND PARTS	6.7	-	6.7	0.2	0.0	0.2
<b>JUMLAH KELUARAN PERTANIAN LAIN TOTAL OF OTHER AGRICULTURAL PRODUCTS</b>	<b>2.3</b>	<b>2.4</b>	<b>(0.2)</b>	<b>2.2</b>	<b>3.0</b>	<b>(0.8)</b>
BINATANG HIDUP (BUKAN BINATANG TERNAKAN) LIVE ANIMALS (NON LIVESTOCK)	-	-	-	-	-	-
IKAN HIASAN ORNAMENTAL FISH	-	-	-	-	-	-
RUMPAI LAUT SEAWEED	-	-	-	-	-	-
LAIN-LAIN PRODUK IKAN OTHER FISH PRODUCTS	-	-	-	-	0.0	(0.0)
MINUMAN DAN TEMBAKAU BEVERAGES AND TOBACCO	1.1	0.4	0.7	0.1	1.9	(1.8)
MINYAK KELAPA SAWIT PALM OIL	0.1	-	0.1	-	-	-
MINYAK ISIRUNG KELAPA SAWIT PALM KERNEL OIL	-	-	-	-	-	-
BUNGA-BUNGAAN FLORICULTURE	-	-	-	-	-	-
BAHAN TANAMAN UNTUK PEMBIAKAN SEEDS AND BUDS FOR SOWING	-	-	-	-	-	-
LEMAK HAIWAN DAN SAYURAN/LAIN-LAIN BIJI-BIJI MINYAK ANIMAL AND VEGETABLE FATS/OTHER OIL SEEDS	1.0	-	1.0	2.1	-	2.1
GETAH ASLI DAN SUSU GETAH NATURAL RUBBER AND NATURAL GUMS IN PRIMARY FORMS	-	2.0	(2.0)	-	-	-
KULIT DAN BULU BINATANG HIDES AND SKIN	-	-	-	-	-	-
GENTIAN ASLI NATURAL FIBRES	-	-	-	-	-	-
HASIL PERHUTANAN FORESTRY PRODUCTS	0.1	-	0.1	0.0	1.1	(1.0)
<b>JUMLAH TOTAL</b>	<b>10.3</b>	<b>143.1</b>	<b>(132.8)</b>	<b>3.7</b>	<b>60.8</b>	<b>(57.1)</b>

Nota/Notes :

<sup>1</sup> Binatang Ternakan/Livestock

<sup>2</sup> Tidak Termasuk Ikan Hiasan/Excluding Ornamental Fish

**JADUAL 28 : PERDAGANGAN LUAR NEGERI BAGI AGROMAKANAN DAN HASIL  
PERTANIAN TERPILIH MENGIKUT NEGARA - GERMANY**  
TABLE 28 : EXTERNAL TRADE FOR AGROFOOD AND SELECTED  
AGRICULTURAL PRODUCTS BY COUNTRIES - GERMANY

KATEGORI CATEGORY	2020			RM JUTA/MILLION 2021		
	EXPORT/ EXPORTS	IMPORT IMPORTS	IMBANGAN DAGANGAN/ BALANCE OF TRADE	EXPORT/ EXPORTS	IMPORT IMPORTS	IMBANGAN DAGANGAN/ BALANCE OF TRADE
<b>JUMLAH AGROMAKANAN TOTAL OF AGROFOOD</b>	<b>74.6</b>	<b>656.0</b>	<b>(581.4)</b>	<b>73.1</b>	<b>626.3</b>	<b>(553.2)</b>
<b>TERNAKAN LIVESTOCK</b>	-	306.5	(306.5)	0.3	256.1	(255.8)
BINATANG HIDUP <sup>1</sup> LIVE ANIMALS <sup>1</sup>	-	0.16	(0.2)	-	-	-
DAGING DAN SEDIAAN DAGING MEAT AND MEAT PREPARATIONS	-	106.84	(106.8)	0.28	6.17	(5.9)
HASIL TENUSU DAIRY PRODUCTS	-	195.48	(195.5)	-	247.04	(247.0)
TELUR UNGGAS POULTRY EGGS	-	4.00	(4.0)	-	2.90	(2.9)
<b>PERIKANAN FISHERIES</b>	1.7	2.2	(0.5)	1.9	1.6	0.3
IKAN, KRUSTASEA, MOLUSKA DAN SEDIAAN <sup>2</sup> FISH, CRUSTACEANS, MOLLUSCS AND PREPARATIONS <sup>2</sup>	1.68	2.18	(0.5)	1.89	1.61	0.3
<b>TANAMAN FOOD CROPS</b>	<b>50.5</b>	<b>221.4</b>	<b>(170.9)</b>	<b>50.0</b>	<b>215.2</b>	<b>(165.2)</b>
BIJIRIN DAN SEDIAAN BIJIRIN CEREALS AND CEREAL PREPARATIONS	2.85	48.16	(45.3)	1.02	37.37	(36.4)
SAYUR-SAYURAN VEGETABLES	1.17	132.97	(131.8)	0.85	126.68	(125.8)
BUAH-BUAHAN FRUITS	1.80	2.61	(0.8)	1.96	3.64	(1.7)
GULA, SEDIAAN GULA DAN MADU SUGARS, SUGAR PREPARATIONS AND HONEY	2.95	3.84	(0.9)	4.01	7.19	(3.2)
KOPI, KOKO, TEH, REMPAH DAN KELUARAN COFFEE, COCOA, TEA, SPICES AND MANUFACTURES	41.77	33.82	7.9	42.19	40.36	1.8
<b>LAIN-LAIN OTHERS</b>	<b>22.4</b>	<b>126.0</b>	<b>(103.6)</b>	<b>20.9</b>	<b>153.3</b>	<b>(132.4)</b>
BAHAN MAKANAN UNTUK TERNAKAN FEEDING STUFF FOR ANIMALS	14.89	52.83	(37.9)	12.10	65.72	(53.6)
KELUARAN DAN SEDIAAN MAKANAN LAIN MISCELLANEOUS EDIBLE PRODUCTS AND PREPARATIONS	7.50	73.12	(65.6)	8.82	87.61	(78.8)
<b>JUMLAH KEPERLUAN PERTANIAN TOTAL OF AGRICULTURAL INPUTS</b>	<b>24.8</b>	<b>340.3</b>	<b>(315.5)</b>	<b>30.1</b>	<b>408.9</b>	<b>(378.9)</b>
BAJA FERTILIZERS	-	134.37	(134.4)	0.05	139.53	(139.5)
UBAT-UBATAN VETERINAR VETERINARY MEDICAMENTS	-	19.54	(19.5)	-	21.83	(21.8)

**JADUAL 28 : PERDAGANGAN LUAR NEGERI BAGI AGROMAKANAN DAN HASIL  
PERTANIAN TERPILIH MENGIKUT NEGARA - GERMANY**  
TABLE 28 : EXTERNAL TRADE FOR AGROFOOD AND SELECTED  
AGRICULTURAL PRODUCTS BY COUNTRIES - GERMANY

KATEGORI CATEGORY	2020			RM JUTA/MILLION 2021		
	EXPORT/ EXPORTS	IMPORT IMPORTS	IMBANGAN DAGANGAN/ BALANCE OF TRADE	EXPORT/ EXPORTS	IMPORT IMPORTS	IMBANGAN DAGANGAN/ BALANCE OF TRADE
UBAT PEMBUNUH KUMAN, UBAT SERANGGA DSB. DISINFECTANTS, INSECTICIDES, FUNGICIDES, WEED KILLERS AND ANTI-SPROUTING PRODUCTS, ETC.	0.48	71.81	(71.3)	0.47	97.08	(96.6)
JENTERA PERTANIAN (TERMASUK TRAKTOR) DAN ALAT GANTI AGRICULTURAL MACHINERY (INCLUDING TRACTORS) AND PARTS	24.31	114.61	(90.3)	29.54	150.48	(120.9)
<b>JUMLAH KELUARAN PERTANIAN LAIN TOTAL OF OTHER AGRICULTURAL PRODUCTS</b>	<b>708.3</b>	<b>514.3</b>	<b>194.0</b>	<b>842.4</b>	<b>551.7</b>	<b>290.7</b>
BINATANG HIDUP (BUKAN BINATANG TERNAKAN) LIVE ANIMALS (NON LIVESTOCK)	0.33	0.10	0.2	0.16	0.13	0.0
IKAN HIASAN ORNAMENTAL FISH	0.48	-	0.5	0.44	-	0.4
RUMPAI LAUT SEAWEED	-	0.68	(0.7)	-	1.16	(1.2)
LAIN-LAIN PRODUK IKAN OTHER FISH PRODUCTS	-	0.01	(0.0)	-	0.01	(0.0)
MINUMAN DAN TEMBAKAU BEVERAGES AND TOBACCO	0.86	13.41	(12.5)	0.35	15.44	(15.1)
MINYAK KELAPA SAWIT PALM OIL	27.88	-	27.9	102.35	-	102.4
MINYAK ISIRUNG KELAPA SAWIT PALM KERNEL OIL	15.85	-	15.8	21.91	-	21.9
BUNGA-BUNGAAN FLORICULTURE	0.06	0.01	0.0	-	-	-
BAHAN TANAMAN UNTUK PEMBIAKAN SEEDS AND BUDS FOR SOWING	0.07	0.14	(0.1)	0.01	0.01	(0.0)
LEMAK HAIWAN DAN SAYURAN/LAIN-LAIN BIJI-BIJI MINYAK ANIMAL AND VEGETABLE FATS/OTHER OIL SEEDS	68.27	122.76	(54.5)	91.59	137.73	(46.1)
GETAH ASLI DAN SUSU GETAH NATURAL RUBBER AND NATURAL GUMS IN PRIMARY FORMS	339.87	0.39	339.5	201.15	-	201.1
KULIT DAN BULU BINATANG HIDES AND SKIN	7.18	2.44	4.7	1.08	6.01	(4.9)
GENTIAN ASLI NATURAL FIBRES	139.75	0.28	139.5	312.90	0.22	312.7
HASIL PERHUTANAN FORESTRY PRODUCTS	107.68	374.10	(266.4)	110.45	390.98	(280.5)
<b>JUMLAH TOTAL</b>	<b>807.7</b>	<b>1,510.7</b>	<b>(703.0)</b>	<b>945.6</b>	<b>1,586.9</b>	<b>(641.3)</b>

Nota/Notes:

<sup>1</sup> Binatang Ternakan/Livestock

<sup>2</sup> Tidak Termasuk Ikan Hiasan/Excluding Ornamental Fish

**JADUAL 28 : PERDAGANGAN LUAR NEGERI BAGI AGROMAKANAN DAN HASIL  
PERTANIAN TERPILIH MENGIKUT NEGARA - GERMANY**  
TABLE 28 : EXTERNAL TRADE FOR AGROFOOD AND SELECTED  
AGRICULTURAL PRODUCTS BY COUNTRIES - GERMANY

KATEGORI CATEGORY	RM JUTA/MILLION					
	2022 EXPORT/ EXPORTS	2022 IMPORT IMPORTS	2022 IMBANGAN DAGANGAN/ BALANCE OF TRADE	2023 EXPORT/ EXPORTS	2023 IMPORT IMPORTS	2023 IMBANGAN DAGANGAN/ BALANCE OF TRADE
<b>JUMLAH AGROMAKANAN</b> <b>TOTAL OF AGROFOOD</b>	<b>93.4</b>	<b>837.9</b>	<b>(744.5)</b>	<b>160.4</b>	<b>948.0</b>	<b>(787.6)</b>
<b>TERNAKAN</b> <b>LIVESTOCK</b>	<b>0.4</b>	<b>318.7</b>	<b>(318.3)</b>	<b>2.5</b>	<b>322.0</b>	<b>(319.5)</b>
BINATANG HIDUP <sup>1</sup> LIVE ANIMALS <sup>1</sup>	-	-	-	-	0.0	(0.0)
DAGING DAN SEDIAAN DAGING MEAT AND MEAT PREPARATIONS	0.39	4.84	(4.5)	2.5	3.8	(1.2)
HASIL TENUSU DAIRY PRODUCTS	-	307.47	(307.5)	-	312.6	(312.6)
TELUR UNGGAS POULTRY EGGS	-	6.37	(6.4)	-	5.7	(5.7)
<b>PERIKANAN</b> <b>FISHERIES</b>	<b>2.9</b>	<b>3.0</b>	<b>(0.1)</b>	<b>2.1</b>	<b>1.5</b>	<b>0.6</b>
IKAN, KRUSTASEA, MOLUSKA DAN SEDIAAN <sup>2</sup> FISH, CRUSTACEANS, MOLLUSCS AND PREPARATIONS <sup>2</sup>	2.86	2.97	(0.1)	2.1	1.5	0.6
<b>TANAMAN</b> <b>FOOD CROPS</b>	<b>79.7</b>	<b>326.4</b>	<b>(246.7)</b>	<b>133.2</b>	<b>399.8</b>	<b>(266.7)</b>
BIJIRIN DAN SEDIAAN BIJIRIN CEREALS AND CEREAL PREPARATIONS	0.60	74.76	(74.2)	1.3	43.0	(41.7)
SAYUR-SAYURAN VEGETABLES	2.14	185.18	(183.0)	0.2	270.7	(270.6)
BUAH-BUAHAN FRUITS	0.51	3.82	(3.3)	1.8	3.1	(1.3)
GULA, SEDIAAN GULA DAN MADU SUGARS, SUGAR PREPARATIONS AND HONEY	2.8	5.53	(2.7)	3.7	6.3	(2.6)
KOPI, KOKO, TEH, REMPAH DAN KELUARAN COFFEE, COCOA, TEA, SPICES AND MANUFACTURES	73.62	57.08	16.5	126.1	76.7	49.4
<b>LAIN-LAIN</b> <b>OTHERS</b>	<b>10.5</b>	<b>189.9</b>	<b>(179.4)</b>	<b>22.6</b>	<b>224.6</b>	<b>(202.0)</b>
BAHAN MAKANAN UNTUK TERNAKAN FEEDING STUFF FOR ANIMALS	1.16	66.89	(65.7)	13.4	70.5	(57.0)
KELUARAN DAN SEDIAAN MAKANAN LAIN MISCELLANEOUS EDIBLE PRODUCTS AND PREPARATIONS	9.29	122.98	(113.7)	9.1	154.1	(145.0)
<b>JUMLAH KEPERLUAN PERTANIAN</b> <b>TOTAL OF AGRICULTURAL INPUTS</b>	<b>32.9</b>	<b>946.4</b>	<b>(913.5)</b>	<b>18.4</b>	<b>609.2</b>	<b>(590.9)</b>
BAJA FERTILIZERS	0.02	559.91	(559.9)	0.0	98.9	(98.9)
UBAT-UBATAN VETERINAR VETERINARY MEDICAMENTS	-	173.71	(173.7)	0.0	296.9	(296.9)

**JADUAL 28 : PERDAGANGAN LUAR NEGERI BAGI AGROMAKANAN DAN HASIL  
PERTANIAN TERPILIH MENGIKUT NEGARA - GERMANY**  
TABLE 28 : EXTERNAL TRADE FOR AGROFOOD AND SELECTED  
AGRICULTURAL PRODUCTS BY COUNTRIES - GERMANY

KATEGORI CATEGORY	2022			2023		
	EXPORT/ EXPORTS	IMPORT IMPORTS	IMBANGAN DAGANGAN/ BALANCE OF TRADE	EXPORT/ EXPORTS	IMPORT IMPORTS	IMBANGAN DAGANGAN/ BALANCE OF TRADE
UBAT PEMBUNUH KUMAN, UBAT SERANGGA DSB. DISINFECTANTS, INSECTICIDES, FUNGICIDES, WEED KILLERS AND ANTI-SPROUTING PRODUCTS, ETC.	0.67	97.47	(96.8)	0.2	78.5	(78.3)
JENTERA PERTANIAN (TERMASUK TRAKTOR) DAN ALAT GANTI AGRICULTURAL MACHINERY (INCLUDING TRACTORS) AND PARTS	32.21	115.27	(83.1)	18.2	134.9	(116.7)
<b>JUMLAH KELUARAN PERTANIAN LAIN TOTAL OF OTHER AGRICULTURAL PRODUCTS</b>	<b>800.1</b>	<b>490.0</b>	<b>310.1</b>	<b>806.2</b>	<b>561.7</b>	<b>244.6</b>
BINATANG HIDUP (BUKAN BINATANG TERNAKAN) LIVE ANIMALS (NON LIVESTOCK)	0.31	0.33	(0.0)	0.2	0.1	0.0
IKAN HIASAN ORNAMENTAL FISH	0.41	-	0.4	0.3	-	0.3
RUMPAI LAUT SEAWEED	-	0.05	(0.0)	-	0.8	(0.8)
LAIN-LAIN PRODUK IKAN OTHER FISH PRODUCTS	-	0.01	(0.0)	-	0.2	(0.2)
MINUMAN DAN TEMBAKAU BEVERAGES AND TOBACCO	0.45	18.83	(18.4)	1.1	25.4	(24.3)
MINYAK KELAPA SAWIT PALM OIL	183.03	0.00	183.0	161.2	0.0	161.2
MINYAK ISIRUNG KELAPA SAWIT PALM KERNEL OIL	16.68	-	16.7	1.7	0.6	1.2
BUNGA-BUNGAAN FLORICULTURE	0.00	0.00	0.0	0.0	0.0	0.0
BAHAN TANAMAN UNTUK PEMBIAKAN SEEDS AND BUDS FOR SOWING	-	0.01	(0.0)	0.0	0.1	(0.1)
LEMAK HAIWAN DAN SAYURAN/LAIN-LAIN BIJI-BIJI MINYAK ANIMAL AND VEGETABLE FATS/OTHER OIL SEEDS	66.43	126.16	(59.7)	69.2	177.3	(108.1)
GETAH ASLI DAN SUSU GETAH NATURAL RUBBER AND NATURAL GUMS IN PRIMARY FORMS	191.01	0.91	190.1	358.1	-	358.1
KULIT DAN BULU BINATANG HIDES AND SKIN	0.16	0.22	(0.1)	0.3	0.4	(0.1)
GENTIAN ASLI NATURAL FIBRES	192.84	0.57	192.3	131.0	0.0	131.0
HASIL PERHUTANAN FORESTRY PRODUCTS	148.79	342.96	(194.2)	82.9	356.6	(273.7)
<b>JUMLAH TOTAL</b>	<b>926.4</b>	<b>2,274.3</b>	<b>(1,347.9)</b>	<b>985.0</b>	<b>2,118.9</b>	<b>(1,133.9)</b>

Nota/Notes :

<sup>1</sup> Binatang Ternakan/Livestock

<sup>2</sup> Tidak Termasuk Ikan Hiasan/Excluding Ornamental Fish



**JADUAL 29 : PURATA KADAR PERTUKARAN**  
**TABLE 29 : AVERAGE EXCHANGE RATES**

Tempoh Period	RM bagi seunit / RM per unit of										
	SDR <sup>1</sup>	USD	GBP	Euro	100 SF	100 HKD	100 JPY	CNY	SGD	100 IDR	100 THB
	Akhir tempoh / End of period										
2015	5.9912	4.2920	6.3607	4.6918	434.1934	55.3735	3.5645	0.6610	3.0356	0.0311	11.9222
2016	6.0394	4.4860	5.5108	4.7238	439.4164	57.8451	3.8442	0.6455	3.1016	0.0334	12.5167
2017	5.7892	4.0620	5.4660	4.8510	415.0404	51.9560	3.6020	0.6230	3.0392	0.0300	12.4334
2018	5.7565	4.1385	5.2532	4.7340	420.2590	52.8419	3.7475	0.6017	3.0322	0.0286	12.7006
2019	5.6509	4.0925	5.3722	4.5852	422.8227	52.5724	3.7655	0.5866	3.0387	0.0295	13.6827
2020	5.7560	4.0130	5.4653	4.9324	455.1178	51.7663	3.8891	0.6143	3.0354	0.0286	13.3990
2021	5.8377	4.1760	5.6361	4.7256	456.7179	53.5505	3.6286	0.6552	3.0896	0.0293	12.5011
2022	5.8637	4.4130	5.3159	4.7038	478.0372	56.5947	3.3264	0.6342	3.2819	0.0283	12.7811
2020 JAN/JAN	5.6668	4.0885	5.3535	4.5074	421.23	52.629	3.7483	0.5894	3.0019	0.0299	13.1252
FEB/FEB	5.7698	4.2260	5.4408	4.6433	436.01	54.196	3.8719	0.6028	3.0236	0.0299	13.3481
MAC/MAR	5.9062	4.3025	5.3106	4.7439	448.22	55.485	3.9693	0.6069	3.0195	0.0263	13.1696
APR/APR	5.9406	4.3260	5.3915	4.6993	443.78	55.815	4.0603	0.6128	3.0663	0.0290	13.3725
MEI/MAY	5.9312	4.3485	5.3610	4.8225	451.49	56.089	4.0491	0.6082	3.0747	0.0296	13.6552
JUN/JUNE	5.8901	4.2800	5.2655	4.8099	449.79	55.223	3.9729	0.6056	3.0718	0.0300	13.8556
JUL/JULY	5.9822	4.2425	5.5085	4.9962	464.96	54.742	4.0387	0.6063	3.0852	0.0290	13.5198
OGOS/AUG	5.8849	4.1745	5.5306	4.9505	460.36	53.864	3.9060	0.6070	3.0601	0.0284	13.3712
SEPT/SEPT	5.8386	4.1585	5.3383	4.8775	451.32	53.658	3.9378	0.6105	3.0373	0.0279	13.1224
OKT/OCT	5.8654	4.1570	5.3762	4.8599	454.81	53.623	3.9816	0.6221	3.0482	0.0284	13.3323
NOV/NOV	5.8319	4.0690	5.4268	4.8698	450.24	52.496	3.9153	0.6179	3.0428	0.0288	13.4401
DIS/DEC	5.7560	4.0130	5.4653	4.9324	455.12	51.766	3.8891	0.6143	3.0354	0.0286	13.3990
2021 JAN/JAN	5.8143	4.0540	5.5556	4.9041	455.53	52.292	3.8800	0.6273	3.0451	0.0288	13.5178
FEB/FEB	5.8341	4.0495	5.6634	4.9240	447.29	52.221	3.8176	0.6260	3.0496	0.0284	13.4356
MAC/MAR	5.8765	4.1590	5.7093	4.8691	440.57	53.494	3.7521	0.6337	3.0870	0.0286	13.2494
APR/APR	5.8904	4.1045	5.7243	4.9738	451.49	52.867	3.7715	0.6346	3.0948	0.0284	13.1597
MEI/MAY	5.9476	4.1380	5.8747	5.0477	460.24	53.318	3.7726	0.6504	3.1283	0.0289	13.2416
JUN/JUNE	5.9261	4.1543	5.7547	4.9444	450.91	53.504	3.7600	0.6433	3.0902	0.0286	12.9537
JUL/JULY	6.0373	4.2305	5.8984	5.0252	466.43	54.416	3.8629	0.6549	3.1259	0.0293	12.8587
OGOS/AUG	5.9036	4.1690	5.7403	4.9213	457.65	53.530	3.7981	0.6446	3.0954	0.0290	12.8139
SEPT/SEPT	5.8954	4.1880	5.6352	4.8598	448.66	53.785	3.7423	0.6475	3.0770	0.0293	12.3540
OKT/OCT	5.8690	4.1440	5.7166	4.8385	454.54	53.284	3.6477	0.6484	3.0825	0.0293	12.4857
NOV/NOV	5.8904	4.2265	5.6301	4.7753	458.13	54.188	3.7184	0.6633	3.0883	0.0295	12.5397
DIS/DEC	5.8377	4.1760	5.6361	4.7256	456.72	53.550	3.6286	0.6552	3.0896	0.0293	12.5011
2022 JAN/JAN	5.8570	4.1890	5.6177	4.6753	449.85	53.725	3.6257	0.6585	3.0903	0.0291	12.5288
FEB/FEB	5.8516	4.2010	5.6073	4.6845	453.18	53.771	3.6364	0.6656	3.0895	0.0292	12.8255
MAC/MAR	5.8185	4.2040	5.5142	4.6933	454.68	53.695	3.4365	0.6621	3.1061	0.0293	12.6000
APR/APR	5.8178	4.3590	5.4413	4.5826	448.73	55.547	3.3365	0.6559	3.1481	0.0301	12.6678
MEI/MAY	5.9211	4.3755	5.5204	4.7043	456.07	55.749	3.4161	0.6564	3.1947	0.0300	12.8042
JUN/JUNE	5.8543	4.4055	5.3430	4.6046	461.72	56.140	3.2250	0.6581	3.1656	0.0296	12.4749
JUL/JULY	5.8920	4.4485	5.4234	4.5433	467.23	56.670	3.3403	0.6598	3.2276	0.0300	12.1353
OGOS/AUG	5.8331	4.4845	5.2475	4.4834	463.35	57.141	3.2359	0.6483	3.2107	0.0301	12.3040
SEPT/SEPT	5.9509	4.6410	5.1429	4.5482	475.32	59.123	3.2064	0.6524	3.2365	0.0305	12.2188
OKT/OCT	6.0713	4.7265	5.4856	4.7100	474.41	60.214	3.1961	0.6509	3.3492	0.0303	12.4455
NOV/NOV	5.7950	4.4750	5.3604	4.6307	469.67	57.308	3.2249	0.6265	3.2613	0.0284	12.6538
DIS/DEC	5.8637	4.4130	5.3159	4.7038	478.04	56.595	3.3264	0.6342	3.2819	0.0283	12.7811
2023 JAN/JAN	5.7317	4.2475	5.2431	4.6064	459.21	54.203	3.2612	0.6287	3.2321	0.0283	12.9675
FEB/FEB	5.9610	4.4835	5.4033	4.7494	478.85	57.130	3.2910	0.6466	3.3262	0.0294	12.7890
MAC/MAR	5.9491	4.4090	5.4661	4.8089	482.62	56.169	3.3209	0.6427	3.3229	0.0295	12.9315
APR/APR	6.0121	4.4585	5.5702	4.9128	498.66	56.797	3.3318	0.6448	3.3420	0.0305	13.0681
MEI/MAY	6.1224	4.6165	5.7192	4.9387	508.37	58.940	3.3026	0.6498	3.4100	0.0308	13.2868
JUN/JUNE	6.2082	4.6790	5.9042	5.0865	520.76	59.718	3.2319	0.6455	3.4517	0.0312	13.1248
JUL/JULY	6.0645	4.5405	5.8348	5.0005	521.03	58.209	3.2033	0.6353	3.4094	0.0301	13.2550
OGOS/AUG	6.1721	4.6380	5.8580	5.0410	527.80	59.114	3.1731	0.6362	3.4301	0.0304	13.2203
SEPT/SEPT	6.1864	4.6900	5.7305	4.9601	513.21	59.917	3.1395	0.6423	3.4368	0.0303	12.8177
OKT/OCT	6.2729	4.7660	5.7881	5.0496	527.91	60.915	3.1796	0.6513	3.4868	0.0300	13.2169
NOV/NOV	6.2365	4.6530	5.9086	5.1067	533.26	59.581	3.1633	0.6531	3.4944	0.0300	13.3381
DIS/DEC	6.1752	4.5915	5.8484	5.0810	544.50	58.763	3.2452	0.6469	3.4822	0.0297	13.4353

1. Kadar SDR harian yang diterbitkan di laman sesawang BNM adalah berdasarkan kadar SDR Dolar Amerika terkini dan kadar pertengahan USD/MYR semasa. Kadar SDR Dolar Amerika mempunyai lat masa 1 hari disebabkan oleh perbezaan zon waktu.  
The daily SDR rates published on the BNM website are based on latest available US Dollar SDR rates and prevailing USD/MYR mid-rates. The US Dollar SDR rate is at a 1-day lag due to different time zones.

Sumber : Bank Negara Malaysia  
Source : Bank Negara Malaysia