



KEMENTERIAN PERTANIAN DAN KETERJAMINAN MAKANAN
MINISTRY OF AGRICULTURE AND FOOD SECURITY

2024
FEBRUARI/
FEBRUARY

RINGKASAN PERDAGANGAN LUAR NEGERI

AGROMAKANAN DAN HASIL PERTANIAN TERPILIH

*SUMMARY OF EXTERNAL TRADE
AGROFOOD AND SELECTED AGRICULTURAL PRODUCTS*

Bahagian Dasar Dan Perancangan Strategik
Policy and Strategic Planning Division



Kementerian Pertanian dan Keterjaminan Makanan
Ministry of Agriculture and Food Security

**RINGKASAN PERDAGANGAN LUAR NEGERI
AGROMAKANAN DAN HASIL PERTANIAN TERPILIH**

***SUMMARY OF EXTERNAL TRADE
AGROFOOD AND SELECTED AGRICULTURAL PRODUCTS***

**FEBRUARI
FEBRUARY 2024**

Bahagian Dasar dan Perancangan Strategik
Policy and Strategic Planning Division

Pertanyaan/Cadangan:
Queries/Suggestions:

Bahagian Dasar dan Perancangan Strategik
Policy and Strategic Planning Division
Kementerian Pertanian dan Keterjaminan Makanan
Ministry of Agriculture and Food Security
Wisma Tani
No. 28, Persiaran Perdana
Presint 4, Pusat Pentadbiran Kerajaan Persekutuan
62624 Putrajaya
MALAYSIA

Telefon/Telephone: 03 - 88701155

Dikeluarkan pada Mei 2024
Released in May 2024

Persembahan data dan pengkelasan komoditi di dalam penerbitan ini diolah oleh Kementerian Pertanian dan Keterjaminan Makanan Malaysia berasaskan data asal yang diperolehi daripada Jabatan Perangkaan Malaysia.

Untuk makluman, data bagi tahun 2022 dan ke belakang yang dipersembahkan di dalam penerbitan ini adalah data muktamad. Manakala, data bagi tahun 2023 dan 2024 adalah data sementara.

The presentation of data and classification of commodities in this publication was processed by the Ministry of Agriculture and Food Security Malaysia based on original data obtained from the Department of Statistics Malaysia.

For information, the data for the year 2022 and backward presented in this publication is the final data. Meanwhile, the data for the year 2023 and 2024 are temporary data.

KANDUNGAN CONTENTS

	Muka surat Page
Penemuan Utama <i>Main Findings</i>	1
Ringkasan penemuan <i>Summary of findings</i>	5
Jadual <i>Tables</i>	
1. Eksport, Import, Jumlah Dagangan dan Imbangan Dagangan <i>Exports, Imports, Total Trade and Balance of Trade</i>	15
2. Eksport, Import, Jumlah Dagangan dan Imbangan Dagangan bagi Agromakanan dan Hasil Pertanian Terpilih <i>Exports, Imports, Total Trade and Balance of Trade for Agrofood and Selected Agricultural Products</i>	16
3. Eksport, Import, Jumlah Dagangan dan Imbangan Dagangan bagi Bahan Makanan <i>Exports, Imports, Total Trade and Balance of Trade for Foodstuff</i>	17
4. Eksport, Import, Jumlah Dagangan dan Imbangan Dagangan bagi Keperluan Pertanian <i>Exports, Imports, Total Trade and Balance of Trade for Agricultural Inputs</i>	18
5. Eksport, Import, Jumlah Dagangan dan Imbangan Dagangan bagi Keluaran Pertanian Lain <i>Exports, Imports, Total Trade and Balance of Trade for other Agricultural Products</i>	19
6. Eksport bagi Agromakanan dan Hasil Pertanian Terpilih Mengikut Kategori <i>Exports for Agrofood and Selected Agricultural Products by Category</i>	20
7. Import bagi Agromakanan dan Hasil Pertanian Terpilih Mengikut Kategori <i>Imports for Agrofood and Selected Agricultural Products by Category</i>	22
8. Eksport Agromakanan Mengikut Komoditi Terpilih <i>Exports of Agrofood by Selected Commodities</i>	24
9. Import Agromakanan Mengikut Komoditi Terpilih <i>Imports of Agrofood by Selected Commodities</i>	31
10. Eksport dan Import Agromakanan Mengikut Negara Asal & yang Dituju <i>Exports and Imports for Agrofood by Country of Origin & Destination</i>	38
11. Perdagangan Luar Negeri bagi Agromakanan dan Hasil Pertanian Terpilih Mengikut Negara - Italy <i>External Trade for Agrofood and Selected Agricultural Products by Countries - Italy</i>	41
12. Perdagangan Luar Negeri bagi Agromakanan dan Hasil Pertanian Terpilih Mengikut Negara - United Arab Emirates <i>External Trade for Agrofood and Selected Agricultural Products by Countries - United Arab Emirates</i>	45
13. Perdagangan Luar Negeri bagi Agromakanan dan Hasil Pertanian Terpilih Mengikut Negara - United States <i>External Trade for Agrofood and Selected Agricultural Products by Countries - United States</i>	49
14. Perdagangan Luar Negeri bagi Agromakanan dan Hasil Pertanian Terpilih Mengikut Negara - Japan <i>External Trade for Agrofood and Selected Agricultural Products by Countries - Japan</i>	53

KANDUNGAN CONTENTS

Muka surat
Page

Jadual Tables


15. Perdagangan Luar Negeri bagi Agromakanan dan Hasil Pertanian Terpilih Mengikut Negara - Australia <i>External Trade for Agrofood and Selected Agricultural Products by Countries - Australia</i>	57
16. Perdagangan Luar Negeri bagi Agromakanan dan Hasil Pertanian Terpilih Mengikut Negara - New Zealand <i>External Trade for Agrofood and Selected Agricultural Products by Countries - New Zealand</i>	61
17. Perdagangan Luar Negeri bagi Agromakanan dan Hasil Pertanian Terpilih Mengikut Negara - Netherlands <i>External Trade for Agrofood and Selected Agricultural Products by Countries - Netherlands</i>	65
18. Perdagangan Luar Negeri bagi Agromakanan dan Hasil Pertanian Terpilih Mengikut Negara - China <i>External Trade for Agrofood and Selected Agricultural Products by Countries - China</i>	69
19. Perdagangan Luar Negeri bagi Agromakanan dan Hasil Pertanian Terpilih Mengikut Negara - Thailand <i>External Trade for Agrofood and Selected Agricultural Products by Countries - Thailand</i>	73
20. Perdagangan Luar Negeri bagi Agromakanan dan Hasil Pertanian Terpilih Mengikut Negara - Singapore <i>External Trade for Agrofood and Selected Agricultural Products by Countries - Singapore</i>	77
21. Perdagangan Luar Negeri bagi Agromakanan dan Hasil Pertanian Terpilih Mengikut Negara - Indonesia <i>External Trade for Agrofood and Selected Agricultural Products by Countries - Indonesia</i>	81
22. Perdagangan Luar Negeri bagi Agromakanan dan Hasil Pertanian Terpilih Mengikut Negara - Brunei Darussalam <i>External Trade for Agrofood and Selected Agricultural Products by Countries - Brunei Darussalam</i>	85
23. Perdagangan Luar Negeri bagi Agromakanan dan Hasil Pertanian Terpilih Mengikut Negara - Philippines <i>External Trade for Agrofood and Selected Agricultural Products by Countries - Philippines</i>	89
24. Perdagangan Luar Negeri bagi Agromakanan dan Hasil Pertanian Terpilih Mengikut Negara - Myanmar <i>External Trade for Agrofood and Selected Agricultural Products by Countries - Myanmar</i>	93
25. Perdagangan Luar Negeri bagi Agromakanan dan Hasil Pertanian Terpilih Mengikut Negara - Vietnam <i>External Trade for Agrofood and Selected Agricultural Products by Countries - Vietnam</i>	97
26. Perdagangan Luar Negeri bagi Agromakanan dan Hasil Pertanian Terpilih Mengikut Negara - Cambodia <i>External Trade for Agrofood and Selected Agricultural Products by Countries - Cambodia</i>	101
27. Perdagangan Luar Negeri bagi Agromakanan dan Hasil Pertanian Terpilih Mengikut Negara - LAO PDR <i>External Trade for Agrofood and Selected Agricultural Products by Countries - LAO PDR</i>	105
28. Perdagangan Luar Negeri bagi Agromakanan dan Hasil Pertanian Terpilih Mengikut Negara - Germany <i>External Trade for Agrofood and Selected Agricultural Products by Countries - Germany</i>	109

KANDUNGAN CONTENTS

Muka surat
Page

29. Purata Kadar Pertukaran <i>Average Exchange Rates</i>	113
Carta <i>Charts</i>	
1. Prestasi Perdagangan Agromakanan dan Hasil Pertanian Terpilih, Februari 2024 <i>Agrofood and Selected Agricultural Products Trade Performance, February 2024</i>	7
2. Peratus Sumbangan Agromakanan dan Hasil Pertanian Terpilih, Februari 2024 <i>Percentage Share of Agrofood and Selected Agricultural Products, February 2024</i>	7
3. Eksport dan Import Agromakanan, Februari 2024 <i>Exports and Imports of Agrofood, February 2024</i>	8
4. Perdagangan Agromakanan dan Hasil Pertanian Terpilih, Februari 2024 & Januari hingga Februari 2024 <i>External Trade of Agrofood and Selected Agricultural Products, February 2024 & January to February 2024</i>	9

Muka surat ini sengaja dibiarkan kosong.
This page is deliberately left blank.






PENEMUAN UTAMA

MAIN FINDINGS

Muka surat ini sengaja dibiarkan kosong.
This page is deliberately left blank.



PENEMUAN UTAMA MAIN FINDINGS



KEMENTERIAN PERTANIAN DAN KETERJAMINAN MAKANAN
MINISTRY OF AGRICULTURE AND FOOD SECURITY

PERDAGANGAN LUAR NEGERI EXTERNAL TRADE


AGROMAKANAN DAN HASIL PERTANIAN TERPILIH



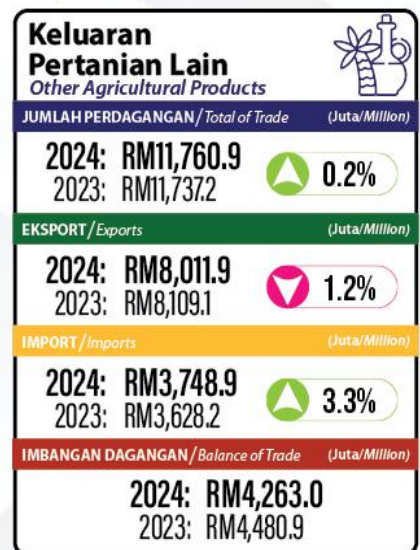
Agrofood and
Selected
Agricultural
Products

FEBRUARI
FEBRUARY
2024

RAKAN DAGANG UTAMA/Top Trading Partners



JUMLAH PERDAGANGAN MENGIKUT KUMPULAN/Total Trade by Groups




Sumber/Source : Jabatan Perangkaan Malaysia/Department of Statistics Malaysia

BAGHIAN DASAR DAN PERANCANGAN STRATEGIK
KEMENTERIAN PERTANIAN DAN KETERJAMINAN MAKANAN
Policy and Strategic Planning Division, Ministry of Agriculture and Food Security



@pkpmalaysia Laman Sesawang Penerbitan

Muka surat ini sengaja dibiarkan kosong.
This page is deliberately left blank.





RINGKASAN PENEMUAN

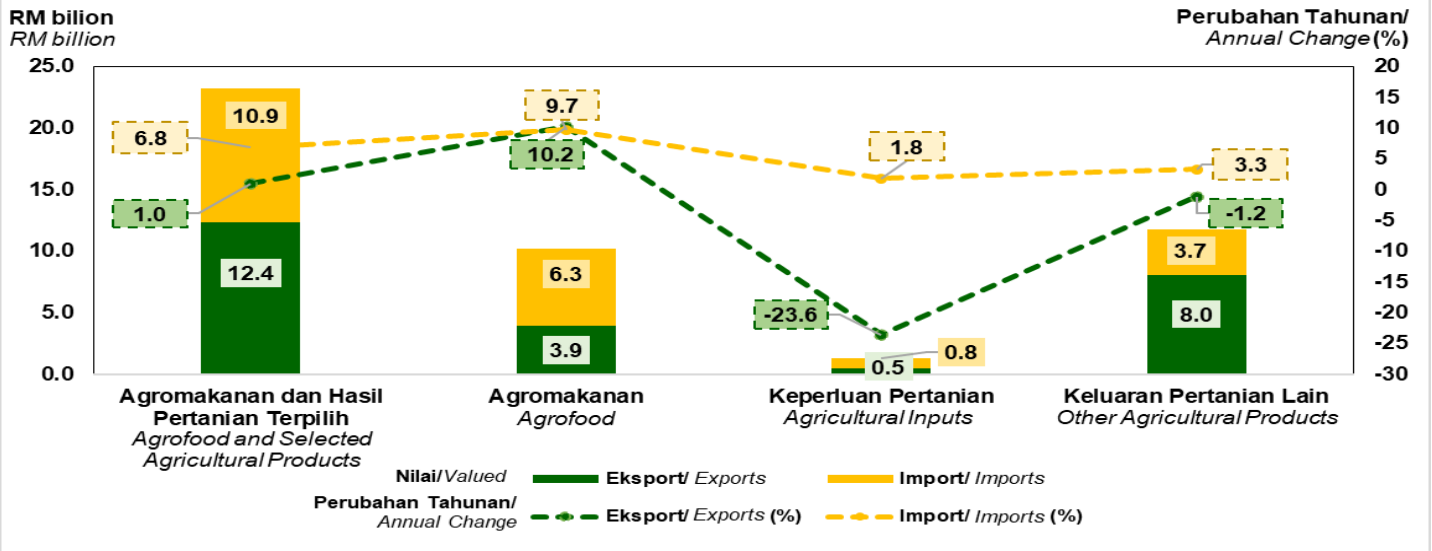
SUMMARY OF FINDINGS

Muka surat ini sengaja dibiarkan kosong.
This page is deliberately left blank.



Carta 1
Chart 1

Prestasi Perdagangan Agromakanan dan Hasil Pertanian Terpilih, Februari 2024
Agrofood and Selected Agricultural Products Trade Performance, February 2024

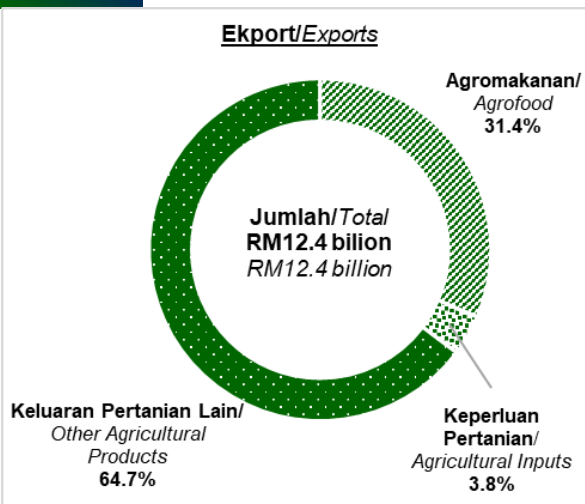


Jumlah perdagangan agromakanan dan hasil pertanian terpilih Malaysia meningkat 3.6 peratus kepada RM23.2 bilion pada Februari 2024 daripada RM22.4 bilion yang dicatatkan pada Februari 2023. Nilai eksport meningkat 1.0 peratus kepada RM12.4 bilion pada Februari 2024 dan nilai import meningkat 6.8 peratus kepada RM10.9 bilion. Imbangan perdagangan pula mencatatkan lebihan RM1.5 bilion pada bulan rujukan.

The trade volume of agrofood and selected agricultural products in Malaysia increased by 3.6 per cent to RM23.2 billion in February 2024 from RM22.4 billion recorded in February 2023. Exports rose by 1.0 per cent to RM12.4 billion in February 2024 and imports totaled RM10.9 billion, an increase of 6.8 per cent year-on-year. The trade balance, on the other hand, registered a surplus of RM1.5 billion in the reference month.

Carta 2
Chart 2

Peratus Sumbangan Agromakanan dan Hasil Pertanian Terpilih, Februari 2024
Percentage Share of Agrofood and Selected Agricultural Products, February 2024

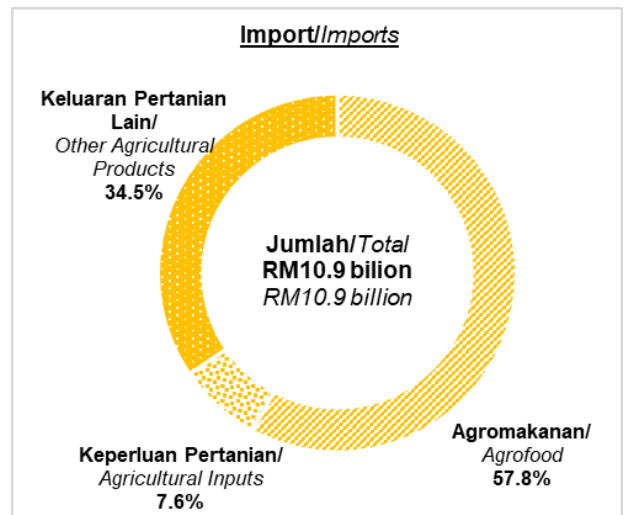


Eksport agromakanan dan hasil pertanian terpilih Malaysia mencatatkan RM12.4 bilion pada Februari 2024 dengan peningkatan 1.0 peratus berbanding RM12.3 bilion yang direkodkan pada bulan yang sama tahun sebelumnya. Ini disumbangkan oleh Keluaran Pertanian Lain (64.7%), Agromakanan (31.4%) dan Keperluan Pertanian (3.8%).

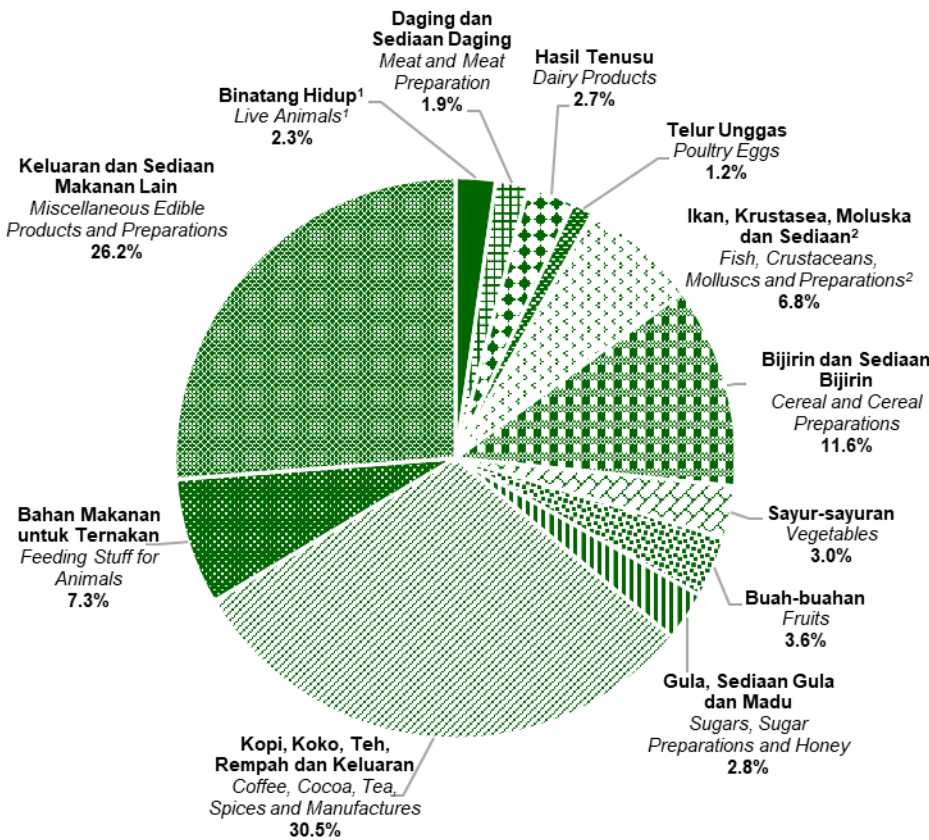
The exports of agrofood and selected agricultural products in Malaysia amounted to RM12.4 billion in February 2024 with an increase of 1.0 per cent compared to RM12.3 billion recorded in the same month of the previous year. This was contributed by Other Agricultural Products (64.7%), Agrofood (31.4%) and Agricultural Inputs (3.8%).

Seterusnya, import agromakanan dan hasil pertanian terpilih Malaysia merekodkan RM10.9 bilion pada bulan rujukan. Berdasarkan tahun ke tahun, ia menunjukkan peningkatan sebanyak 6.8 peratus daripada RM10.2 bilion yang dicatatkan pada Februari 2023. Prestasi tersebut masing-masing disumbangkan oleh Agromakanan (57.8%), Keluaran Pertanian Lain (34.5%) dan Keperluan Pertanian (7.6%).

Furthermore, the import of agrofood and selected agricultural products in Malaysia amounted to RM10.9 billion in the reference month. Year-on-year, this represented an increase of 6.8 per cent from the RM10.2 billion recorded in February 2023. This performance was influenced respectively by Agrofood (57.8%), Other Agricultural Products (34.5%) and Agricultural Inputs (7.6%).



Carta 3 Eksport dan Import Agromakanan, Februari 2024
Chart 3 Exports and Imports of Agrofood, February 2024



Eksport/Exports

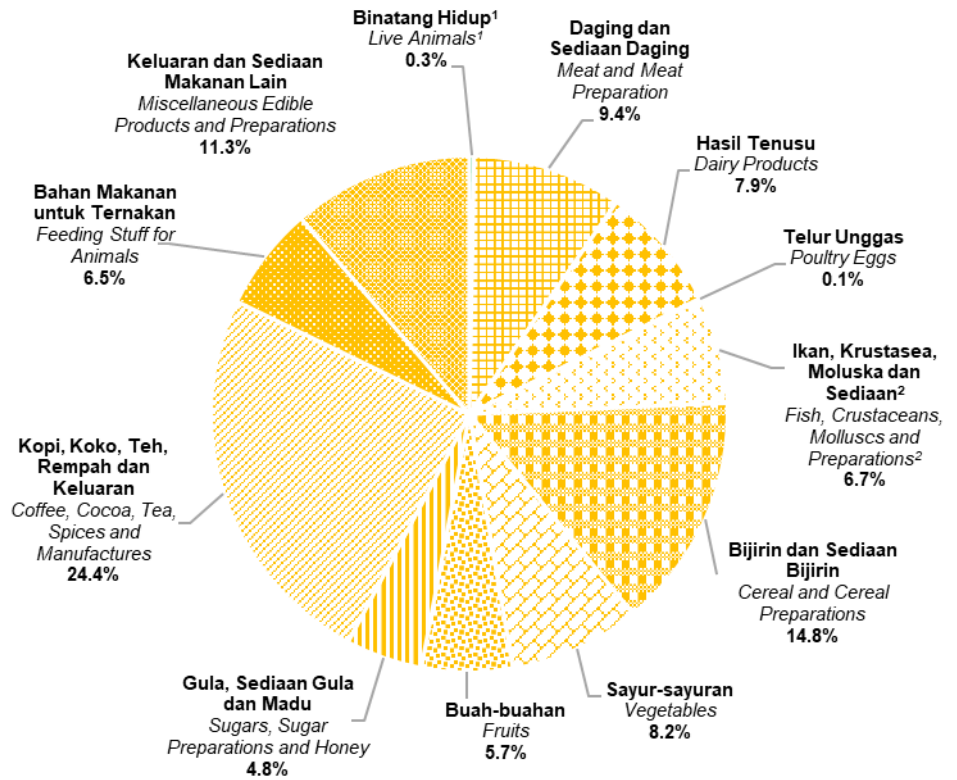
Pada Februari 2024, prestasi eksport agromakanan mencapai RM3.9 bilion, meningkat 10.2 peratus berbanding tempoh yang sama tahun sebelumnya. Ini disumbangkan terutamanya oleh Kopi, Koko, Teh, Rempah dan Keluaran (30.5%), Keluaran dan Sediaan Makanan Lain (26.2%), dan Bijirin dan Sediaan Bijirin (11.6%).

In February 2024, the performance of agrofood exports reached RM3.9 billion, marking a 10.2 per cent increase compared to the same period in the previous year. This increase was primarily contributed by Coffee, Cocoa, Tea, Spices and Manufactures (30.5%), Miscellaneous Edible Products and Preparations (26.2%), and Cereal and Cereal Preparations (11.6%).

Import/Imports

Import agromakanan pada Februari 2024 meningkat 9.7 peratus kepada RM6.3 bilion berbanding tempoh yang sama tahun sebelumnya. Ini disumbangkan terutamanya oleh Kopi, Koko, Teh, Rempah dan Keluaran (24.4%) dan Bijirin dan Sediaan Bijirin (14.8%).

Imports of agrofood in February 2024 increased by 9.7 per cent to RM6.3 billion compared to the same period the previous year. The decrease was primarily contributed by Coffee, Cocoa, Tea, Spices and Manufactures (24.4%) and Cereal and Cereal Preparations (14.8%).



Nota/Notes: ¹ Binatang ternakan/Livestock
² Tidak termasuk ikan hiasan/ Excluding ornamental fish

Carta 4
Chart 4

Perdagangan Agromakanan dan Hasil Pertanian Terpilih, Januari 2024 & Januari hingga Februari 2024
External Trade of Agrofood and Selected Agricultural Products, January 2024 & January to February 2024

RM Juta/ Million

Keterangan/ Descriptions	Februari/ February 2024			Januari hingga Februari 2024/ January to February 2024		
	Eksport/ Exports	Import/ Imports	Imbangan Perdagangan/ Balance of Trade	Eksport/ Exports	Import/ Imports	Imbangan Perdagangan/ Balance of Trade
Jumlah Perdagangan <i>Total of External Trade</i>	111,356.9	100,116.4	11,240.5	233,767.4	212,354.3	21,413.1
Jumlah Agromakanan dan Hasil Pertanian Terpilih <i>Total of Agrofood and Selected Agricultural Products</i>	12,376.9	10,855.8	1,521.2	26,593.0	24,445.7	2,147.4
Sumbangan kepada Jumlah Perdagangan (%) <i>Contribution to Total of External Trade</i>	11.1	10.8	13.5	11.4	11.5	10.0
Jumlah Agromakanan <i>Total of Agrofood</i>	3,890.6	6,279.9	-2,389.3	7,929.0	14,854.4	-6,925.4
Ternakan <i>Livestocks</i>						
Binatang hidup ¹ <i>Live animals¹</i>	89.9	18.7	71.2	196.2	51.1	145.1
Daging dan sediaan daging <i>Meat and meat preparation</i>	73.0	588.3	-515.3	134.8	1,201.3	-1,066.5
Hasil tenusu <i>Dairy products</i>	105.9	498.4	-392.5	214.4	980.9	-766.5
Telur unggas <i>Poultry eggs</i>	47.8	4.1	43.7	104.0	6.8	97.2
Perikanan <i>Fisheries</i>						
Ikan, krustasia, moluska dan sediaan ² <i>Fish, crustaceans, molluscs and preparations²</i>	266.3	417.8	-151.4	580.6	969.5	-388.9
Tanaman <i>Food crops</i>						
Bijirin dan sediaan bijirin <i>Cereals and cereal preparations</i>	451.7	926.8	-475.2	922.2	2,147.2	-1,225.0
Sayur-sayuran <i>Vegetables</i>	116.6	516.5	-399.9	241.1	1,252.3	-1,011.2
Buah-buahan <i>Fruits</i>	138.4	356.9	-218.5	336.8	1,040.6	-703.9
Gula, sediaan gula dan madu <i>Sugars, sugar preparations and honey</i>	110.3	301.8	-191.4	219.2	1,322.9	-1,103.7
Kopi, koko, teh, rempah dan keluaran <i>Coffee, cocoa, tea, spices and manufactures</i>	1,187.3	1,531.9	-344.6	2,305.3	3,150.7	-845.4

Carta 4
Chart 4

Perdagangan Agromakanan dan Hasil Pertanian Terpilih, Januari 2024 & Januari hingga Februari 2024
External Trade of Agrofood and Selected Agricultural Products, January 2024 & January to February 2024

RM Juta/ Million


Keterangan/ Descriptions	Februari/ February 2024			Januari hingga Februari 2024/ January to February 2024		
	Eksport/ Exports	Import/ Imports	Imbangan Perdagangan/ Balance of Trade	Eksport/ Exports	Import/ Imports	Imbangan Perdagangan/ Balance of Trade
Lain-lain Others						
Bahan makanan untuk ternakan <i>Feeding stuff for animals</i>	283.9	408.8	-125.0	607.4	1,330.8	-723.4
Keluaran dan sediaan makanan lain <i>Miscellaneous edible products and preparations</i>	1,019.4	710.0	309.5	2,066.9	1,400.1	666.8
Jumlah keperluan pertanian Total of agricultural input	474.4	826.9	-352.4	1,124.6	1,745.6	-620.9
Baja <i>Fertilizers</i>	273.5	420.3	-146.8	705.3	888.3	-183.0
Ubat-ubatan veterinary <i>Veterinary medicaments</i>	2.8	89.1	-86.3	4.9	195.2	-190.3
Ubat pembunuh kuman, ubat serangga dsb. <i>Disinfections, insecticides, fungicides, weed killers and anti-sprouting products, etc.</i>	132.9	93.6	39.3	285.0	213.4	71.7
Jentera pertanian (termasuk traktor) dan alat ganti <i>Agricultural machinery (including tractors) and parts</i>	65.2	223.9	-158.7	129.4	448.7	-319.3
Jumlah keluaran pertanian lain Total of other agricultural products	8,011.9	3,748.9	4,263.0	17,539.4	7,845.7	9,693.7
Binatang hidup (bukan binatang ternakan) <i>Live animals (non livestock)</i>	0.6	0.4	0.2	1.2	1.0	0.2
Ikan hiasan <i>Ornamental fish</i>	5.0	3.9	1.0	10.6	7.8	2.8
Rumpai laut <i>Seaweed</i>	0.4	5.7	-5.3	2.3	13.4	-11.2
Lain-lain produk ikan <i>Other fish products</i>	9.2	10.7	-1.4	28.9	23.2	5.8
Minuman dan tembakau <i>Beverages and tobacco</i>	236.2	289.9	-53.8	533.5	603.0	-69.5
Minyak kelapa sawit <i>Palm oil</i>	3,529.4	58.3	3,471.1	8,556.1	114.6	8,441.5
Minyak isirung kelapa sawit <i>Palm kernel oil</i>	495.3	23.1	472.2	870.9	104.4	766.5
Bunga-bunga <i>Floriculture</i>	34.7	8.3	26.4	68.3	15.9	52.3

Keterangan/ Descriptions	Februari/ February 2024			Januari hingga Februari 2024/ January to February 2024		
	Eksport/ Exports	Import/ Imports	Imbangan Perdagangan/ Balance of Trade	Eksport/ Exports	Import/ Imports	Imbangan Perdagangan/ Balance of Trade
Bahan tanaman untuk pembiakan <i>Seeds and buds for sowing</i>	9.8	12.0	-2.2	23.7	30.4	-6.6
Lemak haiwan dan sayuran/lain-lain biji-biji minyak <i>Animal and vegetable fats/other oil seeds</i>	1,237.8	936.1	301.6	2,504.3	2,007.4	497.0
Getah asli dan susu getah <i>Natural rubber and natural gums in primary forms</i>	390.0	852.5	-462.5	687.9	1,572.0	-884.1
Kulit dan bulu binatang <i>Hides and skin</i>	6.1	20.7	-14.6	11.1	43.3	-32.2
Gentian asli <i>Natural fibres</i>	261.5	121.3	140.2	493.2	260.5	232.6
Hasil perhutanan <i>Forestry products</i>	1,796.1	1,406.0	390.1	3,747.3	3,048.8	698.5

Nota/Notes: ¹ Binatang ternakan/Livestock

² Tidak termasuk ikan hiasan/
Excluding ornamental fish


Muka surat ini sengaja dibiarkan kosong.
This page is deliberately left blank.





JADUAL ***TABLES***

Muka surat ini sengaja dibiarkan kosong.
This page is deliberately left blank.



JADUAL 1 : EKSPORT, IMPORT, JUMLAH DAGANGAN DAN IMBANGAN DAGANGAN
TABLE 1 : EXPORTS, IMPORTS, TOTAL TRADE AND BALANCE OF TRADE

TEMPOH/ PERIOD	NILAI/VALUE (RM JUTA/ RM MILLION)				PERUBAHAN TAHUNAN/ ANNUAL CHANGE (%)			
	EKSPORT/ EXPORTS	IMPORT/ IMPORTS	JUMLAH DAGANGAN/ TOTAL TRADE	IMBANGAN DAGANGAN/ BALANCE OF TRADE	EKSPORT/ EXPORTS	IMPORT/ IMPORTS	JUMLAH DAGANGAN/ TOTAL TRADE	IMBANGAN DAGANGAN/ BALANCE OF TRADE
2018	1,003,586.9	879,804.0	1,883,390.9	123,782.9	7.3	5.2	6.3	25.7
2019	995,071.9	849,410.8	1,844,482.7	145,661.1	(0.8)	(3.5)	(2.1)	17.7
2020	983,826.8	800,481.3	1,784,308.1	183,345.4	(1.1)	(5.8)	(3.3)	25.9
2021	1,241,022.1	987,344.0	2,228,366.1	253,678.1	26.1	23.3	24.9	38.4
2022	1,550,009.3	1,293,811.4	2,843,820.7	256,197.9	24.9	31.0	27.6	1.0
2023	1,425,603.4	1,211,546.5	2,637,149.9	214,056.9	(8.0)	(6.4)	(7.3)	(16.4)
2022								
ST1/Q1	344,289.9	280,655.8	624,945.7	63,634.0	21.8	25.5	23.4	7.7
ST2/Q2	392,348.0	332,992.3	725,340.3	59,355.7	29.3	34.8	31.8	5.4
ST3/Q3	420,094.0	355,128.5	775,222.5	64,965.6	38.5	46.5	42.0	6.6
ST4/Q4	393,277.4	325,034.8	718,312.2	68,242.6	11.9	18.5	14.8	(11.8)
2023								
ST1/Q1	354,592.1	290,204.4	644,796.5	64,387.6	3.0	3.4	3.2	1.2
ST2/Q2	348,654.9	294,781.8	643,436.8	53,873.1	(11.1)	(11.5)	(11.3)	(9.2)
ST3/Q3	356,149.9	297,241.1	653,391.0	58,908.9	(15.2)	(16.3)	(15.7)	(9.3)
ST4/Q4	366,206.5	329,319.2	695,525.7	36,887.2	(6.9)	1.3	(3.2)	(45.9)
2022								
JAN/JAN	111,060.0	92,822.5	203,882.5	18,237.5	23.8	27.1	25.3	9.7
FEB/FEB	101,741.7	82,589.3	184,331.0	19,152.5	15.9	18.5	17.0	5.7
MAC/MAR	131,488.1	105,244.1	236,732.2	26,244.0	25.0	30.1	27.2	7.7
APR/APR	127,482.9	104,107.5	231,590.3	23,375.4	20.7	22.1	21.3	14.9
MEI/MAY	120,589.6	107,791.3	228,381.0	12,798.3	30.5	37.3	33.6	(7.6)
JUN/JUNE	144,275.5	121,093.5	265,369.0	23,182.0	37.0	45.5	40.8	4.9
JUL/JULY	134,325.5	118,486.7	252,812.3	15,838.8	38.3	41.8	39.9	16.8
OGOS/AUG	141,518.9	124,231.3	265,750.2	17,287.5	48.4	67.3	56.7	(18.2)
SEPT/SEPT	144,249.6	112,410.4	256,660.0	31,839.2	30.1	32.8	31.3	21.4
OKT/OCT	131,977.2	113,518.1	245,495.4	18,459.1	15.3	29.1	21.3	(30.6)
NOV/NOV	129,693.9	107,890.4	237,584.3	21,803.5	15.1	15.5	15.3	13.0
DIS/DEC	131,606.3	103,626.2	235,232.5	27,980.0	5.8	11.5	8.2	(11.1)
2023								
JAN/JAN	112,655.3	94,524.7	207,180.0	18,130.5	1.4	1.8	1.6	(0.6)
FEB/FEB	112,268.5	92,699.9	204,968.4	19,568.6	10.3	12.2	11.2	2.2
MAC/MAR	129,668.2	102,979.8	232,648.0	26,688.5	(1.4)	(2.2)	(1.7)	1.7
APR/APR	105,192.9	92,566.7	197,759.6	12,626.2	(17.5)	(11.1)	(14.6)	(46.0)
MEI/MAY	119,510.3	103,812.0	223,322.3	15,698.3	(0.9)	(3.7)	(2.2)	22.7
JUN/JUNE	123,951.7	98,403.1	222,354.8	25,548.7	(14.1)	(18.7)	(16.2)	10.2
JUL/JULY	116,811.0	99,456.2	216,267.2	17,354.8	(13.0)	(16.1)	(14.5)	9.6
OGOS/AUG	115,029.0	97,848.6	212,877.6	17,180.4	(18.7)	(21.2)	(19.9)	(0.6)
SEPT/SEPT	124,309.9	99,936.2	224,246.1	24,373.7	(13.8)	(11.1)	(12.6)	(23.4)
OKT/OCT	126,091.6	113,187.2	239,278.7	12,904.4	(4.5)	(0.3)	(2.5)	(30.1)
NOV/NOV	121,735.6	109,501.5	231,237.1	12,234.1	(6.1)	1.5	(2.7)	(43.9)
DIS/DEC	118,379.3	106,630.6	225,009.9	11,748.7	(10.1)	2.9	(4.3)	(58.0)
2024								
JAN/JAN	122,410.5	112,238.0	234,648.5	10,172.5	8.7	18.7	13.3	(43.9)
FEB/FEB	111,356.9	100,116.4	211,473.3	11,240.5	(0.8)	8.0	3.2	(42.6)
MAC/MAR								
APR/APR								
MEI/MAY								
JUN/JUNE								
JUL/JULY								
OGOS/AUG								
SEPT/SEPT								
OKT/OCT								
NOV/NOV								
DIS/DEC								

JADUAL 2 : EKSPORT, IMPORT, JUMLAH DAGANGAN DAN IMBANGAN DAGANGAN BAGI AGROMAKANAN DAN HASIL PERTANIAN TERPILIH
TABLE 2 : EXPORTS, IMPORTS, TOTAL TRADE AND BALANCE OF TRADE FOR AGROFOOD AND SELECTED AGRICULTURAL PRODUCTS

TEMPOH/ PERIOD	NILAI/VALUE (RM JUTA/ RM MILLION)				PERUBAHAN TAHUNAN/ ANNUAL CHANGE (%)			
	EKSPORT/ EXPORTS	IMPORT/ IMPORTS	JUMLAH DAGANGAN/ TOTAL TRADE	IMBANGAN DAGANGAN/ BALANCE OF TRADE	EKSPORT/ EXPORTS	IMPORT/ IMPORTS	JUMLAH DAGANGAN/ TOTAL TRADE	IMBANGAN DAGANGAN/ BALANCE OF TRADE
2018	114,451.2	93,313.5	207,764.7	21,137.8	(9.5)	(2.0)	(6.3)	(32.4)
2019	115,522.1	93,510.4	209,032.5	22,011.7	0.9	0.2	0.6	4.1
2020	118,706.2	98,291.9	216,998.1	20,414.3	2.8	5.1	3.8	(7.3)
2021	154,479.4	120,469.6	274,949.0	34,009.9	30.1	22.6	26.7	66.6
2022	188,613.9	145,272.0	333,885.9	43,341.8	22.1	20.6	21.4	27.4
2023	160,172.3	135,323.1	295,495.4	24,849.3	(15.1)	(6.8)	(11.5)	(42.7)
2022								
ST1/Q1	43,107.7	35,717.0	78,824.7	7,390.7	38.8	27.0	33.2	151.0
ST2/Q2	50,498.1	36,502.1	87,000.2	13,996.0	34.6	18.3	27.3	110.3
ST3/Q3	48,706.2	38,610.3	87,316.5	10,095.9	24.4	32.3	27.8	1.4
ST4/Q4	46,301.8	34,442.6	80,744.4	11,859.2	(1.0)	6.6	2.1	(17.9)
2023								
ST1/Q1	39,240.4	32,953.2	72,193.6	6,287.2	(9.0)	(7.7)	(8.4)	(14.9)
ST2/Q2	37,311.2	33,007.5	70,318.7	4,303.7	(26.1)	(9.6)	(19.2)	(69.3)
ST3/Q3	39,980.7	33,505.9	73,486.6	6,474.8	(17.9)	(13.2)	(15.8)	(35.9)
ST4/Q4	43,640.0	35,856.5	79,496.5	7,783.5	(5.7)	4.1	(1.5)	(34.4)
2022								
JAN/JAN	14,170.9	12,625.0	26,795.9	1,546.0	56.0	32.3	43.9	(439.8)
FEB/FEB	12,561.5	10,791.2	23,352.7	1,770.3	29.1	27.3	28.3	41.6
MAC/MAR	16,375.3	12,300.9	28,676.2	4,074.5	33.7	21.8	28.4	89.6
APR/APR	16,435.5	11,916.7	28,352.2	4,518.8	32.6	14.8	24.5	124.8
MEI/MAY	15,647.8	12,231.9	27,879.6	3,415.9	33.9	26.8	30.7	67.3
JUN/JUNE	18,414.8	12,353.5	30,768.4	6,061.3	37.1	14.1	26.8	132.7
JUL/JULY	16,159.2	12,752.0	28,911.3	3,407.2	26.4	26.5	26.4	26.3
OGOS/AUG	16,132.8	13,624.1	29,757.0	2,508.7	34.2	48.2	40.3	(11.3)
SEPT/SEPT	16,414.2	12,234.1	28,648.3	4,180.0	14.5	23.6	18.2	(5.7)
OKT/OCT	14,093.1	11,446.4	25,539.4	2,646.7	(2.6)	15.6	4.8	(42.1)
NOV/NOV	15,164.2	11,876.7	27,041.0	3,287.5	(2.0)	9.0	2.5	(28.2)
DIS/DEC	17,044.5	11,119.5	28,163.9	5,925.0	1.3	(3.5)	(0.7)	11.9
2023								
JAN/JAN	11,754.7	11,093.0	22,847.7	661.8	(17.1)	(12.1)	(14.7)	(57.2)
FEB/FEB	12,260.3	10,166.1	22,426.4	2,094.2	(2.4)	(5.8)	(4.0)	18.3
MAC/MAR	15,225.4	11,694.1	26,919.5	3,531.2	(7.0)	(4.9)	(6.1)	(13.3)
APR/APR	11,718.4	10,874.7	22,593.1	843.6	(28.7)	(8.7)	(20.3)	(81.3)
MEI/MAY	12,871.5	11,459.9	24,331.4	1,411.5	(17.7)	(6.3)	(12.7)	(58.7)
JUN/JUNE	12,721.3	10,672.8	23,394.1	2,048.6	(30.9)	(13.6)	(24.0)	(66.2)
JUL/JULY	12,903.5	11,208.9	24,112.3	1,694.6	(20.1)	(12.1)	(16.6)	(50.3)
OGOS/AUG	13,332.8	11,174.7	24,507.4	2,158.1	(17.4)	(18.0)	(17.6)	(14.0)
SEPT/SEPT	13,744.4	11,122.3	24,866.8	2,622.1	(16.3)	(9.1)	(13.2)	(37.3)
OKT/OCT	14,933.2	11,978.0	26,911.2	2,955.2	6.0	4.6	5.4	11.7
NOV/NOV	14,491.2	11,830.0	26,321.2	2,661.2	(4.4)	(0.4)	(2.7)	(19.1)
DIS/DEC	14,215.6	12,048.5	26,264.1	2,167.1	(16.6)	8.4	(6.7)	(63.4)
2024								
JAN/JAN	14,216.1	13,589.9	27,806.0	626.2	20.9	22.5	21.7	(5.4)
FEB/FEB	12,376.9	10,855.8	23,232.7	1,521.2	1.0	6.8	3.6	(27.4)
MAC/MAR								
APR/APR								
MEI/MAY								
JUN/JUNE								
JUL/JULY								
OGOS/AUG								
SEPT/SEPT								
OKT/OCT								
NOV/NOV								
DIS/DEC								

JADUAL 3 : EKSPORT, IMPORT, JUMLAH DAGANGAN DAN IMBANGAN DAGANGAN BAGI AGROMAKANAN
TABLE 3 : EXPORTS, IMPORTS, TOTAL TRADE AND BALANCE OF TRADE FOR AGROFOOD

TEMPOH/ PERIOD	NILAI/VALUE (RM JUTA/ RM MILLION)				PERUBAHAN TAHUNAN/ ANNUAL CHANGE (%)			
	EKSPORT/ EXPORTS	IMPORT/ IMPORTS	JUMLAH DAGANGAN/ TOTAL TRADE	IMBANGAN DAGANGAN/ BALANCE OF TRADE	EKSPORT/ EXPORTS	IMPORT/ IMPORTS	JUMLAH DAGANGAN/ TOTAL TRADE	IMBANGAN DAGANGAN/ BALANCE OF TRADE
2018	31,496.5	50,147.9	81,644.4	(18,651.4)	(0.8)	(2.2)	(1.7)	(4.4)
2019	34,010.4	51,419.7	85,430.1	(17,409.3)	8.0	2.5	4.6	(6.7)
2020	33,710.2	55,431.3	89,141.5	(21,721.2)	(0.9)	7.8	4.3	24.8
2021	38,621.8	63,587.7	102,209.4	(24,965.9)	14.6	14.7	14.7	14.9
2022	44,551.3	75,541.1	120,092.4	(30,989.7)	15.4	18.8	17.5	24.1
2023	46,379.6	78,695.7	125,075.3	(32,316.1)	4.1	4.2	4.1	4.3
2022								
ST1/Q1	10,131.4	17,849.6	27,980.9	(7,718.2)	10.9	23.5	18.6	45.3
ST2/Q2	10,946.6	18,685.6	29,632.2	(7,738.9)	21.9	15.4	17.7	7.3
ST3/Q3	11,567.9	19,585.9	31,153.8	(8,018.0)	20.3	23.2	22.1	27.7
ST4/Q4	11,905.4	19,420.0	31,325.4	(7,514.6)	9.3	13.9	12.1	21.9
2023								
ST1/Q1	10,635.8	18,977.0	29,612.7	(8,341.2)	5.0	6.3	5.8	8.1
ST2/Q2	10,980.7	19,238.0	30,218.7	(8,257.2)	0.3	3.0	2.0	6.7
ST3/Q3	11,906.1	19,261.6	31,167.8	(7,355.5)	2.9	(1.7)	0.0	(8.3)
ST4/Q4	12,857.0	21,219.1	34,076.1	(8,362.1)	8.0	9.3	8.8	11.3
2022								
JAN/JAN	3,332.1	6,716.9	10,049.0	(3,384.8)	15.0	42.8	32.2	87.3
FEB/FEB	3,053.1	4,909.6	7,962.6	(1,856.5)	5.5	11.3	9.0	22.4
MAC/MAR	3,746.2	6,223.1	9,969.3	(2,476.9)	12.0	16.6	14.8	24.5
APR/APR	3,816.6	5,876.7	9,693.3	(2,060.1)	26.2	4.4	12.0	(20.9)
MEI/MAY	3,302.4	6,477.0	9,779.4	(3,174.5)	16.7	31.0	25.8	50.1
JUN/JUNE	3,827.6	6,331.9	10,159.5	(2,504.3)	22.5	12.8	16.2	0.6
JUL/JULY	3,797.6	6,311.4	10,109.0	(2,513.8)	21.1	16.8	18.4	10.8
OGOS/AUG	3,973.4	6,951.0	10,924.4	(2,977.6)	22.6	40.4	33.4	74.1
SEPT/SEPT	3,796.8	6,323.5	10,120.4	(2,526.7)	17.2	14.1	15.3	9.8
OKT/OCT	3,838.6	6,637.7	10,476.3	(2,799.1)	10.5	23.6	18.5	47.7
NOV/NOV	4,027.8	6,510.7	10,538.6	(2,482.9)	11.8	15.8	14.3	22.9
DIS/DEC	4,039.0	6,271.6	10,310.5	(2,232.6)	5.8	3.4	4.3	(0.6)
2023								
JAN/JAN	3,074.2	6,161.7	9,236.0	(3,087.5)	(7.7)	(8.3)	(8.1)	(8.8)
FEB/FEB	3,530.4	5,725.4	9,255.8	(2,195.0)	15.6	16.6	16.2	18.2
MAC/MAR	4,031.1	7,089.8	11,120.9	(3,058.7)	7.6	13.9	11.6	23.5
APR/APR	3,245.6	6,403.9	9,649.5	(3,158.3)	(15.0)	9.0	(0.5)	53.3
MEI/MAY	3,888.9	6,670.9	10,559.8	(2,781.9)	17.8	3.0	8.0	(12.4)
JUN/JUNE	3,846.2	6,163.2	10,009.4	(2,317.0)	0.5	(2.7)	(1.5)	(7.5)
JUL/JULY	3,839.3	6,422.2	10,261.5	(2,582.9)	1.1	1.8	1.5	2.8
OGOS/AUG	3,980.5	6,240.9	10,221.4	(2,260.4)	0.2	(10.2)	(6.4)	(24.1)
SEPT/SEPT	4,086.4	6,598.6	10,685.0	(2,512.2)	7.6	4.3	5.6	(0.6)
OKT/OCT	4,292.4	7,176.7	11,469.1	(2,884.3)	11.8	8.1	9.5	3.0
NOV/NOV	4,441.5	6,945.6	11,387.1	(2,504.1)	10.3	6.7	8.1	0.9
DIS/DEC	4,123.1	7,096.8	11,219.9	(2,973.7)	2.1	13.2	8.8	33.2
2024								
JAN/JAN	4,038.4	8,574.5	12,612.9	(4,536.1)	31.4	39.2	36.6	46.9
FEB/FEB	3,890.6	6,279.9	10,170.5	(2,389.3)	10.2	9.7	9.9	8.9
MAC/MAR								
APR/APR								
MEI/MAY								
JUN/JUNE								
JUL/JULY								
OGOS/AUG								
SEPT/SEPT								
OKT/OCT								
NOV/NOV								
DIS/DEC								

JADUAL 4 : EKSPORT, IMPORT, JUMLAH DAGANGAN DAN IMBANGAN DAGANGAN BAGI KEPERLUAN PERTANIAN
TABLE 4 : EXPORTS, IMPORTS, TOTAL TRADE AND BALANCE OF TRADE FOR AGRICULTURAL INPUTS

TEMPOH/ PERIOD	NILAI/VALUE (RM JUTA/ RM MILLION)				PERUBAHAN TAHUNAN/ ANNUAL CHANGE (%)			
	EKSPORT/ EXPORTS	IMPORT/ IMPORTS	JUMLAH DAGANGAN/ TOTAL TRADE	IMBANGAN DAGANGAN/ BALANCE OF TRADE	EKSPORT/ EXPORTS	IMPORT/ IMPORTS	JUMLAH DAGANGAN/ TOTAL TRADE	IMBANGAN DAGANGAN/ BALANCE OF TRADE
2018	4,946.8	7,316.6	12,263.5	(2,369.8)	(0.6)	2.0	0.9	7.9
2019	4,816.6	6,142.6	10,959.2	(1,326.0)	(2.6)	(16.0)	(10.6)	(44.0)
2020	4,675.3	5,988.2	10,663.5	(1,312.9)	(2.9)	(2.5)	(2.7)	(1.0)
2021	6,319.6	8,496.3	14,815.9	(2,176.7)	35.2	41.9	38.9	65.8
2022	9,570.1	13,273.0	22,843.2	(3,702.9)	51.4	56.2	54.2	70.1
2023	6,417.4	10,810.7	17,047.9	(4,393.3)	(32.9)	(18.6)	(25.4)	18.6
2022								
ST1/Q1	2,397.3	3,254.6	5,651.9	(857.3)	101.1	86.8	92.6	55.8
ST2/Q2	2,093.4	3,046.1	5,139.6	(952.7)	39.8	50.3	45.8	80.2
ST3/Q3	2,440.2	3,960.6	6,400.8	(1,520.4)	62.2	111.8	89.7	316.0
ST4/Q4	2,639.2	3,011.7	5,650.9	(372.5)	24.2	5.4	13.4	(49.1)
2023								
ST1/Q1	2,025.6	2,659.0	4,684.6	(633.4)	(15.5)	(18.3)	(17.1)	(26.1)
ST2/Q2	1,236.7	2,760.0	3,816.5	(1,523.3)	(40.9)	(9.4)	(25.7)	59.9
ST3/Q3	1,476.7	2,560.6	4,037.3	(1,083.9)	(39.5)	(35.3)	(36.9)	(28.7)
ST4/Q4	1,678.4	2,831.0	4,509.4	(1,152.7)	(36.4)	(6.0)	(20.2)	209.4
2022								
JAN/JAN	916.0	1,118.4	2,034.3	(202.4)	140.7	102.1	117.8	17.1
FEB/FEB	656.7	1,141.7	1,798.4	(485.0)	65.4	124.7	98.7	336.4
MAC/MAR	824.7	994.5	1,819.2	(169.9)	99.0	46.1	66.1	(36.2)
APR/APR	1,050.4	941.7	1,992.2	108.7	128.7	42.1	77.6	(153.5)
MEI/MAY	518.4	1,036.8	1,555.2	(518.3)	13.8	48.3	34.7	112.8
JUN/JUNE	524.6	1,067.6	1,592.2	(543.1)	(10.0)	60.6	27.6	563.0
JUL/JULY	667.4	1,382.5	2,049.9	(715.1)	40.8	94.1	72.8	200.1
OGOS/AUG	682.4	1,640.0	2,322.4	(957.6)	34.6	172.9	109.6	919.5
SEPT/SEPT	1,090.4	938.1	2,028.5	152.4	108.2	68.4	87.7	(558.0)
OKT/OCT	649.8	946.3	1,596.1	(296.5)	(10.0)	30.1	10.1	5,213.7
NOV/NOV	1,172.8	1,158.1	2,330.9	14.8	69.5	7.3	31.6	(103.8)
DIS/DEC	816.6	907.3	1,723.9	(90.7)	14.8	(13.6)	(2.1)	(73.2)
2023								
JAN/JAN	781.0	1,012.6	1,793.6	(231.6)	(14.7)	(9.5)	(11.8)	14.4
FEB/FEB	620.8	812.5	1,433.4	(191.7)	(5.5)	(28.8)	(20.3)	(60.5)
MAC/MAR	623.8	833.9	1,457.6	(210.1)	(24.4)	(16.2)	(19.9)	23.7
APR/APR	361.6	962.1	1,323.7	(600.4)	(65.6)	2.2	(33.6)	(652.5)
MEI/MAY	423.0	995.0	1,418.0	(572.1)	(18.4)	(4.0)	(8.8)	10.4
JUN/JUNE	452.1	802.9	1,074.8	(350.8)	(13.8)	(24.8)	(32.5)	(35.4)
JUL/JULY	430.5	890.4	1,320.9	(459.9)	(35.5)	(35.6)	(35.6)	(35.7)
OGOS/AUG	547.2	894.0	1,441.2	(346.8)	(19.8)	(45.5)	(37.9)	(63.8)
SEPT/SEPT	499.0	776.3	1,275.3	(277.2)	(54.2)	(17.2)	(37.1)	(282.0)
OKT/OCT	567.0	944.3	1,511.4	(377.3)	(12.7)	(0.2)	(5.3)	27.2
NOV/NOV	549.2	976.9	1,526.1	(427.7)	(53.2)	(15.6)	(34.5)	(2,998.5)
DIS/DEC	562.1	909.8	1,471.9	(347.7)	(31.2)	0.3	(14.6)	283.2
2024								
JAN/JAN	650.2	918.7	1,568.9	(268.5)	(16.8)	(9.3)	(12.5)	15.9
FEB/FEB	474.4	826.9	1,301.3	(352.4)	(23.6)	1.8	(9.2)	83.9
MAC/MAR								
APR/APR								
MEI/MAY								
JUN/JUNE								
JUL/JULY								
OGOS/AUG								
SEPT/SEPT								
OKT/OCT								
NOV/NOV								
DIS/DEC								

JADUAL 5 : EKSPORT, IMPORT, JUMLAH DAGANGAN DAN IMBANGAN DAGANGAN BAGI KELUARAN PERTANIAN LAIN
TABLE 5 : EXPORTS, IMPORTS, TOTAL TRADE AND BALANCE OF TRADE FOR OTHER AGRICULTURAL PRODUCTS

TEMPOH/ PERIOD	NILAI/VALUE (RM JUTA/ RM MILLION)				PERUBAHAN TAHUNAN/ ANNUAL CHANGE (%)			
	EKSPORT/ EXPORTS	IMPORT/ IMPORTS	JUMLAH DAGANGAN/ TOTAL TRADE	IMBANGAN DAGANGAN/ BALANCE OF TRADE	EKSPORT/ EXPORTS	IMPORT/ IMPORTS	JUMLAH DAGANGAN/ TOTAL TRADE	IMBANGAN DAGANGAN/ BALANCE OF TRADE
2018	78,007.9	35,848.9	113,856.8	42,158.9	(13.1)	(2.5)	(10.0)	(20.4)
2019	76,695.1	35,948.1	112,643.2	40,747.0	(1.7)	0.3	(1.1)	(3.3)
2020	80,320.8	36,872.3	117,193.1	43,448.5	4.7	2.6	4.0	6.6
2021	109,538.1	48,385.6	157,923.6	61,152.5	36.4	31.2	34.8	40.7
2022	134,492.4	56,458.0	190,950.4	78,034.5	22.8	16.7	20.9	27.6
2023	107,375.3	45,816.8	153,192.2	61,558.5	(20.2)	(18.8)	(19.8)	(21.1)
2022								
ST1/Q1	30,579.0	14,612.8	45,191.9	15,966.2	47.5	22.6	38.4	81.3
ST2/Q2	37,458.1	14,770.4	52,228.5	22,687.7	38.6	16.9	31.6	57.6
ST3/Q3	34,698.2	15,063.8	49,762.0	19,634.4	23.8	32.0	26.2	18.2
ST4/Q4	31,757.1	12,010.9	43,768.1	19,746.2	(5.9)	(3.2)	(5.2)	(7.5)
2023								
ST1/Q1	26,579.1	11,317.3	37,896.4	15,261.8	(13.1)	(22.6)	(16.1)	(4.4)
ST2/Q2	25,093.8	11,009.5	36,103.3	14,084.3	(33.0)	(25.5)	(30.9)	(37.9)
ST3/Q3	26,597.8	11,683.6	38,281.5	14,914.2	(23.3)	(22.4)	(23.1)	(24.0)
ST4/Q4	29,104.6	11,806.4	40,911.0	17,298.3	(8.4)	(1.7)	(6.5)	(12.4)
2022								
JAN/JAN	9,922.9	4,789.7	14,712.6	5,133.2	70.9	11.9	45.8	236.6
FEB/FEB	8,851.7	4,739.9	13,591.6	4,111.8	37.5	33.2	36.0	42.8
MAC/MAR	11,804.5	5,083.3	16,887.7	6,721.2	39.1	24.6	34.4	52.6
APR/APR	11,568.5	5,098.3	16,666.7	6,470.2	29.8	24.6	28.2	34.3
MEI/MAY	11,826.9	4,718.1	16,545.0	7,108.8	40.8	17.9	33.4	61.6
JUN/JUNE	14,062.7	4,954.0	19,016.7	9,108.7	44.6	9.0	33.3	76.0
JUL/JULY	11,694.2	5,058.1	16,752.4	6,636.1	27.5	27.5	27.5	27.5
OGOS/AUG	11,477.0	5,033.1	16,510.2	6,443.9	38.7	38.2	38.6	39.1
SEPT/SEPT	11,526.9	4,972.5	16,499.4	6,554.3	9.1	30.8	14.8	(3.2)
OKT/OCT	9,604.7	3,862.4	13,467.0	5,742.3	(6.5)	1.5	(4.4)	(11.3)
NOV/NOV	9,963.6	4,208.0	14,171.5	5,755.6	(10.9)	0.3	(7.9)	(17.6)
DIS/DEC	12,188.9	3,940.6	16,129.5	8,248.3	(0.9)	(10.7)	(3.5)	4.7
2023								
JAN/JAN	7,899.5	3,918.7	11,818.3	3,980.8	(20.4)	(18.2)	(19.7)	(22.4)
FEB/FEB	8,109.1	3,628.2	11,737.2	4,480.9	(8.4)	(23.5)	(13.6)	9.0
MAC/MAR	10,570.5	3,770.4	14,340.9	6,800.1	(10.5)	(25.8)	(15.1)	1.2
APR/APR	8,111.1	3,508.7	11,619.9	4,602.4	(29.9)	(31.2)	(30.3)	(28.9)
MEI/MAY	8,559.6	3,794.0	12,353.6	4,765.5	(27.6)	(19.6)	(25.3)	(33.0)
JUN/JUNE	8,423.1	3,706.7	12,129.8	4,716.4	(40.1)	(25.2)	(36.2)	(48.2)
JUL/JULY	8,633.7	3,896.3	12,530.0	4,737.4	(26.2)	(23.0)	(25.2)	(28.6)
OGOS/AUG	8,805.1	4,039.8	12,844.9	4,765.3	(23.3)	(19.7)	(22.2)	(26.1)
SEPT/SEPT	9,159.0	3,747.5	12,906.5	5,411.5	(20.5)	(24.6)	(21.8)	(17.4)
OKT/OCT	10,073.8	3,856.9	13,930.7	6,216.9	4.9	(0.1)	3.4	8.3
NOV/NOV	9,500.4	3,907.5	13,408.0	5,592.9	(4.6)	(7.1)	(5.4)	(2.8)
DIS/DEC	9,530.4	4,041.9	13,572.3	5,488.5	(21.8)	2.6	(15.9)	(33.5)
2024								
JAN/JAN	9,527.5	4,096.7	13,624.2	5,430.7	20.6	4.5	15.3	36.4
FEB/FEB	8,011.9	3,748.9	11,760.9	4,263.0	(1.2)	3.3	0.2	(4.9)
MAC/MAR								
APR/APR								
MEI/MAY								
JUN/JUNE								
JUL/JULY								
OGOS/AUG								
SEPT/SEPT								
OKT/OCT								
NOV/NOV								
DIS/DEC								

JADUAL 6 : EKSPORT BAGI AGROMAKANAN DAN HASIL PERTANIAN TERPILIH MENGIKUT KATEGORI
TABLE 6 : EXPORTS FOR AGROFOOD AND SELECTED AGRICULTURAL PRODUCTS BY CATEGORY

RM JUTA/MILLION

KATEGORI CATEGORY	DIS/ DEC 2023	JAN/ JAN 2024	FEB/ FEB 2024	% DRP. JUMLAH EKSPORT % OF TOTAL EXPORTS	JAN-FEB/ JAN-FEB 2023	JAN-FEB/ JAN-FEB 2024
JUMLAH AGROMAKANAN TOTAL OF AGROFOOD	4,123.1	4,038.4	3,890.6	31.4	6,604.6	7,929.0
TERNAKAN LIVESTOCK	322.8	332.8	316.7	2.6	600.3	649.5
BINATANG HIDUP ¹ LIVE ANIMALS ¹	99.3	106.3	89.9	0.7	156.8	196.2
DAGING DAN SEDIAAN DAGING MEAT AND MEAT PREPARATIONS	69.7	61.8	73.0	0.6	159.0	134.8
HASIL TENUSU DAIRY PRODUCTS	104.5	108.5	105.9	0.9	172.6	214.4
TELUR UNGGAS POULTRY EGGS	49.4	56.2	47.8	0.4	111.8	104.0
PERIKANAN FISHERIES	319.6	314.3	266.3	2.2	578.0	580.6
IKAN, KRUSTASEA, MOLUSKA DAN SEDIAAN ² FISH, CRUSTACEANS, MOLLUSCS AND PREPARATIONS ²	319.6	314.3	266.3	2.2	578.0	580.6
TANAMAN FOOD CROPS	2,096.5	2,020.3	2,004.3	16.2	3,133.9	4,024.6
BIJIRIN DAN SEDIAAN BIJIRIN CEREALS AND CEREAL PREPARATIONS	479.8	470.6	451.7	3.6	762.6	922.2
SAYUR-SAYURAN VEGETABLES	121.1	124.5	116.6	0.9	256.8	241.1
BUAH-BUAHAN FRUITS	243.7	198.4	138.4	1.1	370.2	336.8
GULA, SEDIAAN GULA DAN MADU SUGARS, SUGAR PREPARATIONS AND HONEY	176.7	108.8	110.3	0.9	170.4	219.2
KOPI, KOKO, TEH, REMPAH DAN KELUARAN COFFEE, COCOA, TEA, SPICES AND MANUFACTURES	1,075.2	1,118.1	1,187.3	9.6	1,573.9	2,305.3
LAIN-LAIN OTHERS	1,384.2	1,371.0	1,303.3	10.5	2,292.5	2,674.3
BAHAN MAKANAN UNTUK TERNAKAN FEEDING STUFF FOR ANIMALS	236.3	323.5	283.9	2.3	494.1	607.4
KELUARAN DAN SEDIAAN MAKANAN LAIN MISCELLANEOUS EDIBLE PRODUCTS AND PREPARATIONS	1,147.9	1,047.5	1,019.4	8.2	1,798.4	2,066.9
JUMLAH KEPERLUAN PERTANIAN TOTAL OF AGRICULTURAL INPUTS	562.1	650.2	474.4	3.8	1,401.9	1,124.6
BAJA FERTILIZERS	367.5	431.8	273.5	2.2	978.5	705.3
UBAT-UBATAN VETERINAR VETERINARY MEDICAMENTS	1.3	2.1	2.8	0.0	5.3	4.9

JADUAL 6 : EKSPORT BAGI AGROMAKANAN DAN HASIL PERTANIAN TERPILIH MENGIKUT KATEGORI
TABLE 6 : EXPORTS FOR AGROFOOD AND SELECTED AGRICULTURAL PRODUCTS BY CATEGORY

RM JUTA/MILLION

KATEGORI CATEGORY	DIS/ DEC 2023	JAN/ JAN 2024	FEB/ FEB 2024	% DRP. JUMLAH EKSPORT % OF TOTAL EXPORTS	JAN-FEB/ JAN-FEB 2023	JAN-FEB/ JAN-FEB 2024
UBAT PEMBUNUH KUMAN, UBAT SERANGGA DSB. <i>DISINFECTANTS, INSECTICIDES, FUNGICIDES, WEED KILLERS AND ANTI-SPROUTING PRODUCTS, ETC.</i>	114.0	152.1	132.9	1.1	310.0	285.0
JENTERA PERTANIAN (TERMASUK TRAKTOR) DAN ALAT GANTI <i>AGRICULTURAL MACHINERY (INCLUDING TRACTORS) AND PARTS</i>	79.4	64.2	65.2	0.5	108.0	129.4
JUMLAH KELUARAN PERTANIAN LAIN TOTAL OF OTHER AGRICULTURAL PRODUCTS	9,530.3	9,527.5	8,011.9	64.7	16,008.5	17,539.4
BINATANG HIDUP (BUKAN BINATANG TERNAKAN) <i>LIVE ANIMALS (NON LIVESTOCK)</i>	0.5	0.6	0.6	0.0	0.9	1.2
IKAN HIASAN <i>ORNAMENTAL FISH</i>	6.4	5.7	5.0	0.0	13.7	10.6
RUMPAI LAUT <i>SEAWEED</i>	2.1	1.9	0.4	0.0	2.7	2.3
LAIN-LAIN PRODUK IKAN <i>OTHER FISH PRODUCTS</i>	10.1	19.7	9.2	0.1	34.5	28.9
MINUMAN DAN TEMBAKAU <i>BEVERAGES AND TOBACCO</i>	287.4	297.4	236.2	1.9	460.5	533.5
MINYAK KELAPA SAWIT <i>PALM OIL</i>	4,757.1	5,026.7	3,529.4	28.5	8,246.7	8,556.1
MINYAK ISIRUNG KELAPA SAWIT <i>PALM KERNEL OIL</i>	582.4	375.6	495.3	4.0	875.7	870.9
BUNGA-BUNGAAN <i>FLORICULTURE</i>	34.8	33.6	34.7	0.3	64.1	68.3
BAHAN TANAMAN UNTUK PEMBIAKAN <i>SEEDS AND BUDS FOR SOWING</i>	10.7	13.9	9.8	0.1	23.2	23.7
LEMAK HAIWAN DAN SAYURAN/LAIN-LAIN BIJI-BIJI MINYAK <i>ANIMAL AND VEGETABLE FATS/OTHER OIL SEEDS</i>	1,287.9	1,266.6	1,237.8	10.0	2,378.4	2,504.3
GETAH ASLI DAN SUSU GETAH <i>NATURAL RUBBER AND NATURAL GUMS IN PRIMARY FORMS</i>	310.5	297.9	390.0	3.2	547.8	687.9
KULIT DAN BULU BINATANG <i>HIDES AND SKIN</i>	7.7	5.0	6.1	0.0	21.4	11.1
GENTIAN ASLI <i>NATURAL FIBRES</i>	207.8	231.7	261.5	2.1	371.1	493.2
HASIL PERHUTANAN <i>FORESTRY PRODUCTS</i>	2,025.1	1,951.2	1,796.1	14.5	2,967.7	3,747.3
JUMLAH TOTAL	14,215.6	14,216.1	12,376.9	100.0	24,015.0	26,593.0

Nota/Notes:

¹ Binatang Ternakan/Livestock

² Tidak Termasuk Ikan Hiasan/Excluding Ornamental Fish

JADUAL 7 : IMPORT BAGI AGROMAKANAN DAN HASIL PERTANIAN TERPILIH MENGIKUT KATEGORI
TABLE 7 : IMPORTS FOR AGROFOOD AND SELECTED AGRICULTURAL PRODUCTS BY CATEGORY

RM JUTA/MILLION

KATEGORI CATEGORY	DIS/ DEC 2023	JAN/ JAN 2024	FEB/ FEB 2024	% DRP. JUMLAH IMPORT % OF TOTAL IMPORTS	JAN-FEB/ JAN-FEB 2023	JAN-FEB/ JAN-FEB 2024
JUMLAH AGROMAKANAN TOTAL OF AGROFOOD	7,096.8	8,574.5	6,279.9	57.8	11,887.1	14,854.4
TERNAKAN LIVESTOCK	1,048.5	1,130.7	1,109.5	10.2	1,879.0	2,240.2
BINATANG HIDUP ¹ LIVE ANIMALS ¹	23.0	32.4	18.7	0.2	37.5	51.1
DAGING DAN SEDIAAN DAGING MEAT AND MEAT PREPARATIONS	488.9	613.0	588.3	5.4	988.4	1,201.3
HASIL TENUSU DAIRY PRODUCTS	533.3	482.5	498.4	4.6	842.5	980.9
TELUR UNGGAS POULTRY EGGS	3.4	2.7	4.1	0.0	10.6	6.8
PERIKANAN FISHERIES	559.5	551.7	417.8	3.8	923.4	969.5
IKAN, KRUSTASEA, MOLUSKA DAN SEDIAAN ² FISH, CRUSTACEANS, MOLLUSCS AND PREPARATIONS ²	559.5	551.7	417.8	3.8	923.4	969.5
TANAMAN FOOD CROPS	4,163.8	5,279.9	3,633.9	33.5	6,561.8	8,913.8
BIJIRIN DAN SEDIAAN BIJIRIN CEREALS AND CEREAL PREPARATIONS	957.9	1,220.4	926.8	8.5	1,909.8	2,147.2
SAYUR-SAYURAN VEGETABLES	638.8	735.8	516.5	4.8	1,066.0	1,252.3
BUAH-BUAHAN FRUITS	480.4	683.8	356.9	3.3	871.9	1,040.6
GULA, SEDIAAN GULA DAN MADU SUGARS, SUGAR PREPARATIONS AND HONEY	739.7	1,021.1	301.8	2.8	986.0	1,322.9
KOPI, KOKO, TEH, REMPAH DAN KELUARAN COFFEE, COCOA, TEA, SPICES AND MANUFACTURES	1,347.1	1,618.8	1,531.9	14.1	1,728.2	3,150.7
LAIN-LAIN OTHERS	1,324.9	1,612.1	1,118.8	10.3	2,522.9	2,731.0
BAHAN MAKANAN UNTUK TERNAKAN FEEDING STUFF FOR ANIMALS	589.4	922.0	408.8	3.8	1,285.0	1,330.8
KELUARAN DAN SEDIAAN MAKANAN LAIN MISCELLANEOUS EDIBLE PRODUCTS AND PREPARATIONS	735.5	690.2	710.0	6.5	1,237.9	1,400.1
JUMLAH KEPERLUAN PERTANIAN TOTAL OF AGRICULTURAL INPUTS	909.8	918.7	826.9	7.6	1,825.1	1,745.6
BAJA FERTILIZERS	457.3	468.1	420.3	3.9	1,127.6	888.3
UBAT-UBATAN VETERINAR VETERINARY MEDICAMENTS	107.3	106.1	89.1	0.8	230.1	195.2

JADUAL 7 : IMPORT BAGI AGROMAKAMAN DAN HASIL PERTANIAN TERPILIH MENGIKUT KATEGORI
TABLE 7 : IMPORTS FOR AGROFOOD AND SELECTED AGRICULTURAL PRODUCTS BY CATEGORY

RM JUTA/MILLION

KATEGORI CATEGORY	DIS/ DEC 2023	JAN/ JAN 2024	FEB/ FEB 2024	% DRP. JUMLAH IMPORT % OF TOTAL IMPORTS	JAN-FEB/ JAN-FEB 2023	JAN-FEB/ JAN-FEB 2024
	UBAT PEMBUNUH KUMAN, UBAT SERANGGA DSB. DISINFECTANTS, INSECTICIDES, FUNGICIDES, WEED KILLERS AND ANTI-SPROUTING PRODUCTS, ETC.	110.6	119.8	93.6	0.9	165.1
JENTERA PERTANIAN (TERMASUK TRAKTOR) DAN ALAT GANTI AGRICULTURAL MACHINERY (INCLUDING TRACTORS) AND PARTS	234.6	224.8	223.9	2.1	302.3	448.7
JUMLAH KELUARAN PERTANIAN LAIN TOTAL OF OTHER AGRICULTURAL PRODUCTS	4,041.7	4,096.7	3,748.9	34.5	7,546.8	7,845.7
BINATANG HIDUP (BUKAN BINATANG TERNAKAN) LIVE ANIMALS (NON LIVESTOCK)	0.4	0.6	0.4	0.0	0.7	1.0
IKAN HIASAN ORNAMENTAL FISH	5.8	3.9	3.9	0.0	8.8	7.8
RUMPAI LAUT SEAWEED	6.8	7.8	5.7	0.1	14.9	13.4
LAIN-LAIN PRODUK IKAN OTHER FISH PRODUCTS	14.7	12.5	10.7	0.1	35.0	23.2
MINUMAN DAN TEMBAKAU BEVERAGES AND TOBACCO	301.3	313.1	289.9	2.7	583.6	603.0
MINYAK KELAPA SAWIT PALM OIL	112.4	56.3	58.3	0.5	1,025.0	114.6
MINYAK ISIRUNG KELAPA SAWIT PALM KERNEL OIL	138.9	81.2	23.1	0.2	231.6	104.4
BUNGA-BUNGAAN FLORICULTURE	7.4	7.7	8.3	0.1	13.0	15.9
BAHAN TANAMAN UNTUK PEMBIAKAN SEEDS AND BUDS FOR SOWING	15.0	18.3	12.0	0.1	16.1	30.4
LEMAK HAIWAN DAN SAYURAN/LAIN-LAIN BIJI-BIJI MINYAK ANIMAL AND VEGETABLE FATS/OTHER OIL SEEDS	958.9	1,071.2	936.1	8.6	2,012.4	2,007.4
GETAH ASLI DAN SUSU GETAH NATURAL RUBBER AND NATURAL GUMS IN PRIMARY FORMS	775.2	719.5	852.5	7.9	1,045.7	1,572.0
KULIT DAN BULU BINATANG HIDES AND SKIN	24.9	22.6	20.7	0.2	55.4	43.3
GENTIAN ASLI NATURAL FIBRES	99.9	139.2	121.3	1.1	172.8	260.5
HASIL PERHUTANAN FORESTRY PRODUCTS	1,580.1	1,642.8	1,406.0	13.0	2,331.8	3,048.8
JUMLAH TOTAL	12,048.5	13,589.9	10,855.8	100.0	21,259.1	24,445.7

Nota/Notes:

¹ Binatang Ternakan/Livestock

² Tidak Termasuk Ikan Hiasan/Excluding Ornamental Fish

JADUAL 8 : EKSPORT AGROMAKANAN MENGIKUT KOMODITI TERPILIH
TABLE 8 : EXPORTS OF AGROFOOD BY SELECTED COMMODITIES

RM JUTA/MILLION

KETERANGAN DESCRIPTION	DIS/ DEC 2023	JAN/ JAN 2024	FEB/ FEB 2024	% DRP. JUMLAH EKPORT % OF TOTAL EXPORTS	JAN-FEB/ JAN-FEB 2023	JAN-FEB/ JAN-FEB 2024
BINATANG HIDUP¹ LIVE ANIMALS¹	99.3	106.3	89.9	2.3	156.8	196.2
LEMBU/KERBAU CATTLE/BUFFALO	0.1	0.1	0.1	0.0	0.1	0.2
KAMBING/BEBIRI GOATS/SHEEP	-	-	-	-	-	-
BABI SWINE	19.6	18.6	17.9	0.5	14.7	36.6
AYAM/ITIK LIVE POULTRY	79.6	87.6	71.9	1.8	142.1	159.5
AYAM TURKI TURKEY	-	-	-	-	-	-
DAGING DAN SEDIAAN DAGING MEAT AND MEAT PREPARATIONS	69.7	61.8	73.0	1.9	159.0	134.8
LEMBU/KERBAU BEEF	10.1	13.3	18.3	0.5	53.9	31.6
KAMBING/BEBIRI MUTTON	-	-	0.5	0.0	0.3	0.5
BABI PORK	4.2	4.8	0.7	0.0	1.9	5.4
AYAM/ITIK POULTRY MEAT	52.6	40.2	50.8	1.3	96.1	91.0
DAGING AYAM TURKI TURKEY MEATS	0.0	0.0	-	-	0.0	0.0
LAIN - LAIN OTHERS	2.8	3.5	2.8	0.1	6.8	6.3
HASIL TENUSU DAIRY PRODUCTS	104.5	108.5	105.9	2.7	172.6	214.4
SUSU SEGAR FRESH MILK	5.0	7.4	6.3	0.2	9.8	13.7
LAIN-LAIN SUSU, KRIM DAN PRODUK SUSU OTHER MILK, CREAM AND MILK PRODUCTS	87.5	83.9	84.9	2.2	134.9	168.8
MENTEGA/LAIN-LAIN MINYAK DAN LEMAK DARI TENUSU BUTTER/OTHER FATS AND OILS DERIVED FROM MILK	9.3	14.4	9.5	0.2	17.8	23.9
KEJU DAN DADIH CHEESE AND CURD	2.7	2.8	5.2	0.1	10.1	8.0
TELUR UNGGAS POULTRY EGGS	49.4	56.2	47.8	1.2	111.8	104.0
TELUR UNGGAS POULTRY EGGS	49.4	56.2	47.8	1.2	111.8	104.0
IKAN, KRUSTASEA, MOLUSKA DAN SEDIAAN² FISH, CRUSTACEANS, MOLLUSCS AND PREPARATION²	319.6	314.3	266.3	6.8	578.0	580.6
IKAN HIDUP FISH; ALIVE	2.4	2.4	2.2	0.1	3.8	4.7

JADUAL 8 : EKSPORT AGROMAKANAN MENGIKUT KOMODITI TERPILIH
TABLE 8 : EXPORTS OF AGROFOOD BY SELECTED COMMODITIES

RM JUTA/MILLION

KETERANGAN DESCRIPTION	DIS/ DEC 2023	JAN/ JAN 2024	FEB/ FEB 2024	% DRP. JUMLAH EKPORT % OF TOTAL EXPORTS	JAN-FEB/ JAN-FEB 2023	JAN-FEB/ JAN-FEB 2024
IKAN SEGAR, DISEJUKKAN DAN DIBEKUKAN FISH; FRESH, CHILLED AND FROZEN	59.9	58.2	58.5	1.5	106.0	116.7
IKAN KERING, ASIN DAN ASAP FISH; DRIED, SALTED OR IN BRINE, SMOKED	5.2	4.1	3.4	0.1	8.4	7.4
KRUSTASEA DAN MOLUSKA CRUSTACEANS AND MOLLUSCS	143.6	144.9	122.3	3.1	289.9	267.2
SEDIAAN IKAN, KRUSTASEA DAN MOLUSKA FISH, CRUSTACEANS AND MOLLUSCS; PREPARED	99.4	98.2	76.2	2.0	154.4	174.4
LAIN-LAIN PRODUK IKAN, KRUSTASIA DAN MOLUSKA OTHER FISH, CRUSTACEANS AND MOLLUSCS PRODUCTS	9.1	6.6	3.7	0.1	15.5	10.3
BIJIRIN DAN SEDIAAN BIJIRIN CEREALS AND CEREAL PREPARATIONS	479.8	470.6	451.7	11.6	762.6	922.2
BERAS RICE	18.2	16.1	31.1	0.8	39.1	47.2
TEPUNG BERAS RICE FLOUR	0.0	0.0	0.0	0.0	0.1	0.0
GANDUM DAN MESLIN WHEAT (INCLUDING SPELT) AND MESLIN	0.1	0.3	0.4	0.0	0.1	0.6
TEPUNG GANDUM DAN TEPUNG MESLIN WHEAT FLOUR AND MESLIN FLOUR	15.4	14.6	13.1	0.3	28.1	27.7
MALT MALT	2.1	2.4	1.8	0.0	3.5	4.2
BISKUT BISCUITS	33.7	26.6	27.8	0.7	65.3	54.4
KELUARAN ROTI BAKERS' WARES	144.9	152.8	135.2	3.5	319.6	288.0
BIJIRIN BERSALUT KOKO CEREAL COATED WITH CHOCOLATE	19.6	19.0	16.9	0.4	34.9	35.9
BIJIRIN JAGUNG GULUNG ATAU SERPIHAN ROLL OR FLAKE GRAINS OF MAIZE	2.2	2.1	0.6	0.0	1.9	2.7
LAIN-LAIN BIJIRIN JAGUNG OTHER WORKED GRAINS OF MAIZE	2.3	3.3	1.2	-	-	4.4
LAIN - LAIN OTHERS	241.4	233.5	223.6	5.7	270.0	457.1
SAYUR - SAYURAN VEGETABLES	121.1	124.5	116.6	3.0	256.8	241.1
SAYUR-SAYURAN TROPIKA TROPICAL VEGETABLES	57.1	56.8	55.8	1.4	124.6	112.7
BAYAM SPINACH	2.4	1.6	2.7	0.1	4.2	4.4
CENDAWAN MUSHROOMS	6.4	7.1	6.4	0.2	12.2	13.5
CILI CHILLIES	3.3	3.6	3.3	0.1	5.0	6.9

JADUAL 8 : EKSPORT AGROMAKANAN MENGIKUT KOMODITI TERPILIH
TABLE 8 : EXPORTS OF AGROFOOD BY SELECTED COMMODITIES

RM JUTA/MILLION

KETERANGAN DESCRIPTION	DIS/ DEC 2023	JAN/ JAN 2024	FEB/ FEB 2024	% DRP. JUMLAH EKPORT % OF TOTAL EXPORTS	JAN-FEB/ JAN-FEB 2023	JAN-FEB/ JAN-FEB 2024
HALIA GINGER	1.1	0.9	0.8	0.0	2.3	1.7
JAGUNG MANIS SWEET CORN	3.8	3.2	2.9	0.1	5.7	6.1
KACANG BENDI LADY'S FINGERS	1.0	0.5	1.0	0.0	1.1	1.6
KACANG BUNCIS FRENCH BEANS	1.3	1.6	1.6	0.0	2.9	3.2
KACANG PANJANG LONG BEANS	0.9	1.5	1.4	0.0	1.6	2.9
KOBIS CABBAGES	1.8	1.0	1.1	0.0	2.2	2.1
SALAD LETTUCE	7.4	8.3	8.3	0.2	14.7	16.6
SAWI BRASSICA	1.1	0.3	0.2	0.0	1.9	0.4
SAYURAN CAMPURAN MIXTURES OF VEGETABLES	10.0	7.1	8.0	0.2	22.2	15.1
TERUNG AUBERGINES (EGG-PLANTS)	2.5	2.1	3.0	0.1	5.1	5.1
TIMUN CUCUMBER	3.4	5.3	4.3	0.1	7.6	9.7
TOMATO TOMATOES	10.2	12.4	10.3	0.3	34.7	22.7
UBI KAYU CASSAVA	0.1	0.2	0.1	0.0	0.4	0.3
UBI KELEDEK SWEET POTATO	0.3	0.1	0.3	0.0	0.8	0.4
SAYUR-SAYURAN TEMPERATE TEMPERATE VEGETABLES	64.0	67.7	60.8	1.6	132.2	128.4
BAWANG ONIONS AND SHALLOTS	3.9	4.1	3.2	0.1	9.8	7.3
BAWANG PUTIH GARLIC	14.1	14.1	12.5	0.3	10.8	26.6
BUNGA KOBIS/BROKOLI CAULIFLOWERS/HEADED BROCCOLI	0.9	1.2	1.1	0.0	1.3	2.4
KEKACANG SHELLED BEANS	2.9	3.7	3.1	0.1	30.3	6.7
LOBAK MERAH CARROTS AND TURNIPS	1.2	1.3	1.3	0.0	2.2	2.6
UBI KENTANG POTATOES	11.1	11.7	8.8	0.2	23.6	20.5
LAIN - LAIN OTHERS	29.9	31.6	30.8	0.8	54.2	62.4

JADUAL 8 : EKSPORT AGROMAKANAN MENGIKUT KOMODITI TERPILIH
TABLE 8 : EXPORTS OF AGROFOOD BY SELECTED COMMODITIES

RM JUTA/MILLION

KETERANGAN DESCRIPTION	DIS/ DEC 2023	JAN/ JAN 2024	FEB/ FEB 2024	% DRP. JUMLAH EKPORT % OF TOTAL EXPORTS	JAN-FEB/ JAN-FEB 2023	JAN-FEB/ JAN-FEB 2024
BUAH-BUAHAN FRUITS	243.7	198.4	138.4	3.6	370.2	336.8
BUAH-BUAHAN TROPIKA TROPICAL FRUITS	229.1	179.6	118.8	3.1	343.3	298.3
PISANG BANANAS	2.7	2.9	2.6	0.1	5.4	5.5
NANAS PINEAPPLES	2.9	3.7	1.7	0.0	7.7	5.4
KELAPA COCONUT	4.5	5.1	4.0	0.1	8.9	9.2
TEMBIKAI WATERMELONS AND MELONS	6.2	6.4	6.6	0.2	10.7	13.0
BETIK PAPAYAS	2.3	2.0	1.6	0.0	3.9	3.6
JAMBU BATU GUAVAS	0.9	1.0	0.9	0.0	1.8	1.9
MANGGA MANGOES	1.5	2.5	3.0	0.1	3.0	5.5
MANGGIS MANGOSTEENS	1.0	0.7	0.2	0.0	0.4	0.8
RAMBUTAN RAMBUTAN	0.2	0.1	0.0	0.0	0.1	0.1
DURIAN DURIAN	16.4	7.1	6.5	0.2	32.9	13.6
BELIMBING STAR FRUITS	2.4	1.6	1.2	0.0	2.0	2.8
NANGKA DAN CEMPEDAK JACK FRUIT	1.8	1.9	1.9	0.0	2.2	3.8
LANGSAT LANGSAT	0.0	0.2	0.0	0.0	-	0.2
MATA KUCING (TERMASUK LONGAN) MATA KUCING (INCLUDING LONGAN)	0.1	0.1	0.1	0.0	0.3	0.2
CIKU CIKUS	0.1	0.1	0.1	0.0	0.1	0.2
AVOCADO AVOCADOS	0.5	0.5	0.4	0.0	0.3	0.9
NAGA/PITAYA DRAGON FRUIT	1.1	1.2	1.2	0.0	2.5	2.4
ASAM JAWA TAMARIND	0.4	0.4	0.1	0.0	0.3	0.5
BUAH-BUAHAN DIAWET DAN SEDIAAN FRUIT PRESERVED AND PREPARATIONS	175.4	132.4	74.7	1.9	247.9	207.1
JUS BUAH-BUAHAN DAN SAYUR-SAYURAN FRUIT AND VEGETABLE JUICES	8.5	9.5	11.7	0.3	12.7	21.2

JADUAL 8 : EKSPORT AGROMAKANAN MENGIKUT KOMODITI TERPILIH
TABLE 8 : EXPORTS OF AGROFOOD BY SELECTED COMMODITIES

RM JUTA/MILLION

KETERANGAN DESCRIPTION	DIS/ DEC 2023	JAN/ JAN 2024	FEB/ FEB 2024	% DRP. JUMLAH EKPORT % OF TOTAL EXPORTS	JAN-FEB/ JAN-FEB 2023	JAN-FEB/ JAN-FEB 2024
BUAH-BUAHAN TROPIKA LAIN OTHER TROPICAL FRUITS	0.1	0.4	0.1	0.0	0.1	0.5
BUAH-BUAHAN TEMPERATE TEMPERATE FRUITS	14.6	18.8	19.6	0.5	26.9	38.4
EPAL APPLES	1.8	2.0	1.3	0.0	1.6	3.3
OREN ORANGES	1.6	1.3	0.9	0.0	3.2	2.2
LIMAU MANDARIN MANDARINS (INCLUDING TANGERINES AND SATSUMAS)	0.7	2.9	1.7	0.0	2.8	4.5
PIR PEARS AND QUINCES	1.0	0.6	0.5	0.0	0.5	1.1
ANGGUR GRAPES	1.9	2.1	1.4	0.0	1.4	3.5
KURMA DATES	0.7	1.1	3.9	0.1	3.5	5.0
KACANG NUTS	2.4	2.6	5.6	0.1	5.5	8.2
LAIN - LAIN OTHERS	4.7	6.2	4.3	0.1	8.3	10.4
GULA, SEDIAAN GULA DAN MADU SUGARS, SUGAR PREPARATIONS AND HONEY	176.7	108.8	110.3	2.8	170.4	219.2
GULA TEBU DAN GULA UBI CANE OR BEET SUGAR	103.2	43.1	49.4	1.3	32.9	92.5
MADU NATURAL HONEY	0.3	0.5	0.2	0.0	1.2	0.7
LAKTOS LACTOSE	0.0	0.0	0.0	0.0	1.1	0.0
MOLASS MOLASSES	1.6	1.2	1.7	0.0	3.5	2.9
GLUKOS/FRUKTOS/MALTOS GLUCOSE/FRUCTOSE/MALTOSE	1.6	0.7	1.3	0.0	4.6	2.1
SEDIAAN GULA SUGAR CONFECTIONERY	2.4	1.9	2.6	0.1	6.1	4.6
LAIN - LAIN OTHERS	67.6	61.4	55.1	1.4	121.0	116.5
KOPI, KOKO, TEH, REMPAH DAN KELUARAN COFFEE, COCOA, TEA, SPICES AND MANUFACTURES	1,075.2	1,118.1	1,187.3	30.5	1,573.9	2,305.3
KOPI DAN PENGGANTINYA COFFEE AND COFFEE SUBSTITUTES	222.5	216.7	233.4	6.0	337.0	450.1
TEH TEA	13.5	12.9	12.1	0.3	21.9	25.0
KOKO COCOA	640.7	692.9	748.3	19.2	895.6	1,441.2

JADUAL 8 : EKSPORT AGROMAKANAN MENGIKUT KOMODITI TERPILIH
TABLE 8 : EXPORTS OF AGROFOOD BY SELECTED COMMODITIES

RM JUTA/MILLION

KETERANGAN DESCRIPTION	DIS/ DEC 2023	JAN/ JAN 2024	FEB/ FEB 2024	% DRP. JUMLAH EKPORT % OF TOTAL EXPORTS	JAN-FEB/ JAN-FEB 2023	JAN-FEB/ JAN-FEB 2024
COKLAT DAN SEDIAAN KOKO CHOCOLATE AND PREPARATIONS CONTAINING COCOA	164.2	162.4	163.8	4.2	253.8	326.1
KETUMBAR SEEDS OF CORIANDER	0.4	0.5	0.4	0.0	0.9	0.9
JINTAN SEEDS OF CUMIN	0.1	0.4	0.4	0.0	0.1	0.8
LADA (HITAM, PUTIH DAN HIJAU) PEPPER (BLACK, WHITE AND GREEN)	13.5	10.5	8.3	0.2	22.2	18.8
CILI KERING FRUITS OF THE GENUS CAPSICUM OR GENUS PIMENTA; DRIED	2.6	3.3	3.1	0.1	6.9	6.4
KUNYIT TURMERIC	0.5	0.5	0.3	0.0	0.4	0.8
LAIN - LAIN OTHERS	17.3	18.0	17.2	0.4	35.1	35.1
BAHAN MAKANAN UNTUK TERNAKAN FEEDING STUFF FOR ANIMALS	236.3	323.5	283.9	7.3	494.1	607.4
JAGUNG (TIDAK TERMASUK JAGUNG MANIS) MAIZE (NOT INCLUDING SWEET CORN)	0.9	1.9	0.2	0.0	1.0	2.0
HAMPAS KACANG SOYA OIL-CAKE AND OTHER SOLID RESIDUES FROM EXTRACTION OF SOYABEAN OIL	15.2	9.2	54.5	1.4	22.0	63.7
HAMPAS GANDUM BRAN AND POLLARD OF WHEAT	2.0	2.8	2.0	0.1	2.9	4.8
HAMPAS KACANG TANAH OIL-CAKE AND OTHER SOLID RESIDUES FROM EXTRACTION OF GROUND-NUTS OIL	-	-	-	-	-	-
HAMPAS RAPESEED OIL-CAKE AND OTHER SOLID RESIDUES OF RAPESEED	0.1	0.0	0.0	0.0	-	0.1
HAMPAS KELAPA DAN KOPRA OIL-CAKE AND OTHER SOLID RESIDUES OF COCONUT OR COPRA	-	-	-	-	0.1	0.0
HAMPAS BERAS BRAN AND RESIDUES OF RICE	-	-	-	-	-	-
HAMPAS DAGING MEAT OFFAL; GREAVES	2.3	1.8	2.6	0.1	3.8	4.4
HAMPAS KANJI RESIDUES OF STARCH MANUFACTURE AND SIMILAR RESIDUES	-	-	-	-	-	-
HAMPAS ISIRUNG KELAPA SAWIT PALM KERNEL CAKE	99.7	183.2	102.4	2.6	247.1	285.6
MAKANAN TERNAKAN SEDIAAN LAIN OTHER PREPARATIONS OF A KIND USED IN ANIMAL FEEDING	-	-	-	-	-	-
LAIN - LAIN OTHERS	116.2	124.6	122.2	3.1	217.1	246.8
KELUARAN DAN SEDIAAN MAKANAN LAIN MISCELLANEOUS EDIBLE PRODUCTS AND PREPARATIONS	1,147.9	1,047.5	1,019.4	26.2	1,798.4	2,066.9
MARJERIN DAN LELEMAK MARGARINE AND SHORTENING	192.5	192.5	207.6	5.3	395.0	400.1

JADUAL 8 : EKSPORT AGROMAKANAN MENGIKUT KOMODITI TERPILIH
TABLE 8 : EXPORTS OF AGROFOOD BY SELECTED COMMODITIES

RM JUTA/MILLION

KETERANGAN DESCRIPTION	DIS/ DEC 2023	JAN/ JAN 2024	FEB/ FEB 2024	% DRP. JUMLAH EKSPORT % OF TOTAL EXPORTS	JAN-FEB/ JAN-FEB 2023	JAN-FEB/ JAN-FEB 2024
RUMUSAN SUSU BAYI PREPARATIONS FOR INFANTS' FEEDING	-	-	-	-	-	-
MAKANAN BAYI INFANTS' FOOD	20.0	9.7	17.2	0.4	17.8	26.9
SOS SAUCES	81.4	86.0	77.4	2.0	137.0	163.4
SUP SOUP	6.4	4.8	6.7	0.2	10.7	11.5
MI/MIHUN/PASTA NOODLES/VERMICELLI/PASTA	2.8	2.0	2.3	0.1	4.2	4.3
MAKANAN TAMBAHAN FOOD SUPPLEMENTS	37.3	43.0	32.5	0.8	72.8	75.4
YIS YEASTS	2.4	2.8	3.0	0.1	8.2	5.9
SUSU ISIAN FILLED MILK	249.1	198.4	226.8	5.8	288.5	425.2
SARANG BURUNG BIRDS' NESTS	124.0	135.1	63.5	1.6	145.0	198.6
LAIN - LAIN OTHERS	431.9	373.2	382.4	9.8	719.2	755.7
JUMLAH TOTAL	4,123.1	4,038.4	3,890.6	100.0	6,604.6	7,929.0

Nota/Notes:

¹ Binatang Ternakan/Livestock

² Tidak Termasuk Ikan Hiasan/Excluding Ornamental Fish

JADUAL 9 : IMPORT AGROMAKANAN MENGIKUT KOMODITI TERPILIH
TABLE 9 : IMPORTS OF AGROFOOD BY SELECTED COMMODITIES

RM JUTA/MILLION

KETERANGAN DESCRIPTION	DIS/ DEC 2023	JAN/ JAN 2024	FEB/ FEB 2024	% DRP. JUMLAH IMPORT % OF TOTAL IMPORTS	JAN-FEB/ JAN-FEB 2023	JAN-FEB/ JAN-FEB 2024
BINATANG HIDUP¹ LIVE ANIMALS¹	23.0	32.4	18.7	0.3	37.5	51.1
LEMBU/KERBAU CATTLE/BUFFALO	10.3	7.0	8.5	0.1	20.1	15.5
KAMBING/BEIRI GOATS/SHEEP	1.0	1.0	0.5	0.0	1.3	1.5
BABI SWINE	7.8	8.1	-	-	0.0	8.1
AYAM/ITIK LIVE POULTRY	3.8	16.3	9.7	0.2	16.1	26.0
AYAM TURKI TURKEY	0.0	-	-	-	-	-
ANGSA GOOSE	-	-	-	-	-	-
DAGING DAN SEDIAAN DAGING MEAT AND MEAT PREPARATIONS	488.9	613.0	588.3	9.4	988.4	1,201.3
LEMBU/KERBAU BEEF	220.6	316.3	338.3	5.4	486.1	654.6
KAMBING/BEIRI MUTTON	51.1	54.7	53.6	0.9	115.5	108.3
BABI PORK	64.2	75.5	57.5	0.9	104.2	133.0
AYAM/ITIK POULTRY MEAT	150.9	161.9	137.3	2.2	274.8	299.2
DAGING AYAM TURKI TURKEY MEATS	-	-	-	-	-	-
LAIN - LAIN OTHERS	2.2	4.5	1.6	0.0	7.7	6.1
HASIL TENUSU DAIRY PRODUCTS	533.3	482.5	498.4	7.9	842.5	980.9
SUSU SEGAR FRESH MILK	22.3	21.3	11.4	0.2	36.2	32.7
LAIN-LAIN SUSU, KRIM DAN PRODUK SUSU OTHER MILK, CREAM AND MILK PRODUCTS	353.4	328.7	380.1	6.1	570.8	708.8
MENTEGA/LAIN-LAIN MINYAK DAN LEMAK DARI TENUSU BUTTER/OTHER FATS AND OILS DERIVED FROM MILK	80.6	55.7	48.1	0.8	117.7	103.8
KEJU DAN DADIH CHEESE AND CURD	76.9	76.8	58.8	0.9	117.7	135.6
TELUR UNGGAS POULTRY EGGS	3.4	2.7	4.1	0.1	10.6	6.8
TELUR UNGGAS POULTRY EGGS	3.4	2.7	4.1	0.1	10.6	6.8
IKAN, KRUSTASEA, MOLUSKA DAN SEDIAAN² FISH, CRUSTACEANS, MOLLUSCS AND PREPARATION²	559.5	551.7	417.8	6.7	923.4	969.5
IKAN HIDUP FISH; ALIVE	2.7	2.6	2.7	0.0	5.7	5.4

JADUAL 9 : IMPORT AGROMAKANAN MENGIKUT KOMODITI TERPILIH
TABLE 9 : IMPORTS OF AGROFOOD BY SELECTED COMMODITIES

RM JUTA/MILLION

KETERANGAN DESCRIPTION	DIS/ DEC 2023	JAN/ JAN 2024	FEB/ FEB 2024	% DRP. JUMLAH IMPORT % OF TOTAL IMPORTS	JAN-FEB/ JAN-FEB 2023	JAN-FEB/ JAN-FEB 2024
IKAN SEGAR, DISEJUKKAN DAN DIBEKUKAN FISH; FRESH, CHILLED AND FROZEN	279.1	279.6	214.8	3.4	495.1	494.4
IKAN KERING, ASIN DAN ASAP FISH; DRIED, SALTED OR IN BRINE, SMOKED	17.2	17.5	9.5	0.2	29.6	27.1
KRUSTASEA DAN MOLUSKA CRUSTACEANS AND MOLLUSCS	154.1	149.7	123.1	2.0	264.0	272.7
SEDIAAN IKAN, KRUSTASEA DAN MOLUSKA FISH, CRUSTACEANS AND MOLLUSCS; PREPARED	81.9	82.1	47.7	0.8	96.6	129.8
LAIN-LAIN PRODUK IKAN, KRUSTASIA DAN MOLUSKA OTHER FISH, CRUSTACEANS AND MOLLUSCS PRODUCTS	24.6	20.2	19.9	0.3	32.3	40.1
BIJIRIN DAN SEDIAAN BIJIRIN CEREALS AND CEREAL PREPARATIONS	957.9	1,220.4	926.8	14.8	1,909.8	2,147.2
BERAS RICE	411.2	415.2	370.2	5.9	263.5	785.4
TEPUNG BERAS RICE FLOUR	1.2	2.6	1.8	0.0	3.9	4.4
GANDUM DAN MESLIN WHEAT (INCLUDING SPELT) AND MESLIN	180.2	236.8	226.5	3.6	565.9	463.3
TEPUNG GANDUM DAN TEPUNG MESLIN WHEAT FLOUR AND MESLIN FLOUR	21.9	25.6	20.8	0.3	37.2	46.4
MALT MALT	13.3	28.0	22.0	0.4	16.9	50.1
BISKUT BISCUITS	29.2	22.3	30.1	0.5	48.9	52.5
KELUARAN ROTI BAKERS' WARES	27.0	28.1	20.0	0.3	31.4	48.0
BIJIRIN BERSALUT KOKO CEREAL COATED WITH CHOCOLATE	10.8	9.0	10.1	0.2	19.5	19.1
BIJIRIN JAGUNG GULUNG ATAU SERPIHAN ROLL OR FLAKE GRAINS OF MAIZE	160.8	341.9	141.5	2.3	752.4	483.3
LAIN-LAIN BIJIRIN JAGUNG OTHER WORKED GRAINS OF MAIZE	0.6	1.0	0.1	0.0	2.8	1.1
LAIN - LAIN OTHERS	101.5	109.9	83.7	1.3	167.5	193.6
SAYUR - SAYURAN VEGETABLES	638.8	735.8	516.5	8.2	1,066.0	1,252.3
SAYUR-SAYURAN TROPIKA TROPICAL VEGETABLES	130.2	158.0	106.1	1.7	229.5	264.1
BAYAM SPINACH	1.3	1.5	1.1	1.5	3.0	2.5
CENDAWAN MUSHROOMS	28.3	34.2	22.0	34.2	46.9	56.2
CILI CHILLIES	24.2	23.1	19.1	23.1	34.8	42.1

JADUAL 9 : IMPORT AGROMAKANAN MENGIKUT KOMODITI TERPILIH
TABLE 9 : IMPORTS OF AGROFOOD BY SELECTED COMMODITIES

RM JUTA/MILLION

KETERANGAN DESCRIPTION	DIS/ DEC 2023	JAN/ JAN 2024	FEB/ FEB 2024	% DRP. JUMLAH IMPORT % OF TOTAL IMPORTS	JAN-FEB/ JAN-FEB 2023	JAN-FEB/ JAN-FEB 2024
HALIA GINGER	21.4	21.2	14.0	21.2	33.3	35.2
JAGUNG MANIS SWEET CORN	6.4	6.0	3.8	6.0	7.2	9.7
KACANG BENDI LADY'S FINGERS	0.1	0.1	0.1	0.1	0.2	0.2
KACANG BUNCIS FRENCH BEANS	0.3	0.3	0.3	0.3	0.4	0.6
KACANG PANJANG LONG BEANS	0.1	0.2	0.2	0.2	0.4	0.4
KOBIS CABBAGES	17.8	24.4	15.8	24.4	35.3	40.2
SALAD LETTUCE	1.9	1.6	1.5	1.6	3.2	3.2
SAWI BRASSICA	0.9	2.2	0.9	2.2	2.5	3.1
SAYURAN CAMPURAN MIXTURES OF VEGETABLES	15.4	15.9	11.3	15.9	20.8	27.2
TERUNG AUBERGINES (EGG-PLANTS)	0.3	0.4	0.5	0.4	0.9	0.9
TIMUN CUCUMBER	1.2	1.2	0.7	1.2	2.0	1.9
TOMATO TOMATOES	5.8	16.5	9.5	16.5	30.0	26.0
UBI KAYU CASSAVA	0.1	5.6	2.4	5.6	0.7	8.0
UBI KELEDEK SWEET POTATO	4.5	3.7	2.9	3.7	7.7	6.6
SAYUR-SAYURAN TEMPERATE TEMPERATE VEGETABLES	508.6	577.8	410.4	6.5	836.5	988.2
BAWANG ONIONS AND SHALLOTS	111.6	166.4	97.7	1.6	174.0	264.1
BAWANG PUTIH GARLIC	124.5	108.5	74.8	1.2	111.7	183.3
BUNGA KOBIS/BROKOLI CAULIFLOWERS/HEADED BROCCOLI	28.8	31.1	22.2	0.4	58.1	53.3
KEKACANG SHELLED BEANS	34.5	38.5	32.5	0.5	98.1	71.0
LOBAK MERAH CARROTS AND TURNIPS	17.0	18.0	13.6	0.2	29.6	31.6
UBI KENTANG POTATOES	132.2	126.7	121.2	1.9	269.1	247.9
LAIN - LAIN OTHERS	60.1	88.6	48.3	0.8	95.7	136.9

JADUAL 9 : IMPORT AGROMAKANAN MENGIKUT KOMODITI TERPILIH
TABLE 9 : IMPORTS OF AGROFOOD BY SELECTED COMMODITIES

RM JUTA/MILLION

KETERANGAN DESCRIPTION	DIS/ DEC 2023	JAN/ JAN 2024	FEB/ FEB 2024	% DRP. JUMLAH IMPORT % OF TOTAL IMPORTS	JAN-FEB/ JAN-FEB 2023	JAN-FEB/ JAN-FEB 2024
BUAH-BUAHAN FRUITS	480.4	683.8	356.9	5.7	871.9	1,040.6
BUAH-BUAHAN TROPIKA TROPICAL FRUITS	150.6	146.0	123.2	2.0	242.1	269.1
PISANG BANANAS	6.7	6.8	4.4	0.1	13.1	11.2
NANAS PINEAPPLES	1.0	0.8	1.2	0.0	1.9	2.0
KELAPA COCONUT	26.6	19.1	27.6	0.4	40.7	46.7
TEMBIKAI WATERMELONS AND MELONS	2.8	5.3	2.6	0.0	3.8	8.0
BETIK PAPAYAS	0.1	0.1	0.1	0.0	0.2	0.2
JAMBU BATU GUAVAS	0.5	0.4	0.5	0.0	1.1	0.9
MANGGA MANGOES	3.6	5.9	7.5	0.1	12.2	13.4
MANGGIS MANGOSTEENS	0.6	0.5	0.2	0.0	0.1	0.7
RAMBUTAN RAMBUTAN	-	0.0	0.0	0.0	0.0	0.0
DURIAN DURIAN	-	0.0	0.0	0.0	0.1	0.0
BELIMBING STAR FRUITS	-	-	-	-	-	-
NANGKA DAN CEMPEDAK JACK FRUIT	0.0	0.0	-	-	0.0	0.0
LANGSAT LANGSAT	0.0	0.0	0.0	0.0	0.0	0.0
MATA KUCING (TERMASUK LONGAN) MATA KUCING (INCLUDING LONGAN)	5.4	7.2	7.2	0.1	21.3	14.3
CIKU CIKUS	0.1	0.0	0.0	0.0	0.1	0.1
AVOCADO AVOCADOS	5.1	4.1	4.7	0.1	10.0	8.8
NAGA/PITAYA DRAGON FRUIT	1.6	1.5	1.5	0.0	2.2	3.0
ASAM JAWA TAMARIND	1.9	1.2	1.8	0.0	4.4	3.0
BUAH-BUAHAN DIAWET DAN SEDIAAN FRUIT PRESERVED AND PREPARATIONS	71.6	74.3	45.4	0.7	92.8	119.7
JUS BUAH-BUAHAN DAN SAYUR-SAYURAN FRUIT AND VEGETABLE JUICES	16.1	13.2	15.5	0.2	28.8	28.8

JADUAL 9 : IMPORT AGROMAKANAN MENGIKUT KOMODITI TERPILIH
TABLE 9 : IMPORTS OF AGROFOOD BY SELECTED COMMODITIES

RM JUTA/MILLION

KETERANGAN DESCRIPTION	DIS/ DEC 2023	JAN/ JAN 2024	FEB/ FEB 2024	% DRP. JUMLAH IMPORT % OF TOTAL IMPORTS	JAN-FEB/ JAN-FEB 2023	JAN-FEB/ JAN-FEB 2024
BUAH-BUAHAN TROPIKA LAIN OTHER TROPICAL FRUITS	6.9	5.4	2.9	0.0	9.2	8.4
BUAH-BUAHAN TEMPERATE TEMPERATE FRUITS	329.8	537.8	233.7	3.7	629.8	771.5
EPAL APPLES	61.8	40.4	27.9	0.4	64.4	68.4
OREN ORANGES	31.2	40.1	18.9	0.3	70.9	59.0
LIMAU MANDARIN MANDARINS (INCLUDING TANGERINES AND SATSUMAS)	51.4	235.2	10.4	0.2	155.8	245.6
PIR PEARS AND QUINCES	11.2	17.2	12.8	0.2	25.7	30.0
ANGGUR GRAPES	41.7	50.3	37.3	0.6	69.5	87.6
KURMA DATES	26.7	39.8	58.2	0.9	95.2	98.0
KACANG NUTS	50.4	42.4	29.0	0.5	54.2	71.4
LAIN - LAIN OTHERS	55.3	72.5	39.1	0.6	94.1	111.5
GULA, SEDIAAN GULA DAN MADU SUGARS, SUGAR PREPARATIONS AND HONEY	739.7	1,021.1	301.8	4.8	986.0	1,322.9
GULA TEBU DAN GULA UBI CANE OR BEET SUGAR	642.9	905.6	194.6	3.1	806.5	1,100.2
MADU NATURAL HONEY	4.0	3.9	4.1	0.1	7.0	8.1
LAKTOS LACTOSE	0.9	1.4	2.9	0.0	7.1	4.2
MOLASS MOLASSES	3.4	4.0	10.3	0.2	14.2	14.3
GLUKOS/FRUKTOS/MALTOS GLUCOSE/FRUCTOSE/MALTOSE	31.0	30.9	25.1	0.4	41.7	55.9
SEDIAAN GULA SUGAR CONFECTIONERY	10.4	9.2	5.5	0.1	12.4	14.7
LAIN - LAIN OTHERS	47.1	66.2	59.3	0.9	97.1	125.5
KOPI, KOKO, TEH, REMPAH DAN KELUARAN COFFEE, COCOA, TEA, SPICES AND MANUFACTURES	1,347.1	1,618.8	1,531.9	24.4	1,728.2	3,150.7
KOPI DAN PENGGANTINYA COFFEE AND COFFEE SUBSTITUTES	200.0	218.8	168.8	2.7	256.4	387.6
TEH TEA	39.6	37.9	27.1	0.4	45.3	64.9
KOKO COCOA	933.9	1,157.4	1,170.5	18.6	1,086.4	2,327.9

JADUAL 9 : IMPORT AGROMAKANAN MENGIKUT KOMODITI TERPILIH
TABLE 9 : IMPORTS OF AGROFOOD BY SELECTED COMMODITIES

RM JUTA/MILLION

KETERANGAN DESCRIPTION	DIS/ DEC 2023	JAN/ JAN 2024	FEB/ FEB 2024	% DRP. JUMLAH IMPORT % OF TOTAL IMPORTS	JAN-FEB/ JAN-FEB 2023	JAN-FEB/ JAN-FEB 2024
COKLAT DAN SEDIAAN KOKO CHOCOLATE AND PREPARATIONS CONTAINING COCOA	69.8	76.1	76.1	1.2	145.1	152.1
KETUMBAR SEEDS OF CORIANDER	8.9	7.3	9.4	0.1	16.9	16.7
JINTAN SEEDS OF CUMIN	4.4	12.9	5.4	0.1	10.4	18.3
LADA (HITAM, PUTIH DAN HIJAU) PEPPER (BLACK, WHITE AND GREEN)	6.5	7.0	3.3	0.1	8.6	10.3
CILI KERING FRUITS OF THE GENUS CAPSICUM OR GENUS PIMENTA; DRIED	56.9	73.9	50.6	0.8	121.8	124.5
KUNYIT TURMERIC	4.2	5.7	4.8	0.1	5.9	10.5
LAIN - LAIN OTHERS	22.8	22.0	16.0	0.3	31.2	38.0
BAHAN MAKANAN UNTUK TERNAKAN FEEDING STUFF FOR ANIMALS	589.4	922.0	408.8	6.5	1,285.0	1,330.8
JAGUNG (TIDAK TERMASUK JAGUNG MANIS) MAIZE (NOT INCLUDING SWEET CORN)	157.3	236.3	101.5	1.6	332.4	337.8
HAMPAS KACANG SOYA OIL-CAKE AND OTHER SOLID RESIDUES FROM EXTRACTION OF SOYABEAN OIL	167.9	415.4	86.4	1.4	508.9	501.8
HAMPAS GANDUM BRAN AND POLLARD OF WHEAT	9.3	8.8	8.5	0.1	23.2	17.3
HAMPAS KACANG TANAH OIL-CAKE AND OTHER SOLID RESIDUES FROM EXTRACTION OF GROUND-NUTS OIL	-	-	-	-	-	-
HAMPAS RAPESEED OIL-CAKE AND OTHER SOLID RESIDUES OF RAPESEED	0.8	0.8	0.5	0.0	0.6	1.3
HAMPAS KELAPA DAN KOPRA OIL-CAKE AND OTHER SOLID RESIDUES OF COCONUT OR COPRA	0.0	-	-	-	0.9	-
HAMPAS BERAS BRAN AND RESIDUES OF RICE	-	-	-	-	-	-
HAMPAS DAGING MEAT OFFAL; GREAVES	39.0	45.0	41.7	0.7	69.5	86.8
HAMPAS KANJI RESIDUES OF STARCH MANUFACTURE AND SIMILAR RESIDUES	-	-	-	-	-	-
HAMPAS ISIRUNG KELAPA SAWIT PALM KERNEL CAKE	15.0	17.7	8.7	0.1	22.8	26.4
MAKANAN TERNAKAN SEDIAAN LAIN OTHER PREPARATIONS OF A KIND USED IN ANIMAL FEEDING	-	-	-	-	0.1	-
LAIN - LAIN OTHERS	200.1	198.0	161.5	2.6	326.6	359.5
KELUARAN DAN SEDIAAN MAKANAN LAIN MISCELLANEOUS EDIBLE PRODUCTS AND PREPARATIONS	735.5	690.2	710.0	11.3	1,237.9	1,400.1
MARJERIN DAN LEMAK MARGARINE AND SHORTENING	32.5	21.4	21.0	0.3	12.9	42.4

JADUAL 9 : IMPORT AGROMAKANAN MENGIKUT KOMODITI TERPILIH
TABLE 9 : IMPORTS OF AGROFOOD BY SELECTED COMMODITIES

RM JUTA/MILLION

KETERANGAN DESCRIPTION	DIS/ DEC 2023	JAN/ JAN 2024	FEB/ FEB 2024	% DRP. JUMLAH IMPORT % OF TOTAL IMPORTS	JAN-FEB/ JAN-FEB	
					2023	2024
RUMUSAN SUSU BAYI PREPARATIONS FOR INFANTS' FEEDING	-	-	-	-	-	-
MAKANAN BAYI INFANTS' FOOD	20.0	21.0	19.1	0.3	44.5	40.1
SOS SAUCES	66.9	58.7	57.4	0.9	112.3	116.1
SUP SOUP	2.4	2.1	1.4	0.0	2.2	3.5
MI/MIHUN/PASTA NOODLES/VERMICELLI/PASTA	16.6	17.7	16.3	0.3	40.8	34.0
MAKANAN TAMBAHAN FOOD SUPPLEMENTS	113.7	104.3	137.2	2.2	210.6	241.5
YIS YEASTS	10.5	12.1	8.1	0.1	15.7	20.2
SUSU ISIAN FILLED MILK	35.9	2.0	31.7	0.5	19.9	33.7
SARANG BURUNG BIRDS' NESTS	0.0	0.0	-	-	0.0	0.0
LAIN - LAIN OTHERS	436.9	450.8	417.8	6.7	779.0	868.6
JUMLAH TOTAL	7,096.8	8,574.5	6,279.9	100.0	11,887.1	14,854.4

Nota/Notes:

¹ Binatang Ternakan/Livestock

² Tidak Termasuk Ikan Hiasan/Excluding Ornamental Fish

JADUAL 10 : EKSPORT DAN IMPORT AGROMAKANAN MENGIKUT NEGARA ASAL & YANG DITUJU
TABLE 10 : EXPORTS AND IMPORTS FOR AGROFOOD BY COUNTRY OF ORIGIN & DESTINATION


RM JUTA/MILLION

KETERANGAN NEGARA COUNTRY DESCRIPTION	EKSPORT EXPORTS			IMPORT IMPORTS			IMBANGAN DAGANGAN BALANCE OF TRADE	
	FEB/ FEB	JAN-FEB/ JAN-FEB		FEB/ FEB	JAN-FEB/ JAN-FEB		JAN-FEB/ JAN-FEB	
	2024	2023	2024	2024	2023	2024	2023	2024
SINGAPORE, REPUBLIC OF	775.4	1,410.9	1,687.9	255.6	431.0	526.5	979.9	1,161.3
CHINA, PEOPLE'S REPUBLIC OF	367.7	779.2	797.2	663.9	1,327.7	1,933.1	(548.5)	(1,135.9)
INDONESIA, REPUBLIC OF	273.0	386.8	549.9	423.8	594.2	857.3	(207.4)	(307.4)
THAILAND	247.2	439.2	474.2	564.2	1,183.2	1,239.8	(744.0)	(765.6)
UNITED STATES OF AMERICA	197.8	272.9	373.0	254.5	357.9	547.7	(85.0)	(174.7)
PHILIPPINES	180.9	279.2	363.6	42.8	68.5	87.1	210.7	276.5
JAPAN	171.5	225.2	353.5	46.6	98.1	97.9	127.1	255.6
AUSTRALIA	149.9	210.0	298.2	273.5	814.1	621.9	(604.1)	(323.7)
VIETNAM, SOCIALIST REP. OF	140.1	145.9	239.1	213.3	336.5	474.4	(190.6)	(235.3)
KOREA, REPUBLIC OF	100.5	208.1	233.5	50.1	99.5	108.1	108.6	125.4
HONG KONG	77.4	190.7	186.4	5.8	13.3	13.9	177.4	172.5
SAUDI ARABIA	72.0	120.6	139.2	13.1	13.0	18.0	107.5	121.2
UNITED ARAB EMIRATES	71.9	111.4	138.9	12.1	17.9	22.7	93.5	116.3
BRUNEI DARUSSALAM	68.8	117.9	130.7	0.1	0.3	2.5	117.6	128.2
NEW ZEALAND	67.4	93.6	179.9	339.1	605.8	611.3	(512.2)	(431.3)
TAIWAN	65.6	126.5	121.4	26.2	54.9	71.0	71.6	50.4
TURKIYE	51.5	-	106.0	25.1	-	57.6	-	48.4
RUSSIAN FEDERATION	45.9	50.3	99.0	26.1	9.3	28.9	41.0	70.2
FRANCE	42.9	43.3	68.9	25.5	63.9	55.6	(20.5)	13.3
BRAZIL	40.3	42.6	68.2	239.0	648.9	1,513.7	(606.3)	(1,445.5)
ESTONIA	36.3	41.5	51.0	0.0	0.1	0.0	41.4	50.9
CANADA	33.7	32.7	70.8	89.6	126.9	152.1	(94.2)	(81.3)
INDIA	33.7	46.8	62.6	514.5	1,296.7	1,046.9	(1,249.9)	(984.3)
SENEGAL	33.6	38.9	64.6	0.1	0.0	0.1	38.8	64.4
MEXICO	29.5	38.1	48.9	4.3	15.5	7.7	22.6	41.2
PAKISTAN	27.0	68.0	73.9	238.8	103.1	517.7	(35.2)	(443.8)
UNITED KINGDOM	23.5	38.3	43.1	19.3	27.3	34.3	11.1	8.8
BANGLADESH	23.1	30.9	42.1	10.9	16.4	20.4	14.5	21.7
SOUTH AFRICA, REPUBLIC OF	18.2	18.1	32.9	40.8	176.7	79.1	(158.6)	(46.1)
NETHERLANDS	17.8	46.5	32.4	74.9	187.8	146.0	(141.3)	(113.5)
EGYPT	16.6	20.7	24.1	22.9	108.7	41.1	(87.9)	(17.0)
MYANMAR, UNION OF	16.4	68.6	31.8	35.1	94.1	67.6	(25.5)	(35.8)
QATAR	16.0	20.8	25.1	-	0.0	-	20.8	25.1
PERU	15.2	44.6	28.3	82.7	60.1	177.2	(15.6)	(148.9)
GERMANY, FEDERAL REPUBLIC OF	14.1	11.2	31.5	59.2	132.5	137.2	(121.3)	(105.7)
IRAQ	13.2	27.6	30.6	-	-	0.2	27.6	30.5
PAPUA NEW GUINEA	12.8	29.8	19.1	14.3	22.2	41.0	7.6	(21.9)
SRI LANKA, REPUBLIC OF	12.4	22.8	30.3	6.0	11.4	12.5	11.4	17.8
NIGERIA	12.3	14.9	19.3	142.2	113.1	270.9	(98.1)	(251.7)
MALDIVES	11.3	18.6	24.6	0.2	0.2	0.6	18.4	24.0
CHILE	10.9	15.3	22.7	8.4	33.5	20.7	(18.2)	2.0
KUWAIT	10.8	28.6	21.8	-	0.0	-	28.6	21.8
SOMALIA	10.0	13.1	23.8	-	-	-	13.1	23.8
UZBEKISTAN	9.9	25.4	21.2	0.5	0.0	0.5	25.4	20.7
SIERRA LEONE	9.5	12.3	14.1	-	0.4	-	11.9	14.1
ITALY	9.4	5.5	20.1	25.4	54.7	42.4	(49.2)	(22.3)
CAMBODIA	9.4	17.5	16.6	17.1	11.8	48.9	5.7	(32.4)
KAZAKHSTAN	9.4	17.6	18.0	-	-	0.0	17.6	18.0
ALGERIA	9.1	7.1	14.2	1.1	4.7	2.7	2.4	11.5
MAURITIUS	9.0	16.8	18.8	-	2.2	0.0	14.6	18.8
IRAN, ISLAMIC REP. OF	8.6	36.0	11.0	13.6	29.9	27.7	6.1	(16.6)
HAITI	8.5	0.5	8.7	3.3	-	11.5	0.5	(2.8)
OMAN	8.2	15.7	19.5	17.2	28.7	27.0	(13.0)	(7.5)
CAMEROON	8.0	17.0	13.2	132.2	68.2	194.8	(51.2)	(181.6)
POLAND	7.3	4.2	10.2	25.5	25.6	36.3	(21.4)	(26.2)
JORDAN	7.2	11.3	10.6	1.0	5.0	2.5	6.3	8.1
MADAGASCAR	6.7	5.6	14.6	1.7	7.9	12.1	(2.3)	2.5
NEGARA LAIN	114.3	421.3	254.1	1,176.5	2,383.6	2,786.0	(1,962.3)	(2,531.9)
OTHER COUNTRIES								
JUMLAH/TOTAL	3,890.6	6,604.6	7,929.0	6,279.9	11,887.1	14,854.4	(5,282.5)	(6,925.4)



**PEJABAT ATASE/
PERWAKILAN PERTANIAN
DAN NEGARA ASEAN**
*AGRICULTURE ATTACHE' OFFICE/
AGRICULTURE COUNSELOR OFFICE AND
ASEAN COUNTRIES*

Muka surat ini sengaja dibiarkan kosong.
This page is deliberately left blank.



**JADUAL 11 : PERDAGANGAN LUAR NEGERI BAGI AGROMAKANAN DAN HASIL
PERTANIAN TERPILIH MENGIKUT NEGARA - ITALY**
TABLE 11 : EXTERNAL TRADE FOR AGROFOOD AND SELECTED
AGRICULTURAL PRODUCTS BY COUNTRIES - ITALY

KATEGORI CATEGORY	2021			2022		
	EXPORT/ EXPORTS	IMPORT IMPORTS	IMBANGAN DAGANGAN/ BALANCE OF TRADE	EXPORT/ EXPORTS	IMPORT IMPORTS	IMBANGAN DAGANGAN/ BALANCE OF TRADE
JUMLAH AGROMAKANAN TOTAL OF AGROFOOD	39.4	392.3	(352.9)	46.0	352.4	(306.4)
TERNAKAN LIVESTOCK	-	21.7	(21.7)	-	27.7	(27.7)
BINATANG HIDUP ¹ LIVE ANIMALS ¹	-	-	-	-	-	-
DAGING DAN SEDIAAN DAGING MEAT AND MEAT PREPARATIONS	-	0.2	(0.2)	-	0.5	(0.5)
HASIL TENUSU DAIRY PRODUCTS	-	6.2	(6.2)	-	8.7	(8.7)
TELUR UNGGAS POULTRY EGGS	-	15.3	(15.3)	-	18.4	(18.4)
PERIKANAN FISHERIES	8.0	0.4	7.6	9.9	0.4	9.5
IKAN, KRUSTASEA, MOLUSKA DAN SEDIAAN ² FISH, CRUSTACEANS, MOLLUSCS AND PREPARATIONS ²	8.0	0.4	7.6	9.9	0.4	9.5
TANAMAN FOOD CROPS	27.0	209.0	(182.0)	30.4	211.1	(180.7)
BIJIRIN DAN SEDIAAN BIJIRIN CEREALS AND CEREAL PREPARATIONS	3.4	43.8	(40.4)	3.8	56.3	(52.5)
SAYUR-SAYURAN VEGETABLES	-	21.4	(21.4)	0.1	26.8	(26.7)
BUAH-BUAHAN FRUITS	0.8	37.0	(36.2)	0.5	38.4	(37.9)
GULA, SEDIAAN GULA DAN MADU SUGARS, SUGAR PREPARATIONS AND HONEY	0.1	3.5	(3.4)	0.2	3.4	(3.2)
KOPI, KOKO, TEH, REMPAH DAN KELUARAN COFFEE, COCOA, TEA, SPICES AND MANUFACTURES	22.7	103.3	(80.6)	25.9	86.2	(60.3)
LAIN-LAIN OTHERS	4.4	161.2	(156.8)	5.7	113.2	(107.5)
BAHAN MAKANAN UNTUK TERNAKAN FEEDING STUFF FOR ANIMALS	0.1	26.9	(26.9)	1.1	30.6	(29.6)
KELUARAN DAN SEDIAAN MAKANAN LAIN MISCELLANEOUS EDIBLE PRODUCTS AND PREPARATIONS	4.3	134.2	(129.9)	4.7	82.5	(77.9)
JUMLAH KEPERLUAN PERTANIAN TOTAL OF AGRICULTURAL INPUTS	0.0	99.5	(99.5)	0.1	92.7	(92.6)
BAJA FERTILIZERS	-	36.5	(36.5)	-	9.8	(9.8)
UBAT-UBATAN VETERINAR VETERINARY MEDICAMENTS	-	12.0	(12.0)	-	17.1	(17.1)

**JADUAL 11 : PERDAGANGAN LUAR NEGERI BAGI AGROMAKANAN DAN HASIL
PERTANIAN TERPILIH MENGIKUT NEGARA - ITALY**
TABLE 11 : EXTERNAL TRADE FOR AGROFOOD AND SELECTED
AGRICULTURAL PRODUCTS BY COUNTRIES - ITALY

KATEGORI CATEGORY	2021			2022		
	EXPORT/ EXPORTS	IMPORT IMPORTS	IMBANGAN DAGANGAN/ BALANCE OF TRADE	EXPORT/ EXPORTS	IMPORT IMPORTS	IMBANGAN DAGANGAN/ BALANCE OF TRADE
UBAT PEMBUNUH KUMAN, UBAT SERANGGA DSB. DISINFECTANTS, INSECTICIDES, FUNGICIDES, WEED KILLERS AND ANTI-SPROUTING PRODUCTS, ETC.	-	11.6	(11.6)	-	19.9	(19.9)
JENTERA PERTANIAN (TERMASUK TRAKTOR) DAN ALAT GANTI AGRICULTURAL MACHINERY (INCLUDING TRACTORS) AND PARTS	0.0	39.4	(39.3)	0.1	45.9	(45.8)
JUMLAH KELUARAN PERTANIAN LAIN TOTAL OF OTHER AGRICULTURAL PRODUCTS	1,291.9	209.1	1,082.8	1,685.7	247.6	1,438.1
BINATANG HIDUP (BUKAN BINATANG TERNAKAN) LIVE ANIMALS (NON LIVESTOCK)	-	0.0	(0.0)	0.0	0.0	(0.0)
IKAN HIASAN ORNAMENTAL FISH	0.1	-	0.1	0.0	-	0.0
RUMPAI LAUT SEAWEED	-	0.2	(0.2)	-	0.5	(0.5)
LAIN-LAIN PRODUK IKAN OTHER FISH PRODUCTS	-	-	-	-	-	-
MINUMAN DAN TEMBAKAU BEVERAGES AND TOBACCO	0.3	23.1	(22.8)	0.8	51.6	(50.9)
MINYAK KELAPA SAWIT PALM OIL	1,014.2	0.0	1,014.1	1,290.3	-	1,290.3
MINYAK ISIRUNG KELAPA SAWIT PALM KERNEL OIL	51.0	0.0	51.0	67.9	-	67.9
BUNGA-BUNGAAN FLORICULTURE	-	-	-	-	0.0	(0.0)
BAHAN TANAMAN UNTUK PEMBIAKAN SEEDS AND BUDS FOR SOWING	-	0.8	(0.8)	-	0.3	(0.3)
LEMAK HAIWAN DAN SAYURAN/LAIN-LAIN BIJI-BIJI MINYAK ANIMAL AND VEGETABLE FATS/OTHER OIL SEEDS	35.0	41.8	(6.8)	97.6	39.6	58.0
GETAH ASLI DAN SUSU GETAH NATURAL RUBBER AND NATURAL GUMS IN PRIMARY FORMS	53.3	0.0	53.3	51.7	-	51.7
KULIT DAN BULU BINATANG HIDES AND SKIN	3.2	80.1	(76.9)	3.1	73.7	(70.6)
GENTIAN ASLI NATURAL FIBRES	122.8	1.3	121.5	150.8	5.0	145.9
HASIL PERHUTANAN FORESTRY PRODUCTS	12.1	61.8	(49.7)	23.5	76.7	(53.2)
JUMLAH TOTAL	1,331.3	700.9	630.4	1,731.8	692.6	1,039.2

Nota/Notes :

¹ Binatang Ternakan/Livestock

² Tidak Termasuk Ikan Hiasan/Excluding Ornamental Fish

**JADUAL 11 : PERDAGANGAN LUAR NEGERI BAGI AGROMAKANAN DAN HASIL
PERTANIAN TERPILIH MENGIKUT NEGARA - ITALY**
TABLE 11 : EXTERNAL TRADE FOR AGROFOOD AND SELECTED
AGRICULTURAL PRODUCTS BY COUNTRIES - ITALY

KATEGORI CATEGORY	2023			2024 (JAN-FEB/JAN-FEB)		
	EXPORT/ EXPORTS	IMPORT IMPORTS	IMBANGAN DAGANGAN/ BALANCE OF TRADE	EXPORT/ EXPORTS	IMPORT IMPORTS	IMBANGAN DAGANGAN/ BALANCE OF TRADE
JUMLAH AGROMAKANAN TOTAL OF AGROFOOD	88.4	334.0	(245.6)	20.1	42.4	(22.3)
TERNAKAN LIVESTOCK	-	29.3	(29.3)	-	2.2	(2.2)
BINATANG HIDUP ¹ LIVE ANIMALS ¹	-	-	-	-	-	-
DAGING DAN SEDIAAN DAGING MEAT AND MEAT PREPARATIONS	-	1.3	(1.3)	-	0.0	(0.0)
HASIL TENUSU DAIRY PRODUCTS	-	9.5	(9.5)	-	1.2	(1.2)
TELUR UNGGAS POULTRY EGGS	-	18.4	(18.4)	-	1.0	(1.0)
PERIKANAN FISHERIES	6.7	0.9	5.8	0.3	0.0	0.2
IKAN, KRUSTASEA, MOLUSKA DAN SEDIAAN ² FISH, CRUSTACEANS, MOLLUSCS AND PREPARATIONS ²	6.7	0.9	5.8	0.3	0.0	0.2
TANAMAN FOOD CROPS	48.6	212.2	(163.6)	14.1	28.9	(14.8)
BIJIRIN DAN SEDIAAN BIJIRIN CEREALS AND CEREAL PREPARATIONS	24.3	71.2	(47.0)	12.1	8.3	3.8
SAYUR-SAYURAN VEGETABLES	0.2	30.6	(30.4)	-	3.3	(3.3)
BUAH-BUAHAN FRUITS	1.4	39.1	(37.6)	-	4.2	(4.2)
GULA, SEDIAAN GULA DAN MADU SUGARS, SUGAR PREPARATIONS AND HONEY	0.3	3.6	(3.3)	0.1	0.1	(0.0)
KOPI, KOKO, TEH, REMPAH DAN KELUARAN COFFEE, COCOA, TEA, SPICES AND MANUFACTURES	22.4	67.7	(45.3)	1.9	13.1	(11.1)
LAIN-LAIN OTHERS	33.2	91.6	(58.4)	5.7	11.2	(5.5)
BAHAN MAKANAN UNTUK TERNAKAN FEEDING STUFF FOR ANIMALS	30.8	25.1	5.6	5.4	1.4	4.0
KELUARAN DAN SEDIAAN MAKANAN LAIN MISCELLANEOUS EDIBLE PRODUCTS AND PREPARATIONS	2.4	66.5	(64.0)	0.3	9.8	(9.5)
JUMLAH KEPERLUAN PERTANIAN TOTAL OF AGRICULTURAL INPUTS	0.1	104.5	(104.5)	-	18.4	(18.4)
BAJA FERTILIZERS	0.0	12.4	(12.4)	-	7.0	(7.0)
UBAT-UBATAN VETERINAR VETERINARY MEDICAMENTS	0.0	23.3	(23.3)	-	3.9	(3.9)

**JADUAL 11 : PERDAGANGAN LUAR NEGERI BAGI AGROMAKANAN DAN HASIL
PERTANIAN TERPILIH MENGIKUT NEGARA - ITALY**
TABLE 11 : EXTERNAL TRADE FOR AGROFOOD AND SELECTED
AGRICULTURAL PRODUCTS BY COUNTRIES - ITALY

KATEGORI CATEGORY	RM JUTA/MILLION					
	2023			2024 (JAN-FEB/JAN-FEB)		
	EXPORT/ EXPORTS	IMPORT IMPORTS	IMBANGAN DAGANGAN/ BALANCE OF TRADE	EXPORT/ EXPORTS	IMPORT IMPORTS	IMBANGAN DAGANGAN/ BALANCE OF TRADE
UBAT PEMBUNUH KUMAN, UBAT SERANGGA DSB. DISINFECTANTS, INSECTICIDES, FUNGICIDES, WEED KILLERS AND ANTI-SPROUTING PRODUCTS, ETC.	-	10.1	(10.1)	-	2.1	(2.1)
JENTERA PERTANIAN (TERMASUK TRAKTOR) DAN ALAT GANTI AGRICULTURAL MACHINERY (INCLUDING TRACTORS) AND PARTS	0.1	58.6	(58.6)	-	5.4	(5.4)
JUMLAH KELUARAN PERTANIAN LAIN TOTAL OF OTHER AGRICULTURAL PRODUCTS	1,345.3	256.9	1,088.4	188.4	45.7	142.8
BINATANG HIDUP (BUKAN BINATANG TERNAKAN) LIVE ANIMALS (NON LIVESTOCK)	-	0.0	(0.0)	0.0	-	0.0
IKAN HIASAN ORNAMENTAL FISH	0.0	-	0.0	-	-	-
RUMPAI LAUT SEAWEED	0.0	1.0	(1.0)	-	-	-
LAIN-LAIN PRODUK IKAN OTHER FISH PRODUCTS	-	0.0	(0.0)	-	-	-
MINUMAN DAN TEMBAKAU BEVERAGES AND TOBACCO	0.8	48.0	(47.2)	0.1	5.0	(4.9)
MINYAK KELAPA SAWIT PALM OIL	1,005.6	-	1,005.6	145.8	-	145.8
MINYAK ISIRUNG KELAPA SAWIT PALM KERNEL OIL	61.9	-	61.9	4.0	-	4.0
BUNGA-BUNGAAN FLORICULTURE	-	0.0	(0.0)	-	-	-
BAHAN TANAMAN UNTUK PEMBIAKAN SEEDS AND BUDS FOR SOWING	-	0.3	(0.3)	-	0.0	(0.0)
LEMAK HAIWAN DAN SAYURAN/LAIN-LAIN BIJI-BIJI MINYAK ANIMAL AND VEGETABLE FATS/OTHER OIL SEEDS	87.2	31.4	55.8	6.2	2.6	3.7
GETAH ASLI DAN SUSU GETAH NATURAL RUBBER AND NATURAL GUMS IN PRIMARY FORMS	46.7	0.0	46.7	5.9	-	5.9
KULIT DAN BULU BINATANG HIDES AND SKIN	4.1	77.2	(73.1)	1.1	11.7	(10.6)
GENTIAN ASLI NATURAL FIBRES	83.3	1.8	81.5	19.4	0.1	19.3
HASIL PERHUTANAN FORESTRY PRODUCTS	55.7	97.2	(41.4)	5.9	26.4	(20.4)
JUMLAH TOTAL	1,433.8	695.4	738.4	208.5	106.5	102.0

Nota/Notes:

¹ Binatang Ternakan/Livestock

² Tidak Termasuk Ikan Hiasan/Excluding Ornamental Fish

**JADUAL 12 : PERDAGANGAN LUAR NEGERI BAGI AGROMAKANAN DAN HASIL
PERTANIAN TERPILIH MENGIKUT NEGARA - UNITED ARAB EMIRATES**
TABLE 12 : EXTERNAL TRADE FOR AGROFOOD AND SELECTED
AGRICULTURAL PRODUCTS BY COUNTRIES - UNITED ARAB EMIRATES

KATEGORI CATEGORY	2021			2022		
	EXPORT/ EXPORTS	IMPORT IMPORTS	IMBANGAN DAGANGAN/ BALANCE OF TRADE	EXPORT/ EXPORTS	IMPORT IMPORTS	IMBANGAN DAGANGAN/ BALANCE OF TRADE
JUMLAH AGROMAKANAN TOTAL OF AGROFOOD	648.6	84.5	564.1	806.6	77.9	728.7
TERNAKAN LIVESTOCK	121.9	2.1	119.9	126.2	0.0	126.1
BINATANG HIDUP ¹ LIVE ANIMALS ¹	-	-	-	-	-	-
DAGING DAN SEDIAAN DAGING MEAT AND MEAT PREPARATIONS	78.1	0.0	78.1	82.0	-	82.0
HASIL TENUSU DAIRY PRODUCTS	43.8	2.0	41.8	44.2	0.0	44.2
TELUR UNGGAS POULTRY EGGS	-	-	-	-	-	-
PERIKANAN FISHERIES	14.7	15.9	(1.2)	12.7	15.8	(3.1)
IKAN, KRUSTASEA, MOLUSKA DAN SEDIAAN ² FISH, CRUSTACEANS, MOLLUSCS AND PREPARATIONS ²	14.7	15.9	(1.2)	12.7	15.8	(3.1)
TANAMAN FOOD CROPS	293.4	58.3	235.1	350.0	58.0	291.9
BIJIRIN DAN SEDIAAN BIJIRIN CEREALS AND CEREAL PREPARATIONS	59.1	2.3	56.9	68.0	3.8	64.2
SAYUR-SAYURAN VEGETABLES	14.7	12.1	2.7	14.3	15.4	(1.1)
BUAH-BUAHAN FRUITS	19.5	23.6	(4.2)	16.8	22.1	(5.3)
GULA, SEDIAAN GULA DAN MADU SUGARS, SUGAR PREPARATIONS AND HONEY	3.1	7.8	(4.8)	4.8	0.3	4.5
KOPI, KOKO, TEH, REMPAH DAN KELUARAN COFFEE, COCOA, TEA, SPICES AND MANUFACTURES	197.0	12.5	184.5	246.0	16.4	229.6
LAIN-LAIN OTHERS	218.6	8.2	210.4	317.7	4.0	313.7
BAHAN MAKANAN UNTUK TERNAKAN FEEDING STUFF FOR ANIMALS	6.8	3.4	3.5	9.7	0.5	9.2
KELUARAN DAN SEDIAAN MAKANAN LAIN MISCELLANEOUS EDIBLE PRODUCTS AND PREPARATIONS	211.8	4.9	206.9	308.0	3.5	304.5
JUMLAH KEPERLUAN PERTANIAN TOTAL OF AGRICULTURAL INPUTS	2.6	100.6	(98.0)	4.3	308.8	(304.5)
BAJA FERTILIZERS	0.5	98.1	(97.6)	2.5	307.4	(304.8)
UBAT-UBATAN VETERINAR VETERINARY MEDICAMENTS	-	-	-	0.0	-	0.0

**JADUAL 12 : PERDAGANGAN LUAR NEGERI BAGI AGROMAKANAN DAN HASIL
PERTANIAN TERPILIH MENGIKUT NEGARA - UNITED ARAB EMIRATES**
TABLE 12 : EXTERNAL TRADE FOR AGROFOOD AND SELECTED
AGRICULTURAL PRODUCTS BY COUNTRIES - UNITED ARAB EMIRATES

KATEGORI CATEGORY	2021			2022		
	EXPORT/ EXPORTS	IMPORT IMPORTS	IMBANGAN DAGANGAN/ BALANCE OF TRADE	EXPORT/ EXPORTS	IMPORT IMPORTS	IMBANGAN DAGANGAN/ BALANCE OF TRADE
UBAT PEMBUNUH KUMAN, UBAT SERANGGA DSB. DISINFECTANTS, INSECTICIDES, FUNGICIDES, WEED KILLERS AND ANTI-SPROUTING PRODUCTS, ETC.	1.7	1.6	0.2	1.2	0.3	0.8
JENTERA PERTANIAN (TERMASUK TRAKTOR) DAN ALAT GANTI AGRICULTURAL MACHINERY (INCLUDING TRACTORS) AND PARTS	0.4	0.9	(0.5)	0.6	1.1	(0.5)
JUMLAH KELUARAN PERTANIAN LAIN TOTAL OF OTHER AGRICULTURAL PRODUCTS	1,378.0	323.0	1,054.9	2,788.8	471.3	2,317.5
BINATANG HIDUP (BUKAN BINATANG TERNAKAN) LIVE ANIMALS (NON LIVESTOCK)	0.3	0.0	0.3	0.1	0.0	0.0
IKAN HIASAN ORNAMENTAL FISH	0.2	-	0.2	0.4	-	0.4
RUMPAI LAUT SEAWEED	-	0.0	(0.0)	-	0.0	(0.0)
LAIN-LAIN PRODUK IKAN OTHER FISH PRODUCTS	-	0.5	(0.5)	-	0.8	(0.8)
MINUMAN DAN TEMBAKAU BEVERAGES AND TOBACCO	40.9	29.0	11.9	57.7	30.6	27.1
MINYAK KELAPA SAWIT PALM OIL	559.0	-	559.0	1,723.3	-	1,723.3
MINYAK ISIRUNG KELAPA SAWIT PALM KERNEL OIL	116.7	4.6	112.0	132.5	7.1	125.5
BUNGA-BUNGAAN FLORICULTURE	1.0	0.0	1.0	1.2	0.0	1.2
BAHAN TANAMAN UNTUK PEMBIAKAN SEEDS AND BUDS FOR SOWING	0.7	-	0.7	1.1	0.0	1.0
LEMAK HAIWAN DAN SAYURAN/LAIN-LAIN BIJI-BIJI MINYAK ANIMAL AND VEGETABLE FATS/OTHER OIL SEEDS	163.3	286.5	(123.1)	210.0	431.7	(221.7)
GETAH ASLI DAN SUSU GETAH NATURAL RUBBER AND NATURAL GUMS IN PRIMARY FORMS	247.5	-	247.5	371.8	-	371.8
KULIT DAN BULU BINATANG HIDES AND SKIN	-	-	-	-	-	-
GENTIAN ASLI NATURAL FIBRES	-	-	-	0.4	0.1	0.3
HASIL PERHUTANAN FORESTRY PRODUCTS	248.5	2.4	246.0	290.5	0.9	289.5
JUMLAH TOTAL	2,029.2	508.2	1,521.1	3,599.7	858.0	2,741.8

Nota/Notes :

¹ Binatang Ternakan/Livestock

² Tidak Termasuk Ikan Hiasan/Excluding Ornamental Fish

**JADUAL 12 : PERDAGANGAN LUAR NEGERI BAGI AGROMAKANAN DAN HASIL
PERTANIAN TERPILIH MENGIKUT NEGARA - UNITED ARAB EMIRATES**
TABLE 12 : EXTERNAL TRADE FOR AGROFOOD AND SELECTED
AGRICULTURAL PRODUCTS BY COUNTRIES - UNITED ARAB EMIRATES

KATEGORI CATEGORY	2023			2024 (JAN-FEB/JAN-FEB)		
	EXPORT/ EXPORTS	IMPORT IMPORTS	IMBANGAN DAGANGAN/ BALANCE OF TRADE	EXPORT/ EXPORTS	IMPORT IMPORTS	IMBANGAN DAGANGAN/ BALANCE OF TRADE
JUMLAH AGROMAKANAN TOTAL OF AGROFOOD	731.0	94.6	636.4	138.9	22.7	116.3
TERNAKAN LIVESTOCK	106.3	0.1	106.2	17.8	-	17.8
BINATANG HIDUP ¹ LIVE ANIMALS ¹	-	-	-	-	-	-
DAGING DAN SEDIAAN DAGING MEAT AND MEAT PREPARATIONS	71.5	0.0	71.5	4.0	-	4.0
HASIL TENUSU DAIRY PRODUCTS	34.8	0.1	34.7	13.8	-	13.8
TELUR UNGGAS POULTRY EGGS	0.0	-	0.0	-	-	-
PERIKANAN FISHERIES	16.2	12.8	3.4	2.7	1.2	1.6
IKAN, KRUSTASEA, MOLUSKA DAN SEDIAAN ² FISH, CRUSTACEANS, MOLLUSCS AND PREPARATIONS ²	16.2	12.8	3.4	2.7	1.2	1.6
TANAMAN FOOD CROPS	313.5	70.2	243.3	60.5	20.3	40.2
BIJIRIN DAN SEDIAAN BIJIRIN CEREALS AND CEREAL PREPARATIONS	69.6	10.0	59.6	15.4	2.2	13.2
SAYUR-SAYURAN VEGETABLES	15.9	17.7	(1.8)	1.9	2.5	(0.6)
BUAH-BUAHAN FRUITS	18.7	26.3	(7.7)	2.7	12.1	(9.4)
GULA, SEDIAAN GULA DAN MADU SUGARS, SUGAR PREPARATIONS AND HONEY	5.0	0.2	4.8	0.7	0.0	0.7
KOPI, KOKO, TEH, REMPAH DAN KELUARAN COFFEE, COCOA, TEA, SPICES AND MANUFACTURES	204.4	16.0	188.4	39.8	3.6	36.2
LAIN-LAIN OTHERS	295.0	11.5	283.5	57.9	1.2	56.7
BAHAN MAKANAN UNTUK TERNAKAN FEEDING STUFF FOR ANIMALS	6.7	-	6.7	4.0	-	4.0
KELUARAN DAN SEDIAAN MAKANAN LAIN MISCELLANEOUS EDIBLE PRODUCTS AND PREPARATIONS	288.2	11.5	276.7	53.9	1.2	52.7
JUMLAH KEPERLUAN PERTANIAN TOTAL OF AGRICULTURAL INPUTS	2.7	72.4	(69.7)	0.1	18.1	(18.0)
BAJA FERTILIZERS	0.0	68.9	(68.9)	0.1	17.6	(17.5)
UBAT-UBATAN VETERINAR VETERINARY MEDICAMENTS	0.0	0.0	(0.0)	-	-	-

**JADUAL 12 : PERDAGANGAN LUAR NEGERI BAGI AGROMAKANAN DAN HASIL
PERTANIAN TERPILIH MENGIKUT NEGARA - UNITED ARAB EMIRATES**
TABLE 12 : EXTERNAL TRADE FOR AGROFOOD AND SELECTED
AGRICULTURAL PRODUCTS BY COUNTRIES - UNITED ARAB EMIRATES

KATEGORI CATEGORY	2023			2024 (JAN-FEB/JAN-FEB)		
	EXPORT/ EXPORTS	IMPORT IMPORTS	IMBANGAN DAGANGAN/ BALANCE OF TRADE	EXPORT/ EXPORTS	IMPORT IMPORTS	IMBANGAN DAGANGAN/ BALANCE OF TRADE
UBAT PEMBUNUH KUMAN, UBAT SERANGGA DSB. DISINFECTANTS, INSECTICIDES, FUNGICIDES, WEED KILLERS AND ANTI-SPROUTING PRODUCTS, ETC.	1.4	2.0	(0.5)	0.0	-	0.0
JENTERA PERTANIAN (TERMASUK TRAKTOR) DAN ALAT GANTI AGRICULTURAL MACHINERY (INCLUDING TRACTORS) AND PARTS	1.2	1.5	(0.3)	0.1	0.6	(0.5)
JUMLAH KELUARAN PERTANIAN LAIN TOTAL OF OTHER AGRICULTURAL PRODUCTS	2,206.6	217.8	1,988.9	197.2	40.7	156.5
BINATANG HIDUP (BUKAN BINATANG TERNAKAN) LIVE ANIMALS (NON LIVESTOCK)	0.1	0.0	0.0	0.0	0.0	(0.0)
IKAN HIASAN ORNAMENTAL FISH	0.5	-	0.5	0.1	-	0.1
RUMPAI LAUT SEAWEED	0.0	0.1	(0.1)	0.0	-	0.0
LAIN-LAIN PRODUK IKAN OTHER FISH PRODUCTS	-	0.8	(0.8)	-	0.4	(0.4)
MINUMAN DAN TEMBAKAU BEVERAGES AND TOBACCO	49.9	19.2	30.8	9.2	0.9	8.3
MINYAK KELAPA SAWIT PALM OIL	1,309.2	-	1,309.2	47.4	-	47.4
MINYAK ISIRUNG KELAPA SAWIT PALM KERNEL OIL	59.0	-	59.0	10.1	-	10.1
BUNGA-BUNGAAN FLORICULTURE	1.7	-	1.7	0.3	-	0.3
BAHAN TANAMAN UNTUK PEMBIAKAN SEEDS AND BUDS FOR SOWING	2.2	0.0	2.2	0.1	0.0	0.1
LEMAK HAIWAN DAN SAYURAN/LAIN-LAIN BIJI-BIJI MINYAK ANIMAL AND VEGETABLE FATS/OTHER OIL SEEDS	118.9	192.2	(73.2)	22.8	38.0	(15.2)
GETAH ASLI DAN SUSU GETAH NATURAL RUBBER AND NATURAL GUMS IN PRIMARY FORMS	366.3	1.5	364.8	61.3	0.8	60.5
KULIT DAN BULU BINATANG HIDES AND SKIN	0.0	0.0	(0.0)	-	-	-
GENTIAN ASLI NATURAL FIBRES	0.1	0.1	(0.0)	0.0	0.0	0.0
HASIL PERHUTANAN FORESTRY PRODUCTS	298.8	3.8	295.0	45.7	0.6	45.2
JUMLAH TOTAL	2,940.3	384.8	2,555.5	336.2	81.5	254.7

Nota/Notes:

¹ Binatang Ternakan/Livestock

² Tidak Termasuk Ikan Hiasan/Excluding Ornamental Fish

**JADUAL 13 : PERDAGANGAN LUAR NEGERI BAGI AGROMAKANAN DAN HASIL
PERTANIAN TERPILIH MENGIKUT NEGARA - UNITED STATES**
TABLE 13 : EXTERNAL TRADE FOR AGROFOOD AND SELECTED
AGRICULTURAL PRODUCTS BY COUNTRIES - UNITED STATES

KATEGORI CATEGORY	2021			2022		
	EXPORT/ EXPORTS	IMPORT IMPORTS	IMBANGAN DAGANGAN/ BALANCE OF TRADE	EXPORT/ EXPORTS	IMPORT IMPORTS	IMBANGAN DAGANGAN/ BALANCE OF TRADE
JUMLAH AGROMAKANAN TOTAL OF AGROFOOD	1,416.4	3,428.0	(2,011.6)	1,883.0	3,627.3	(1,744.3)
TERNAKAN LIVESTOCK	2.5	686.6	(684.0)	2.0	997.7	(995.7)
BINATANG HIDUP ¹ LIVE ANIMALS ¹	-	28.8	(28.8)	0.0	3.5	(3.4)
DAGING DAN SEDIAAN DAGING MEAT AND MEAT PREPARATIONS	0.2	13.7	(13.5)	0.7	11.3	(10.7)
HASIL TENUSU DAIRY PRODUCTS	2.3	643.9	(641.7)	1.3	982.9	(981.6)
TELUR UNGGAS POULTRY EGGS	-	0.1	(0.1)	-	-	-
PERIKANAN FISHERIES	121.2	36.2	85.0	106.1	48.2	57.9
IKAN, KRUSTASEA, MOLUSKA DAN SEDIAAN ² FISH, CRUSTACEANS, MOLLUSCS AND PREPARATIONS ²	121.2	36.2	85.0	106.1	48.2	57.9
TANAMAN FOOD CROPS	916.2	1,375.4	(459.3)	1,226.6	1,327.7	(101.1)
BIJIRIN DAN SEDIAAN BIJIRIN CEREALS AND CEREAL PREPARATIONS	149.1	444.4	(295.3)	177.3	335.5	(158.2)
SAYUR-SAYURAN VEGETABLES	14.8	342.3	(327.5)	17.6	409.9	(392.3)
BUAH-BUAHAN FRUITS	80.7	454.0	(373.2)	61.2	446.5	(385.3)
GULA, SEDIAAN GULA DAN MADU SUGARS, SUGAR PREPARATIONS AND HONEY	12.6	28.7	(16.1)	12.3	41.0	(28.7)
KOPI, KOKO, TEH, REMPAH DAN KELUARAN COFFEE, COCOA, TEA, SPICES AND MANUFACTURES	658.9	106.0	552.9	958.2	94.7	863.4
LAIN-LAIN OTHERS	376.5	1,329.8	(953.3)	548.4	1,253.7	(705.3)
BAHAN MAKANAN UNTUK TERNAKAN FEEDING STUFF FOR ANIMALS	245.9	319.3	(73.4)	397.3	358.0	39.2
KELUARAN DAN SEDIAAN MAKANAN LAIN MISCELLANEOUS EDIBLE PRODUCTS AND PREPARATIONS	130.6	1,010.6	(879.9)	151.2	895.7	(744.5)
JUMLAH KEPERLUAN PERTANIAN TOTAL OF AGRICULTURAL INPUTS	63.5	187.6	(124.1)	52.5	433.9	(381.3)
BAJA FERTILIZERS	0.0	44.7	(44.6)	0.1	123.2	(123.0)
UBAT-UBATAN VETERINAR VETERINARY MEDICAMENTS	0.0	58.9	(58.9)	1.5	225.5	(224.0)

**JADUAL 13 : PERDAGANGAN LUAR NEGERI BAGI AGROMAKANAN DAN HASIL
PERTANIAN TERPILIH MENGIKUT NEGARA - UNITED STATES**
TABLE 13 : EXTERNAL TRADE FOR AGROFOOD AND SELECTED
AGRICULTURAL PRODUCTS BY COUNTRIES - UNITED STATES

KATEGORI CATEGORY	2021			2022		
	EXPORT/ EXPORTS	IMPORT IMPORTS	IMBANGAN DAGANGAN/ BALANCE OF TRADE	EXPORT/ EXPORTS	IMPORT IMPORTS	IMBANGAN DAGANGAN/ BALANCE OF TRADE
UBAT PEMBUNUH KUMAN, UBAT SERANGGA DSB. DISINFECTANTS, INSECTICIDES, FUNGICIDES, WEED KILLERS AND ANTI-SPROUTING PRODUCTS, ETC.	18.4	51.1	(32.7)	17.8	52.0	(34.2)
JENTERA PERTANIAN (TERMASUK TRAKTOR) DAN ALAT GANTI AGRICULTURAL MACHINERY (INCLUDING TRACTORS) AND PARTS	45.1	33.0	12.1	33.1	33.2	(0.1)
JUMLAH KELUARAN PERTANIAN LAIN TOTAL OF OTHER AGRICULTURAL PRODUCTS	3,926.3	3,523.5	402.8	4,313.3	4,103.4	209.9
BINATANG HIDUP (BUKAN BINATANG TERNAKAN) LIVE ANIMALS (NON LIVESTOCK)	0.8	1.2	(0.3)	0.9	1.3	(0.4)
IKAN HIASAN ORNAMENTAL FISH	2.9	0.1	2.8	2.9	0.1	2.9
RUMPAI LAUT SEAWEED	0.0	1.5	(1.5)	-	0.9	(0.9)
LAIN-LAIN PRODUK IKAN OTHER FISH PRODUCTS	-	14.6	(14.6)	-	15.4	(15.4)
MINUMAN DAN TEMBAKAU BEVERAGES AND TOBACCO	19.3	156.8	(137.5)	25.4	93.8	(68.5)
MINYAK KELAPA SAWIT PALM OIL	760.9	0.0	760.9	727.8	-	727.8
MINYAK ISIRUNG KELAPA SAWIT PALM KERNEL OIL	234.2	117.3	116.9	355.8	-	355.8
BUNGA-BUNGAAN FLORICULTURE	0.7	0.0	0.7	0.6	0.0	0.6
BAHAN TANAMAN UNTUK PEMBIAKAN SEEDS AND BUDS FOR SOWING	2.1	1.5	0.5	2.1	0.8	1.2
LEMAK HAIWAN DAN SAYURAN/LAIN-LAIN BIJI-BIJI MINYAK ANIMAL AND VEGETABLE FATS/OTHER OIL SEEDS	612.4	1,432.2	(819.8)	656.8	1,725.4	(1,068.6)
GETAH ASLI DAN SUSU GETAH NATURAL RUBBER AND NATURAL GUMS IN PRIMARY FORMS	284.1	0.5	283.6	251.1	0.1	251.1
KULIT DAN BULU BINATANG HIDES AND SKIN	0.0	12.0	(12.0)	0.2	10.6	(10.4)
GENTIAN ASLI NATURAL FIBRES	298.0	420.0	(122.1)	547.0	350.9	196.2
HASIL PERHUTANAN FORESTRY PRODUCTS	1,711.0	1,365.7	345.4	1,742.7	1,904.2	(161.5)
JUMLAH TOTAL	5,406.2	7,139.1	(1,733.0)	6,248.9	8,164.6	(1,915.7)

Nota/Notes :

¹ Binatang Ternakan/Livestock

² Tidak Termasuk Ikan Hiasan/Excluding Ornamental Fish

**JADUAL 13 : PERDAGANGAN LUAR NEGERI BAGI AGROMAKANAN DAN HASIL
PERTANIAN TERPILIH MENGIKUT NEGARA - UNITED STATES**
TABLE 13 : EXTERNAL TRADE FOR AGROFOOD AND SELECTED
AGRICULTURAL PRODUCTS BY COUNTRIES - UNITED STATES

KATEGORI CATEGORY	2023 (JAN-DIS/JAN-DEC)			2024 (JAN-FEB/JAN-FEB)		
	EXPORT/ EXPORTS	IMPORT IMPORTS	IMBANGAN DAGANGAN/ BALANCE OF TRADE	EXPORT/ EXPORTS	IMPORT IMPORTS	IMBANGAN DAGANGAN/ BALANCE OF TRADE
JUMLAH AGROMAKANAN TOTAL OF AGROFOOD	1,960.0	2,736.9	(776.9)	373.0	547.7	(174.7)
TERNAKAN LIVESTOCK	3.1	651.3	(648.2)	1.0	129.7	(128.7)
BINATANG HIDUP ¹ LIVE ANIMALS ¹	-	0.0	(0.0)	-	5.8	(5.8)
DAGING DAN SEDIAAN DAGING MEAT AND MEAT PREPARATIONS	0.5	82.7	(82.1)	-	17.7	(17.7)
HASIL TENUSU DAIRY PRODUCTS	2.5	568.6	(566.0)	1.0	106.2	(105.1)
TELUR UNGGAS POULTRY EGGS	-	0.0	(0.0)	-	-	-
PERIKANAN FISHERIES	115.6	49.7	65.9	14.8	5.3	9.5
IKAN, KRUSTASEA, MOLUSKA DAN SEDIAAN ² FISH, CRUSTACEANS, MOLLUSCS AND PREPARATIONS ²	115.6	49.7	65.9	14.8	5.3	9.5
TANAMAN FOOD CROPS	1,316.2	1,110.9	205.3	237.8	180.3	57.5
BIJIRIN DAN SEDIAAN BIJIRIN CEREALS AND CEREAL PREPARATIONS	218.1	271.2	(53.0)	37.9	49.9	(11.9)
SAYUR-SAYURAN VEGETABLES	17.4	365.8	(348.4)	3.4	48.1	(44.7)
BUAH-BUAHAN FRUITS	54.5	358.4	(303.9)	14.4	67.5	(53.0)
GULA, SEDIAAN GULA DAN MADU SUGARS, SUGAR PREPARATIONS AND HONEY	26.3	26.3	0.0	3.7	3.3	0.3
KOPI, KOKO, TEH, REMPAH DAN KELUARAN COFFEE, COCOA, TEA, SPICES AND MANUFACTURES	999.9	89.3	910.6	178.4	11.6	166.8
LAIN-LAIN OTHERS	525.1	925.0	(399.9)	119.4	232.5	(113.1)
BAHAN MAKANAN UNTUK TERNAKAN FEEDING STUFF FOR ANIMALS	324.3	364.8	(40.5)	74.7	107.1	(32.5)
KELUARAN DAN SEDIAAN MAKANAN LAIN MISCELLANEOUS EDIBLE PRODUCTS AND PREPARATIONS	200.8	560.2	(359.4)	44.7	125.3	(80.6)
JUMLAH KEPERLUAN PERTANIAN TOTAL OF AGRICULTURAL INPUTS	52.3	502.8	(450.5)	15.5	157.7	(142.2)
BAJA FERTILIZERS	0.3	162.5	(162.2)	0.0	106.0	(106.0)
UBAT-UBATAN VETERINAR VETERINARY MEDICAMENTS	0.1	268.6	(268.5)	0.0	41.1	(41.1)

**JADUAL 13 : PERDAGANGAN LUAR NEGERI BAGI AGROMAKANAN DAN HASIL
PERTANIAN TERPILIH MENGIKUT NEGARA - UNITED STATES**
TABLE 13 : EXTERNAL TRADE FOR AGROFOOD AND SELECTED
AGRICULTURAL PRODUCTS BY COUNTRIES - UNITED STATES

KATEGORI CATEGORY	2023 (JAN-DIS/JAN-DEC)			2024 (JAN-FEB/JAN-FEB)		
	EXPORT/ EXPORTS	IMPORT IMPORTS	IMBANGAN DAGANGAN/ BALANCE OF TRADE	EXPORT/ EXPORTS	IMPORT IMPORTS	IMBANGAN DAGANGAN/ BALANCE OF TRADE
UBAT PEMBUNUH KUMAN, UBAT SERANGGA DSB. <i>DISINFECTANTS, INSECTICIDES, FUNGICIDES, WEED KILLERS AND ANTI-SPROUTING PRODUCTS, ETC.</i>	15.8	37.9	(22.0)	6.9	4.8	2.1
JENTERA PERTANIAN (TERMASUK TRAKTOR) DAN ALAT GANTI <i>AGRICULTURAL MACHINERY (INCLUDING TRACTORS) AND PARTS</i>	36.1	33.8	2.3	8.6	5.8	2.7
JUMLAH KELUARAN PERTANIAN LAIN TOTAL OF OTHER AGRICULTURAL PRODUCTS	3,201.1	3,384.2	(183.1)	525.1	795.7	(270.6)
BINATANG HIDUP (BUKAN BINATANG TERNAKAN) <i>LIVE ANIMALS (NON LIVESTOCK)</i>	1.1	0.7	0.4	0.2	0.0	0.2
IKAN HIASAN <i>ORNAMENTAL FISH</i>	1.7	-	1.7	0.3	-	0.3
RUMPAI LAUT <i>SEAWEED</i>	0.0	0.8	(0.8)	-	0.1	(0.1)
LAIN-LAIN PRODUK IKAN <i>OTHER FISH PRODUCTS</i>	-	5.6	(5.6)	-	0.3	(0.3)
MINUMAN DAN TEMBAKAU <i>BEVERAGES AND TOBACCO</i>	27.8	77.5	(77.5)	4.0	8.0	(8.0)
MINYAK KELAPA SAWIT <i>PALM OIL</i>	474.9	-	474.9	51.9	-	51.9
MINYAK ISIRUNG KELAPA SAWIT <i>PALM KERNEL OIL</i>	276.3	26.3	250.1	19.8	-	19.8
BUNGA-BUNGAAN <i>FLORICULTURE</i>	1.1	0.0	1.1	0.1	0.0	0.1
BAHAN TANAMAN UNTUK PEMBIAKAN <i>SEEDS AND BUDS FOR SOWING</i>	1.9	1.3	0.7	0.9	0.0	0.8
LEMAK HAIWAN DAN SAYURAN/LAIN-LAIN BIJI-BIJI MINYAK <i>ANIMAL AND VEGETABLE FATS/OTHER OIL SEEDS</i>	485.2	1,076.4	(591.2)	42.6	270.3	(227.7)
GETAH ASLI DAN SUSU GETAH <i>NATURAL RUBBER AND NATURAL GUMS IN PRIMARY FORMS</i>	101.5	0.0	101.5	38.2	0.0	38.2
KULIT DAN BULU BINATANG <i>HIDES AND SKIN</i>	0.7	3.7	(3.0)	0.1	0.1	(0.0)
GENTIAN ASLI <i>NATURAL FIBRES</i>	233.6	278.1	(44.5)	50.0	59.8	(9.8)
HASIL PERHUTANAN <i>FORESTRY PRODUCTS</i>	1,595.3	1,914.0	(318.7)	317.1	457.2	(140.1)
JUMLAH TOTAL	5,213.4	6,623.9	(1,410.5)	913.6	1,501.2	(587.6)

Nota/Notes:

¹ Binatang Ternakan/Livestock

² Tidak Termasuk Ikan Hiasan/Excluding Ornamental Fish

**JADUAL 14 : PERDAGANGAN LUAR NEGERI BAGI AGROMAKANAN DAN HASIL
PERTANIAN TERPILIH MENGIKUT NEGARA - JAPAN**
TABLE 14 : EXTERNAL TRADE FOR AGROFOOD AND SELECTED
AGRICULTURAL PRODUCTS BY COUNTRIES - JAPAN

KATEGORI CATEGORY	2021			2022		
	EXPORT/ EXPORTS	IMPORT IMPORTS	IMBANGAN DAGANGAN/ BALANCE OF TRADE	EXPORT/ EXPORTS	IMPORT IMPORTS	IMBANGAN DAGANGAN/ BALANCE OF TRADE
JUMLAH AGROMAKANAN TOTAL OF AGROFOOD	1,481.8	555.7	926.0	1,686.8	770.4	916.4
TERNAKAN LIVESTOCK	15.0	46.8	(31.8)	15.7	131.6	(115.9)
BINATANG HIDUP ¹ LIVE ANIMALS ¹	-	-	-	-	0.0	(0.0)
DAGING DAN SEDIAAN DAGING MEAT AND MEAT PREPARATIONS	12.6	42.4	(29.9)	14.2	51.9	(37.7)
HASIL TENUSU DAIRY PRODUCTS	0.8	4.4	(3.6)	1.5	79.7	(78.2)
TELUR UNGGAS POULTRY EGGS	1.7	-	1.7	-	-	-
PERIKANAN FISHERIES	144.8	129.8	15.0	133.2	199.2	(66.0)
IKAN, KRUSTASEA, MOLUSKA DAN SEDIAAN ² FISH, CRUSTACEANS, MOLLUSCS AND PREPARATIONS ²	144.8	129.8	15.0	133.2	199.2	(66.0)
TANAMAN FOOD CROPS	1,047.9	124.4	923.6	1,233.6	161.6	1,072.0
BIJIRIN DAN SEDIAAN BIJIRIN CEREALS AND CEREAL PREPARATIONS	213.7	44.0	169.7	272.4	64.8	207.7
SAYUR-SAYURAN VEGETABLES	1.9	15.1	(13.3)	2.2	16.0	(13.8)
BUAH-BUAHAN FRUITS	10.2	20.7	(10.5)	8.2	23.4	(15.2)
GULA, SEDIAAN GULA DAN MADU SUGARS, SUGAR PREPARATIONS AND HONEY	8.7	2.6	6.1	9.9	3.5	6.4
KOPI, KOKO, TEH, REMPAH DAN KELUARAN COFFEE, COCOA, TEA, SPICES AND MANUFACTURES	813.4	41.9	771.5	940.9	54.0	886.9
LAIN-LAIN OTHERS	274.1	254.8	19.3	304.3	278.0	26.3
BAHAN MAKANAN UNTUK TERNAKAN FEEDING STUFF FOR ANIMALS	119.4	113.9	5.5	143.2	134.0	9.1
KELUARAN DAN SEDIAAN MAKANAN LAIN MISCELLANEOUS EDIBLE PRODUCTS AND PREPARATIONS	154.7	140.9	13.8	161.1	143.9	17.2
JUMLAH KEPERLUAN PERTANIAN TOTAL OF AGRICULTURAL INPUTS	458.6	440.8	17.8	734.5	400.2	334.3
BAJA FERTILIZERS	334.3	125.5	208.8	598.8	80.5	518.4
UBAT-UBATAN VETERINAR VETERINARY MEDICAMENTS	0.0	0.1	(0.1)	-	8.0	(8.0)

**JADUAL 14 : PERDAGANGAN LUAR NEGERI BAGI AGROMAKANAN DAN HASIL
PERTANIAN TERPILIH MENGIKUT NEGARA - JAPAN**
TABLE 14 : EXTERNAL TRADE FOR AGROFOOD AND SELECTED
AGRICULTURAL PRODUCTS BY COUNTRIES - JAPAN

KATEGORI CATEGORY	2021			2022		
	EXPORT/ EXPORTS	IMPORT IMPORTS	IMBANGAN DAGANGAN/ BALANCE OF TRADE	EXPORT/ EXPORTS	IMPORT IMPORTS	IMBANGAN DAGANGAN/ BALANCE OF TRADE
UBAT PEMBUNUH KUMAN, UBAT SERANGGA DSB. DISINFECTANTS, INSECTICIDES, FUNGICIDES, WEED KILLERS AND ANTI-SPROUTING PRODUCTS, ETC.	93.9	33.7	60.2	101.9	31.6	70.3
JENTERA PERTANIAN (TERMASUK TRAKTOR) DAN ALAT GANTI AGRICULTURAL MACHINERY (INCLUDING TRACTORS) AND PARTS	30.5	281.6	(251.1)	33.7	280.2	(246.4)
JUMLAH KELUARAN PERTANIAN LAIN TOTAL OF OTHER AGRICULTURAL PRODUCTS	5,594.4	1,323.8	4,270.6	7,725.8	1,399.1	6,326.7
BINATANG HIDUP (BUKAN BINATANG TERNAKAN) LIVE ANIMALS (NON LIVESTOCK)	0.8	0.0	0.8	0.5	0.0	0.4
IKAN HIASAN ORNAMENTAL FISH	2.6	12.7	(10.1)	2.4	9.7	(7.2)
RUMPAI LAUT SEAWEED	-	1.4	(1.4)	0.0	1.3	(1.3)
LAIN-LAIN PRODUK IKAN OTHER FISH PRODUCTS	0.4	1.5	(1.1)	0.5	24.3	(23.7)
MINUMAN DAN TEMBAKAU BEVERAGES AND TOBACCO	2.0	86.0	(84.0)	3.3	97.7	(94.4)
MINYAK KELAPA SAWIT PALM OIL	1,753.2	7.2	1,745.9	2,810.9	0.6	2,810.3
MINYAK ISIRUNG KELAPA SAWIT PALM KERNEL OIL	187.1	60.3	126.8	421.8	42.8	379.1
BUNGA-BUNGAAN FLORICULTURE	232.1	0.0	232.1	198.2	0.0	198.2
BAHAN TANAMAN UNTUK PEMBIAKAN SEEDS AND BUDS FOR SOWING	0.1	2.0	(2.0)	4.4	1.6	2.9
LEMAK HAIWAN DAN SAYURAN/LAIN-LAIN BIJI-BIJI MINYAK ANIMAL AND VEGETABLE FATS/OTHER OIL SEEDS	465.0	215.2	249.8	760.6	311.2	449.4
GETAH ASLI DAN SUSU GETAH NATURAL RUBBER AND NATURAL GUMS IN PRIMARY FORMS	44.4	0.3	44.1	51.4	3.0	48.4
KULIT DAN BULU BINATANG HIDES AND SKIN	2.2	4.9	(2.7)	2.5	2.7	(0.2)
GENTIAN ASLI NATURAL FIBRES	137.9	10.8	127.0	129.1	9.7	119.4
HASIL PERHUTANAN FORESTRY PRODUCTS	2,766.6	921.3	1,845.4	3,340.1	894.4	2,445.6
JUMLAH TOTAL	7,534.8	2,320.4	5,214.5	10,147.1	2,569.7	7,577.4

Nota/Notes :

¹ Binatang Ternakan/Livestock

² Tidak Termasuk Ikan Hiasan/Excluding Ornamental Fish

**JADUAL 14 : PERDAGANGAN LUAR NEGERI BAGI AGROMAKANAN DAN HASIL
PERTANIAN TERPILIH MENGIKUT NEGARA - JAPAN**
TABLE 14 : EXTERNAL TRADE FOR AGROFOOD AND SELECTED
AGRICULTURAL PRODUCTS BY COUNTRIES - JAPAN

KATEGORI CATEGORY	2023			2024 (JAN-FEB/JAN-FEB)		
	EXPORT/ EXPORTS	IMPORT IMPORTS	IMBANGAN DAGANGAN/ BALANCE OF TRADE	EXPORT/ EXPORTS	IMPORT IMPORTS	IMBANGAN DAGANGAN/ BALANCE OF TRADE
JUMLAH AGROMAKANAN TOTAL OF AGROFOOD	1,628.8	658.6	970.2	353.5	97.9	255.6
TERNAKAN LIVESTOCK	24.2	60.6	(36.3)	3.7	12.4	(8.7)
BINATANG HIDUP ¹ LIVE ANIMALS ¹	-	-	-	-	-	-
DAGING DAN SEDIAAN DAGING MEAT AND MEAT PREPARATIONS	21.1	54.1	(33.0)	3.3	11.9	(8.7)
HASIL TENUSU DAIRY PRODUCTS	1.3	6.5	(5.1)	0.5	0.5	(0.0)
TELUR UNGGAS POULTRY EGGS	1.8	0.0	1.8	-	0.0	(0.0)
PERIKANAN FISHERIES	95.7	187.0	(91.3)	10.7	22.3	(11.6)
IKAN, KRUSTASEA, MOLUSKA DAN SEDIAAN ² FISH, CRUSTACEANS, MOLLUSCS AND PREPARATIONS ²	95.7	187.0	(91.3)	10.7	22.3	(11.6)
TANAMAN FOOD CROPS	1,236.1	153.7	1,082.3	258.5	25.2	233.3
BIJIRIN DAN SEDIAAN BIJIRIN CEREALS AND CEREAL PREPARATIONS	270.5	53.6	216.9	64.0	9.3	54.7
SAYUR-SAYURAN VEGETABLES	1.6	15.7	(14.1)	0.3	2.3	(2.0)
BUAH-BUAHAN FRUITS	3.4	19.8	(16.5)	6.3	4.9	1.3
GULA, SEDIAAN GULA DAN MADU SUGARS, SUGAR PREPARATIONS AND HONEY	14.1	5.2	8.9	3.5	0.9	2.6
KOPI, KOKO, TEH, REMPAH DAN KELUARAN COFFEE, COCOA, TEA, SPICES AND MANUFACTURES	946.5	59.4	887.1	184.5	7.7	176.7
LAIN-LAIN OTHERS	272.8	257.3	15.5	80.6	38.0	42.5
BAHAN MAKANAN UNTUK TERNAKAN FEEDING STUFF FOR ANIMALS	63.4	130.2	(66.9)	21.8	17.7	4.1
KELUARAN DAN SEDIAAN MAKANAN LAIN MISCELLANEOUS EDIBLE PRODUCTS AND PREPARATIONS	209.4	127.1	82.3	58.8	20.4	38.4
JUMLAH KEPERLUAN PERTANIAN TOTAL OF AGRICULTURAL INPUTS	386.9	403.1	(16.2)	68.7	52.7	16.0
BAJA FERTILIZERS	279.3	70.5	208.8	35.6	11.3	24.3
UBAT-UBATAN VETERINAR VETERINARY MEDICAMENTS	0.0	25.0	(25.0)	0.0	2.3	(2.3)

**JADUAL 14 : PERDAGANGAN LUAR NEGERI BAGI AGROMAKANAN DAN HASIL
PERTANIAN TERPILIH MENGIKUT NEGARA - JAPAN**
TABLE 14 : EXTERNAL TRADE FOR AGROFOOD AND SELECTED
AGRICULTURAL PRODUCTS BY COUNTRIES - JAPAN

KATEGORI CATEGORY	RM JUTA/MILLION					
	2023			2024 (JAN-FEB/JAN-FEB)		
	EXPORT/ EXPORTS	IMPORT IMPORTS	IMBANGAN DAGANGAN/ BALANCE OF TRADE	EXPORT/ EXPORTS	IMPORT IMPORTS	IMBANGAN DAGANGAN/ BALANCE OF TRADE
UBAT PEMBUNUH KUMAN, UBAT SERANGGA DSB. DISINFECTANTS, INSECTICIDES, FUNGICIDES, WEED KILLERS AND ANTI-SPROUTING PRODUCTS, ETC.	87.4	24.6	62.7	23.7	6.2	17.5
JENTERA PERTANIAN (TERMASUK TRAKTOR) DAN ALAT GANTI AGRICULTURAL MACHINERY (INCLUDING TRACTORS) AND PARTS	20.2	282.9	(262.7)	9.4	32.9	(23.5)
JUMLAH KELUARAN PERTANIAN LAIN TOTAL OF OTHER AGRICULTURAL PRODUCTS	6,398.3	1,027.8	5,370.5	1,038.0	163.3	874.7
BINATANG HIDUP (BUKAN BINATANG TERNAKAN) LIVE ANIMALS (NON LIVESTOCK)	0.3	0.0	0.3	0.1	-	0.1
IKAN HIASAN ORNAMENTAL FISH	2.8	9.1	(6.3)	0.3	1.0	(0.8)
RUMPAI LAUT SEAWEED	0.3	0.6	(0.3)	-	0.1	(0.1)
LAIN-LAIN PRODUK IKAN OTHER FISH PRODUCTS	4.7	51.2	(46.5)	0.2	7.6	(7.4)
MINUMAN DAN TEMBAKAU BEVERAGES AND TOBACCO	4.7	64.9	(60.1)	0.6	8.1	(7.4)
MINYAK KELAPA SAWIT PALM OIL	2,268.6	-	2,268.6	364.7		364.7
MINYAK ISIRUNG KELAPA SAWIT PALM KERNEL OIL	286.8	-	286.8	41.7		41.7
BUNGA-BUNGAAN FLORICULTURE	196.1	0.1	196.0	31.0	0.0	31.0
BAHAN TANAMAN UNTUK PEMBIAKAN SEEDS AND BUDS FOR SOWING	0.2	0.6	(0.5)	0.0	0.0	(0.0)
LEMAK HAIWAN DAN SAYURAN/LAIN-LAIN BIJI-BIJI MINYAK ANIMAL AND VEGETABLE FATS/OTHER OIL SEEDS	934.9	190.2	744.8	137.5	26.2	111.3
GETAH ASLI DAN SUSU GETAH NATURAL RUBBER AND NATURAL GUMS IN PRIMARY FORMS	0.6	0.2	0.4	0.2	0.0	0.2
KULIT DAN BULU BINATANG HIDES AND SKIN	1.8	4.2	(2.4)	0.3	0.6	(0.4)
GENTIAN ASLI NATURAL FIBRES	184.4	9.9	174.5	41.6	2.5	39.1
HASIL PERHUTANAN FORESTRY PRODUCTS	2,511.9	696.9	1,815.0	419.8	117.2	302.6
JUMLAH TOTAL	8,414.1	2,089.5	6,324.5	1,460.2	313.9	1,146.3

Nota/Notes:

¹ Binatang Ternakan/Livestock

² Tidak Termasuk Ikan Hiasan/Excluding Ornamental Fish

**JADUAL 15 : PERDAGANGAN LUAR NEGERI BAGI AGROMAKANAN DAN HASIL
PERTANIAN TERPILIH MENGIKUT NEGARA - AUSTRALIA**
TABLE 15 : EXTERNAL TRADE FOR AGROFOOD AND SELECTED
AGRICULTURAL PRODUCTS BY COUNTRIES - AUSTRALIA

KATEGORI CATEGORY	2021			2022		
	EXPORT/ EXPORTS	IMPORT IMPORTS	IMBANGAN DAGANGAN/ BALANCE OF TRADE	EXPORT/ EXPORTS	IMPORT IMPORTS	IMBANGAN DAGANGAN/ BALANCE OF TRADE
JUMLAH AGROMAKANAN TOTAL OF AGROFOOD	1,316.0	4,145.7	(2,829.7)	1,582.1	5,166.7	(3,584.7)
TERNAKAN LIVESTOCK	4.1	1,772.1	(1,768.1)	6.2	2,115.2	(2,109.0)
BINATANG HIDUP ¹ LIVE ANIMALS ¹	-	184.4	(184.4)	-	103.8	(103.8)
DAGING DAN SEDIAAN DAGING MEAT AND MEAT PREPARATIONS	0.1	979.4	(979.4)	0.1	1,391.8	(1,391.7)
HASIL TENUSU DAIRY PRODUCTS	3.9	608.3	(604.3)	6.0	619.7	(613.6)
TELUR UNGGAS POULTRY EGGS	0.1	-	0.1	0.1	-	0.1
PERIKANAN FISHERIES	191.8	39.6	152.2	240.3	35.2	205.1
IKAN, KRUSTASEA, MOLUSKA DAN SEDIAAN ² FISH, CRUSTACEANS, MOLLUSCS AND PREPARATIONS ²	191.8	39.6	152.2	240.3	35.2	205.1
TANAMAN FOOD CROPS	580.5	1,955.9	(1,375.4)	652.1	2,661.8	(2,009.7)
BIJIRIN DAN SEDIAAN BIJIRIN CEREALS AND CEREAL PREPARATIONS	225.8	1,400.5	(1,174.7)	289.8	2,152.8	(1,862.9)
SAYUR-SAYURAN VEGETABLES	14.8	170.8	(155.9)	18.5	168.5	(150.0)
BUAH-BUAHAN FRUITS	63.3	201.5	(138.2)	31.5	215.1	(183.6)
GULA, SEDIAAN GULA DAN MADU SUGARS, SUGAR PREPARATIONS AND HONEY	16.7	54.3	(37.5)	20.1	16.9	3.2
KOPI, KOKO, TEH, REMPAH DAN KELUARAN COFFEE, COCOA, TEA, SPICES AND MANUFACTURES	259.8	128.9	130.9	292.2	108.5	183.7
LAIN-LAIN OTHERS	539.6	378.0	161.6	683.5	354.5	329.0
BAHAN MAKANAN UNTUK TERNAKAN FEEDING STUFF FOR ANIMALS	16.5	167.5	(151.0)	17.8	172.9	(155.1)
KELUARAN DAN SEDIAAN MAKANAN LAIN MISCELLANEOUS EDIBLE PRODUCTS AND PREPARATIONS	523.1	210.6	312.6	665.7	181.6	484.1
JUMLAH KEPERLUAN PERTANIAN TOTAL OF AGRICULTURAL INPUTS	979.2	91.3	887.9	1,810.1	146.4	1,663.7
BAJA FERTILIZERS	656.1	86.1	570.0	1,329.1	139.0	1,190.1
UBAT-UBATAN VETERINAR VETERINARY MEDICAMENTS	-	1.4	(1.4)	15.0	2.3	12.8

**JADUAL 15 : PERDAGANGAN LUAR NEGERI BAGI AGROMAKANAN DAN HASIL
PERTANIAN TERPILIH MENGIKUT NEGARA - AUSTRALIA**
TABLE 15 : EXTERNAL TRADE FOR AGROFOOD AND SELECTED
AGRICULTURAL PRODUCTS BY COUNTRIES - AUSTRALIA

KATEGORI CATEGORY	2021			2022		
	EXPORT/ EXPORTS	IMPORT IMPORTS	IMBANGAN DAGANGAN/ BALANCE OF TRADE	EXPORT/ EXPORTS	IMPORT IMPORTS	IMBANGAN DAGANGAN/ BALANCE OF TRADE
UBAT PEMBUNUH KUMAN, UBAT SERANGGA DSB. DISINFECTANTS, INSECTICIDES, FUNGICIDES, WEED KILLERS AND ANTI-SPROUTING PRODUCTS, ETC.	268.1	2.5	265.6	398.8	1.3	397.5
JENTERA PERTANIAN (TERMASUK TRAKTOR) DAN ALAT GANTI AGRICULTURAL MACHINERY (INCLUDING TRACTORS) AND PARTS	55.0	1.2	53.7	67.2	3.8	63.3
JUMLAH KELUARAN PERTANIAN LAIN TOTAL OF OTHER AGRICULTURAL PRODUCTS	2,040.9	1,188.5	852.4	2,604.0	1,883.6	720.4
BINATANG HIDUP (BUKAN BINATANG TERNAKAN) LIVE ANIMALS (NON LIVESTOCK)	-	0.0	(0.0)	-	0.1	(0.1)
IKAN HIASAN ORNAMENTAL FISH	1.6	0.0	1.6	1.3	0.1	1.1
RUMPAI LAUT SEAWEED	0.2	0.6	(0.4)	0.1	0.9	(0.8)
LAIN-LAIN PRODUK IKAN OTHER FISH PRODUCTS	-	15.9	(15.9)	-	10.5	(10.5)
MINUMAN DAN TEMBAKAU BEVERAGES AND TOBACCO	13.9	164.3	(150.4)	19.9	292.9	(272.9)
MINYAK KELAPA SAWIT PALM OIL	261.7	1.4	260.3	399.7	0.4	399.3
MINYAK ISIRUNG KELAPA SAWIT PALM KERNEL OIL	83.8	40.9	43.0	101.2	2.3	98.9
BUNGA-BUNGAAN FLORICULTURE	77.8	0.0	77.8	99.1	0.0	99.1
BAHAN TANAMAN UNTUK PEMBIAKAN SEEDS AND BUDS FOR SOWING	0.3	1.7	(1.4)	0.0	1.0	(1.0)
LEMAK HAIWAN DAN SAYURAN/LAIN-LAIN BIJI-BIJI MINYAK ANIMAL AND VEGETABLE FATS/OTHER OIL SEEDS	538.4	389.3	149.2	747.4	439.9	307.5
GETAH ASLI DAN SUSU GETAH NATURAL RUBBER AND NATURAL GUMS IN PRIMARY FORMS	9.9	-	9.9	8.8	-	8.8
KULIT DAN BULU BINATANG HIDES AND SKIN	5.9	0.0	5.9	0.0	0.2	(0.2)
GENTIAN ASLI NATURAL FIBRES	3.9	144.3	(140.4)	4.2	650.6	(646.3)
HASIL PERHUTANAN FORESTRY PRODUCTS	1,043.6	430.1	613.4	1,222.2	484.8	737.4
JUMLAH TOTAL	4,336.1	5,425.5	(1,089.4)	5,996.3	7,196.8	(1,200.5)

Nota/Notes :

¹ Binatang Ternakan/Livestock

² Tidak Termasuk Ikan Hiasan/Excluding Ornamental Fish

**JADUAL 15 : PERDAGANGAN LUAR NEGERI BAGI AGROMAKANAN DAN HASIL
PERTANIAN TERPILIH MENGIKUT NEGARA - AUSTRALIA**
TABLE 15 : EXTERNAL TRADE FOR AGROFOOD AND SELECTED
AGRICULTURAL PRODUCTS BY COUNTRIES - AUSTRALIA

KATEGORI CATEGORY	2023			2024 (JAN-FEB/JAN-FEB)		
	EXPORT/ EXPORTS	IMPORT IMPORTS	IMBANGAN DAGANGAN/ BALANCE OF TRADE	EXPORT/ EXPORTS	IMPORT IMPORTS	IMBANGAN DAGANGAN/ BALANCE OF TRADE
JUMLAH AGROMAKANAN TOTAL OF AGROFOOD	1,558.2	4,445.7	(2,887.5)	298.2	621.9	(323.7)
TERNAKAN LIVESTOCK	8.8	1,673.3	(1,664.4)	1.2	261.4	(260.2)
BINATANG HIDUP ¹ LIVE ANIMALS ¹	-	94.3	(93.6)	-	7.3	(6.8)
DAGING DAN SEDIAAN DAGING MEAT AND MEAT PREPARATIONS	0.6	1,013.2	(1,012.6)	0.5	141.1	(140.6)
HASIL TENUSU DAIRY PRODUCTS	8.1	565.8	(557.7)	0.8	113.0	(112.3)
TELUR UNGGAS POULTRY EGGS	0.1	0.0	0.1	-	-	-
PERIKANAN FISHERIES	190.5	39.4	151.1	33.2	5.4	27.8
IKAN, KRUSTASEA, MOLUSKA DAN SEDIAAN ² FISH, CRUSTACEANS, MOLLUSCS AND PREPARATIONS ²	190.5	39.4	151.1	33.2	5.4	27.8
TANAMAN FOOD CROPS	785.0	2,394.6	(1,609.6)	168.9	297.7	(128.8)
BIJIRIN DAN SEDIAAN BIJIRIN CEREALS AND CEREAL PREPARATIONS	358.5	1,796.8	(1,438.3)	62.2	216.2	(153.9)
SAYUR-SAYURAN VEGETABLES	16.5	170.6	(154.2)	3.1	21.3	(18.2)
BUAH-BUAHAN FRUITS	32.6	236.9	(204.2)	3.9	41.3	(37.4)
GULA, SEDIAAN GULA DAN MADU SUGARS, SUGAR PREPARATIONS AND HONEY	31.0	90.1	(59.1)	4.1	1.8	2.4
KOPI, KOKO, TEH, REMPAH DAN KELUARAN COFFEE, COCOA, TEA, SPICES AND MANUFACTURES	346.4	100.2	246.2	95.5	17.2	78.3
LAIN-LAIN OTHERS	573.8	338.4	235.5	94.9	57.3	37.5
BAHAN MAKANAN UNTUK TERNAKAN FEEDING STUFF FOR ANIMALS	33.5	158.0	(124.4)	2.0	26.2	(24.2)
KELUARAN DAN SEDIAAN MAKANAN LAIN MISCELLANEOUS EDIBLE PRODUCTS AND PREPARATIONS	540.3	180.4	359.9	92.8	31.1	61.7
JUMLAH KEPERLUAN PERTANIAN TOTAL OF AGRICULTURAL INPUTS	1,020.6	156.4	864.2	157.6	36.3	121.3
BAJA FERTILIZERS	646.1	149.5	496.6	59.1	35.3	23.7
UBAT-UBATAN VETERINAR VETERINARY MEDICAMENTS	12.4	2.8	9.7	2.8	0.5	2.3

**JADUAL 15 : PERDAGANGAN LUAR NEGERI BAGI AGROMAKANAN DAN HASIL
PERTANIAN TERPILIH MENGIKUT NEGARA - AUSTRALIA**
TABLE 15 : EXTERNAL TRADE FOR AGROFOOD AND SELECTED
AGRICULTURAL PRODUCTS BY COUNTRIES - AUSTRALIA

KATEGORI CATEGORY	2023			2024 (JAN-FEB/JAN-FEB)		
	EXPORT/ EXPORTS	IMPORT IMPORTS	IMBANGAN DAGANGAN/ BALANCE OF TRADE	EXPORT/ EXPORTS	IMPORT IMPORTS	IMBANGAN DAGANGAN/ BALANCE OF TRADE
UBAT PEMBUNUH KUMAN, UBAT SERANGGA DSB. DISINFECTANTS, INSECTICIDES, FUNGICIDES, WEED KILLERS AND ANTI-SPROUTING PRODUCTS, ETC.	285.7	1.7	284.0	85.6	0.1	85.5
JENTERA PERTANIAN (TERMASUK TRAKTOR) DAN ALAT GANTI AGRICULTURAL MACHINERY (INCLUDING TRACTORS) AND PARTS	76.4	2.4	73.9	10.0	0.3	9.8
JUMLAH KELUARAN PERTANIAN LAIN TOTAL OF OTHER AGRICULTURAL PRODUCTS	2,217.8	1,903.0	314.8	378.0	237.3	140.7
BINATANG HIDUP (BUKAN BINATANG TERNAKAN) LIVE ANIMALS (NON LIVESTOCK)	-	0.2	(0.2)	-	0.0	(0.0)
IKAN HIASAN ORNAMENTAL FISH	1.4	0.5	1.0	0.2	-	0.2
RUMPAI LAUT SEAWEED	0.2	0.2	0.0	-	0.1	(0.1)
LAIN-LAIN PRODUK IKAN OTHER FISH PRODUCTS	-	15.2	(15.2)	-	2.4	(2.4)
MINUMAN DAN TEMBAKAU BEVERAGES AND TOBACCO	55.9	200.8	(144.9)	11.4	71.7	(60.2)
MINYAK KELAPA SAWIT PALM OIL	282.7	-	282.7	36.5	-	36.5
MINYAK ISIRUNG KELAPA SAWIT PALM KERNEL OIL	70.8	-	70.8	9.5	-	9.5
BUNGA-BUNGAAN FLORICULTURE	67.3	0.0	67.3	12.8	-	12.8
BAHAN TANAMAN UNTUK PEMBIAKAN SEEDS AND BUDS FOR SOWING	0.1	1.6	(1.5)	-	0.1	(0.1)
LEMAK HAIWAN DAN SAYURAN/LAIN-LAIN BIJI-BIJI MINYAK ANIMAL AND VEGETABLE FATS/OTHER OIL SEEDS	615.7	447.7	168.1	112.3	63.7	48.5
GETAH ASLI DAN SUSU GETAH NATURAL RUBBER AND NATURAL GUMS IN PRIMARY FORMS	5.0	-	5.0	0.7	-	0.7
KULIT DAN BULU BINATANG HIDES AND SKIN	0.0	1.2	(1.2)	-	-	-
GENTIAN ASLI NATURAL FIBRES	3.2	853.2	(850.0)	1.0	49.2	(48.2)
HASIL PERHUTANAN FORESTRY PRODUCTS	1,115.5	382.5	732.9	193.6	50.2	143.4
JUMLAH TOTAL	4,796.6	6,505.1	(1,708.5)	833.8	895.5	(61.7)

Nota/Notes:

¹ Binatang Ternakan/Livestock

² Tidak Termasuk Ikan Hiasan/Excluding Ornamental Fish

**JADUAL 16 : PERDAGANGAN LUAR NEGERI BAGI AGROMAKANAN DAN HASIL
PERTANIAN TERPILIH MENGIKUT NEGARA - NEW ZEALAND**
TABLE 16 : EXTERNAL TRADE FOR AGROFOOD AND SELECTED
AGRICULTURAL PRODUCTS BY COUNTRIES - NEW ZEALAND

KATEGORI CATEGORY	2021			2022		
	EXPORT/ EXPORTS	IMPORT IMPORTS	IMBANGAN DAGANGAN/ BALANCE OF TRADE	EXPORT/ EXPORTS	IMPORT IMPORTS	IMBANGAN DAGANGAN/ BALANCE OF TRADE
JUMLAH AGROMAKANAN TOTAL OF AGROFOOD	589.5	2,369.3	(1,779.8)	750.8	3,464.6	(2,713.8)
TERNAKAN LIVESTOCK	1.9	1,921.0	(1,919.1)	0.9	2,908.6	(2,907.7)
BINATANG HIDUP ¹ LIVE ANIMALS ¹	-	13.2	(13.2)	-	48.5	(48.5)
DAGING DAN SEDIAAN DAGING MEAT AND MEAT PREPARATIONS	0.6	150.3	(149.6)	0.6	423.2	(422.6)
HASIL TENUSU DAIRY PRODUCTS	1.3	1,757.6	(1,756.3)	0.3	2,436.9	(2,436.6)
TELUR UNGGAS POULTRY EGGS	-	-	-	-	-	-
PERIKANAN FISHERIES	15.7	22.7	(7.0)	18.1	29.3	(11.2)
IKAN, KRUSTASEA, MOLUSKA DAN SEDIAAN ² FISH, CRUSTACEANS, MOLLUSCS AND PREPARATIONS ²	15.7	22.7	(7.0)	18.1	29.3	(11.2)
TANAMAN FOOD CROPS	154.4	226.1	(71.6)	129.1	243.6	(114.5)
BIJIRIN DAN SEDIAAN BIJIRIN CEREALS AND CEREAL PREPARATIONS	41.8	7.9	33.9	46.3	17.1	29.2
SAYUR-SAYURAN VEGETABLES	1.3	60.8	(59.4)	1.4	61.0	(59.6)
BUAH-BUAHAN FRUITS	2.4	133.9	(131.5)	1.7	130.0	(128.2)
GULA, SEDIAAN GULA DAN MADU SUGARS, SUGAR PREPARATIONS AND HONEY	22.0	14.7	7.4	22.4	20.9	1.5
KOPI, KOKO, TEH, REMPAH DAN KELUARAN COFFEE, COCOA, TEA, SPICES AND MANUFACTURES	86.9	8.9	78.0	57.3	14.6	42.7
LAIN-LAIN OTHERS	417.4	199.5	217.9	602.8	283.1	319.6
BAHAN MAKANAN UNTUK TERNAKAN FEEDING STUFF FOR ANIMALS	367.2	14.1	353.1	537.5	9.9	527.6
KELUARAN DAN SEDIAAN MAKANAN LAIN MISCELLANEOUS EDIBLE PRODUCTS AND PREPARATIONS	50.3	185.4	(135.2)	65.3	273.2	(208.0)
JUMLAH KEPERLUAN PERTANIAN TOTAL OF AGRICULTURAL INPUTS	513.1	3.4	509.7	397.2	1.4	395.8
BAJA FERTILIZERS	459.6	0.0	459.6	324.5	0.1	324.5
UBAT-UBATAN VETERINAR VETERINARY MEDICAMENTS	-	0.6	(0.6)	-	-	-

**JADUAL 16 : PERDAGANGAN LUAR NEGERI BAGI AGROMAKANAN DAN HASIL
PERTANIAN TERPILIH MENGIKUT NEGARA - NEW ZEALAND**
TABLE 16 : EXTERNAL TRADE FOR AGROFOOD AND SELECTED
AGRICULTURAL PRODUCTS BY COUNTRIES - NEW ZEALAND

KATEGORI CATEGORY	2021			2022		
	EXPORT/ EXPORTS	IMPORT IMPORTS	IMBANGAN DAGANGAN/ BALANCE OF TRADE	EXPORT/ EXPORTS	IMPORT IMPORTS	IMBANGAN DAGANGAN/ BALANCE OF TRADE
UBAT PEMBUNUH KUMAN, UBAT SERANGGA DSB. DISINFECTANTS, INSECTICIDES, FUNGICIDES, WEED KILLERS AND ANTI-SPROUTING PRODUCTS, ETC.	21.5	0.5	21.0	45.7	0.1	45.7
JENTERA PERTANIAN (TERMASUK TRAKTOR) DAN ALAT GANTI AGRICULTURAL MACHINERY (INCLUDING TRACTORS) AND PARTS	31.9	2.3	29.7	26.9	1.3	25.7
JUMLAH KELUARAN PERTANIAN LAIN TOTAL OF OTHER AGRICULTURAL PRODUCTS	544.6	430.9	113.7	726.0	466.9	259.1
BINATANG HIDUP (BUKAN BINATANG TERNAKAN) LIVE ANIMALS (NON LIVESTOCK)	-	0.0	(0.0)	0.0	0.0	(0.0)
IKAN HIASAN ORNAMENTAL FISH	0.0	0.3	(0.3)	0.0	-	0.0
RUMPAI LAUT SEAWEED	0.0	0.1	(0.1)	-	0.1	(0.1)
LAIN-LAIN PRODUK IKAN OTHER FISH PRODUCTS	-	3.1	(3.1)	-	3.1	(3.1)
MINUMAN DAN TEMBAKAU BEVERAGES AND TOBACCO	4.2	7.7	(3.6)	4.9	11.6	(6.7)
MINYAK KELAPA SAWIT PALM OIL	95.6	0.1	95.5	175.7	2.1	173.6
MINYAK ISIRUNG KELAPA SAWIT PALM KERNEL OIL	21.6	-	21.6	19.9	21.9	(1.9)
BUNGA-BUNGAAN FLORICULTURE	0.4	-	0.4	1.5	-	1.5
BAHAN TANAMAN UNTUK PEMBIAKAN SEEDS AND BUDS FOR SOWING	-	0.5	(0.5)	0.0	0.2	(0.2)
LEMAK HAIWAN DAN SAYURAN/LAIN-LAIN BIJI-BIJI MINYAK ANIMAL AND VEGETABLE FATS/OTHER OIL SEEDS	285.6	103.8	181.8	375.9	115.2	260.7
GETAH ASLI DAN SUSU GETAH NATURAL RUBBER AND NATURAL GUMS IN PRIMARY FORMS	0.0	0.5	(0.5)	-	-	-
KULIT DAN BULU BINATANG HIDES AND SKIN	-	0.3	(0.3)	-	0.2	(0.2)
GENTIAN ASLI NATURAL FIBRES	0.1	0.3	(0.2)	0.0	0.3	(0.2)
HASIL PERHUTANAN FORESTRY PRODUCTS	137.1	314.1	(177.0)	148.1	312.4	(164.3)
JUMLAH TOTAL	1,647.2	2,803.6	(1,156.4)	1,874.1	3,933.0	(2,058.9)

Nota/Notes :

¹ Binatang Ternakan/Livestock

² Tidak Termasuk Ikan Hiasan/Excluding Ornamental Fish

**JADUAL 16 : PERDAGANGAN LUAR NEGERI BAGI AGROMAKANAN DAN HASIL
PERTANIAN TERPILIH MENGIKUT NEGARA - NEW ZEALAND**
TABLE 16 : EXTERNAL TRADE FOR AGROFOOD AND SELECTED
AGRICULTURAL PRODUCTS BY COUNTRIES - NEW ZEALAND

KATEGORI CATEGORY	2023			2024 (JAN-FEB/JAN-FEB)		
	EXPORT/ EXPORTS	IMPORT IMPORTS	IMBANGAN DAGANGAN/ BALANCE OF TRADE	EXPORT/ EXPORTS	IMPORT IMPORTS	IMBANGAN DAGANGAN/ BALANCE OF TRADE
JUMLAH AGROMAKANAN TOTAL OF AGROFOOD	654.1	3,210.0	(2,555.9)	179.9	611.3	(431.3)
TERNAKAN LIVESTOCK	0.3	2,683.1	(2,682.8)	0.0	540.3	(540.3)
BINATANG HIDUP ¹ LIVE ANIMALS ¹	-	70.4	(70.4)	-	17.8	(17.8)
DAGING DAN SEDIAAN DAGING MEAT AND MEAT PREPARATIONS	0.0	210.8	(210.8)	-	28.9	(28.9)
HASIL TENUSU DAIRY PRODUCTS	0.2	2,401.9	(2,401.7)	0.0	493.6	(493.6)
TELUR UNGGAS POULTRY EGGS	0.0	-	0.0	-	-	-
PERIKANAN FISHERIES	14.2	28.7	(14.6)	1.7	3.8	(2.1)
IKAN, KRUSTASEA, MOLUSKA DAN SEDIAAN ² FISH, CRUSTACEANS, MOLLUSCS AND PREPARATIONS ²	14.2	28.7	(14.6)	1.7	3.8	(2.1)
TANAMAN FOOD CROPS	156.3	231.5	(75.2)	26.1	19.9	6.3
BIJIRIN DAN SEDIAAN BIJIRIN CEREALS AND CEREAL PREPARATIONS	56.7	12.2	44.5	8.5	1.8	6.7
SAYUR-SAYURAN VEGETABLES	5.4	71.3	(65.9)	0.6	3.5	(2.9)
BUAH-BUAHAN FRUITS	1.0	116.1	(115.1)	0.0	9.1	(9.1)
GULA, SEDIAAN GULA DAN MADU SUGARS, SUGAR PREPARATIONS AND HONEY	20.1	20.1	0.0	5.9	3.2	2.6
KOPI, KOKO, TEH, REMPAH DAN KELUARAN COFFEE, COCOA, TEA, SPICES AND MANUFACTURES	73.1	11.9	61.2	11.1	2.1	9.0
LAIN-LAIN OTHERS	483.4	266.7	216.8	152.1	47.3	104.8
BAHAN MAKANAN UNTUK TERNAKAN FEEDING STUFF FOR ANIMALS	426.2	7.6	418.6	144.5	1.7	142.8
KELUARAN DAN SEDIAAN MAKANAN LAIN MISCELLANEOUS EDIBLE PRODUCTS AND PREPARATIONS	57.3	259.1	(201.8)	7.6	45.7	(38.0)
JUMLAH KEPERLUAN PERTANIAN TOTAL OF AGRICULTURAL INPUTS	206.4	0.6	205.8	55.9	1.1	54.8
BAJA FERTILIZERS	155.2	0.0	155.2	44.8	-	44.8
UBAT-UBATAN VETERINAR VETERINARY MEDICAMENTS	0.0	0.0	(0.0)	-	0.0	(0.0)

**JADUAL 16 : PERDAGANGAN LUAR NEGERI BAGI AGROMAKANAN DAN HASIL
PERTANIAN TERPILIH MENGIKUT NEGARA - NEW ZEALAND**
TABLE 16 : EXTERNAL TRADE FOR AGROFOOD AND SELECTED
AGRICULTURAL PRODUCTS BY COUNTRIES - NEW ZEALAND

KATEGORI CATEGORY	2023			2024 (JAN-FEB/JAN-FEB)		
	EXPORT/ EXPORTS	IMPORT IMPORTS	IMBANGAN DAGANGAN/ BALANCE OF TRADE	EXPORT/ EXPORTS	IMPORT IMPORTS	IMBANGAN DAGANGAN/ BALANCE OF TRADE
UBAT PEMBUNUH KUMAN, UBAT SERANGGA DSB. DISINFECTANTS, INSECTICIDES, FUNGICIDES, WEED KILLERS AND ANTI-SPROUTING PRODUCTS, ETC.	17.4	0.0	17.4	3.6	0.1	3.5
JENTERA PERTANIAN (TERMASUK TRAKTOR) DAN ALAT GANTI AGRICULTURAL MACHINERY (INCLUDING TRACTORS) AND PARTS	33.8	0.6	33.2	7.5	1.0	6.5
JUMLAH KELUARAN PERTANIAN LAIN TOTAL OF OTHER AGRICULTURAL PRODUCTS	504.1	426.6	77.5	97.6	70.3	27.3
BINATANG HIDUP (BUKAN BINATANG TERNAKAN) LIVE ANIMALS (NON LIVESTOCK)	0.0	0.0	0.0	0.0	0.0	0.0
IKAN HIASAN ORNAMENTAL FISH	-	-	-	-	-	-
RUMPAI LAUT SEAWEED	0.0	-	0.0	-	-	-
LAIN-LAIN PRODUK IKAN OTHER FISH PRODUCTS	-	2.1	(2.1)	-	0.4	(0.4)
MINUMAN DAN TEMBAKAU BEVERAGES AND TOBACCO	12.2	11.6	0.7	0.6	1.1	(0.5)
MINYAK KELAPA SAWIT PALM OIL	91.2	-	91.2	28.8	-	28.8
MINYAK ISIRUNG KELAPA SAWIT PALM KERNEL OIL	17.9	1.5	16.4	2.4	-	2.4
BUNGA-BUNGAAN FLORICULTURE	2.4	-	2.4	0.4	-	0.4
BAHAN TANAMAN UNTUK PEMBIAKAN SEEDS AND BUDS FOR SOWING	0.0	0.9	(0.9)	-	0.4	(0.4)
LEMAK HAIWAN DAN SAYURAN/LAIN-LAIN BIJI-BIJI MINYAK ANIMAL AND VEGETABLE FATS/OTHER OIL SEEDS	253.8	108.8	145.0	41.8	28.1	13.7
GETAH ASLI DAN SUSU GETAH NATURAL RUBBER AND NATURAL GUMS IN PRIMARY FORMS	-	-	-	-	-	-
KULIT DAN BULU BINATANG HIDES AND SKIN	-	0.0	(0.0)	-	0.0	(0.0)
GENTIAN ASLI NATURAL FIBRES	0.0	0.4	(0.4)	0.0	-	0.0
HASIL PERHUTANAN FORESTRY PRODUCTS	126.5	301.3	(174.8)	23.7	40.3	(16.7)
JUMLAH TOTAL	1,364.7	3,637.3	(2,272.6)	333.4	682.7	(349.2)

Nota/Notes:

¹ Binatang Ternakan/Livestock

² Tidak Termasuk Ikan Hiasan/Excluding Ornamental Fish

**JADUAL 17 : PERDAGANGAN LUAR NEGERI BAGI AGROMAKANAN DAN HASIL
PERTANIAN TERPILIH MENGIKUT NEGARA - NETHERLANDS**
TABLE 17 : EXTERNAL TRADE FOR AGROFOOD AND SELECTED
AGRICULTURAL PRODUCTS BY COUNTRIES - NETHERLANDS

KATEGORI CATEGORY	2021			2022		
	EXPORT/ EXPORTS	IMPORT IMPORTS	IMBANGAN DAGANGAN/ BALANCE OF TRADE	EXPORT/ EXPORTS	IMPORT IMPORTS	IMBANGAN DAGANGAN/ BALANCE OF TRADE
JUMLAH AGROMAKANAN TOTAL OF AGROFOOD	93.0	888.5	(795.5)	169.6	1,131.3	(961.7)
TERNAKAN LIVESTOCK	0.1	213.2	(213.1)	0.8	218.3	(217.5)
BINATANG HIDUP ¹ LIVE ANIMALS ¹	-	5.5	(5.5)	-	0.8	(0.8)
DAGING DAN SEDIAAN DAGING MEAT AND MEAT PREPARATIONS	-	48.3	(48.3)	0.4	94.1	(93.7)
HASIL TENUSU DAIRY PRODUCTS	0.1	157.9	(157.8)	0.4	121.5	(121.1)
TELUR UNGGAS POULTRY EGGS	-	1.5	(1.5)	-	2.0	(2.0)
PERIKANAN FISHERIES	0.5	26.5	(26.1)	-	44.2	(44.2)
IKAN, KRUSTASEA, MOLUSKA DAN SEDIAAN ² FISH, CRUSTACEANS, MOLLUSCS AND PREPARATIONS ²	0.5	26.5	(26.1)	-	44.2	(44.2)
TANAMAN FOOD CROPS	36.1	389.8	(353.8)	92.5	563.0	(470.5)
BIJIRIN DAN SEDIAAN BIJIRIN CEREALS AND CEREAL PREPARATIONS	3.3	18.8	(15.5)	3.9	22.6	(18.7)
SAYUR-SAYURAN VEGETABLES	1.2	279.6	(278.4)	0.6	386.1	(385.5)
BUAH-BUAHAN FRUITS	15.3	18.4	(3.2)	14.7	32.5	(17.7)
GULA, SEDIAAN GULA DAN MADU SUGARS, SUGAR PREPARATIONS AND HONEY	2.0	17.1	(15.1)	2.8	22.1	(19.2)
KOPI, KOKO, TEH, REMPAH DAN KELUARAN COFFEE, COCOA, TEA, SPICES AND MANUFACTURES	14.3	55.9	(41.6)	70.5	99.9	(29.4)
LAIN-LAIN OTHERS	56.4	258.9	(202.5)	76.3	305.8	(229.4)
BAHAN MAKANAN UNTUK TERNAKAN FEEDING STUFF FOR ANIMALS	31.0	41.9	(11.0)	53.2	39.6	13.6
KELUARAN DAN SEDIAAN MAKANAN LAIN MISCELLANEOUS EDIBLE PRODUCTS AND PREPARATIONS	25.4	217.0	(191.6)	23.1	266.2	(243.1)
JUMLAH KEPERLUAN PERTANIAN TOTAL OF AGRICULTURAL INPUTS	2.3	187.4	(185.1)	4.4	220.4	(215.9)
BAJA FERTILIZERS	-	121.3	(121.3)	-	132.0	(132.0)
UBAT-UBATAN VETERINAR VETERINARY MEDICAMENTS	-	20.9	(20.9)	-	32.8	(32.8)

**JADUAL 17 : PERDAGANGAN LUAR NEGERI BAGI AGROMAKANAN DAN HASIL
PERTANIAN TERPILIH MENGIKUT NEGARA - NETHERLANDS**
TABLE 17 : EXTERNAL TRADE FOR AGROFOOD AND SELECTED
AGRICULTURAL PRODUCTS BY COUNTRIES - NETHERLANDS

KATEGORI CATEGORY	2021			2022		
	EXPORT/ EXPORTS	IMPORT IMPORTS	IMBANGAN DAGANGAN/ BALANCE OF TRADE	EXPORT/ EXPORTS	IMPORT IMPORTS	IMBANGAN DAGANGAN/ BALANCE OF TRADE
UBAT PEMBUNUH KUMAN, UBAT SERANGGA DSB. DISINFECTANTS, INSECTICIDES, FUNGICIDES, WEED KILLERS AND ANTI-SPROUTING PRODUCTS, ETC.	0.0	30.1	(30.1)	0.0	33.8	(33.8)
JENTERA PERTANIAN (TERMASUK TRAKTOR) DAN ALAT GANTI AGRICULTURAL MACHINERY (INCLUDING TRACTORS) AND PARTS	2.3	15.1	(12.8)	4.4	21.8	(17.4)
JUMLAH KELUARAN PERTANIAN LAIN TOTAL OF OTHER AGRICULTURAL PRODUCTS	8,158.6	288.0	7,870.5	8,704.6	356.4	8,348.2
BINATANG HIDUP (BUKAN BINATANG TERNAKAN) LIVE ANIMALS (NON LIVESTOCK)	0.0	1.0	(1.0)	0.0	1.6	(1.6)
IKAN HIASAN ORNAMENTAL FISH	0.2	-	0.2	0.1	-	0.1
RUMPAI LAUT SEAWEED	-	-	-	-	-	-
LAIN-LAIN PRODUK IKAN OTHER FISH PRODUCTS	-	7.1	(7.1)	-	6.6	(6.6)
MINUMAN DAN TEMBAKAU BEVERAGES AND TOBACCO	85.7	91.6	(5.9)	63.3	145.9	(82.6)
MINYAK KELAPA SAWIT PALM OIL	3,769.6	0.0	3,769.6	3,365.2	-	3,365.2
MINYAK ISIRUNG KELAPA SAWIT PALM KERNEL OIL	3,088.9	-	3,088.9	2,484.3	-	2,484.3
BUNGA-BUNGAAN FLORICULTURE	1.8	0.8	0.9	0.2	1.1	(0.8)
BAHAN TANAMAN UNTUK PEMBIAKAN SEEDS AND BUDS FOR SOWING	3.0	8.6	(5.6)	2.7	4.9	(2.2)
LEMAK HAIWAN DAN SAYURAN/LAIN-LAIN BIJI-BIJI MINYAK ANIMAL AND VEGETABLE FATS/OTHER OIL SEEDS	599.2	96.1	503.0	2,114.7	115.3	1,999.4
GETAH ASLI DAN SUSU GETAH NATURAL RUBBER AND NATURAL GUMS IN PRIMARY FORMS	8.3	-	8.3	7.3	-	7.3
KULIT DAN BULU BINATANG HIDES AND SKIN	-	0.2	(0.2)	-	0.1	(0.1)
GENTIAN ASLI NATURAL FIBRES	152.3	0.4	151.9	112.2	0.0	112.2
HASIL PERHUTANAN FORESTRY PRODUCTS	449.7	82.1	367.6	554.4	80.8	473.6
JUMLAH TOTAL	8,253.9	1,363.9	6,890.0	8,878.6	1,708.1	7,170.5

Nota/Notes :

¹ Binatang Ternakan/Livestock

² Tidak Termasuk Ikan Hiasan/Excluding Ornamental Fish

**JADUAL 17 : PERDAGANGAN LUAR NEGERI BAGI AGROMAKANAN DAN HASIL
PERTANIAN TERPILIH MENGIKUT NEGARA - NETHERLANDS**
TABLE 17 : EXTERNAL TRADE FOR AGROFOOD AND SELECTED
AGRICULTURAL PRODUCTS BY COUNTRIES - NETHERLANDS

KATEGORI CATEGORY	2023			2024 (JAN-FEB/JAN-FEB)		
	EXPORT/ EXPORTS	IMPORT IMPORTS	IMBANGAN DAGANGAN/ BALANCE OF TRADE	EXPORT/ EXPORTS	IMPORT IMPORTS	IMBANGAN DAGANGAN/ BALANCE OF TRADE
JUMLAH AGROMAKANAN TOTAL OF AGROFOOD	248.3	1,039.9	(791.6)	32.4	146.0	(113.5)
TERNAKAN LIVESTOCK	0.9	167.6	(166.7)	-	9.8	(9.8)
BINATANG HIDUP ¹ LIVE ANIMALS ¹	-	-	-	-	-	-
DAGING DAN SEDIAAN DAGING MEAT AND MEAT PREPARATIONS	0.9	34.9	(34.1)	-	1.6	(1.6)
HASIL TENUSU DAIRY PRODUCTS	0.0	131.1	(131.1)	-	8.2	(8.2)
TELUR UNGGAS POULTRY EGGS	0.0	1.5	(1.5)	-	-	-
PERIKANAN FISHERIES	0.3	49.4	(49.1)	0.0	5.5	(5.5)
IKAN, KRUSTASEA, MOLUSKA DAN SEDIAAN ² FISH, CRUSTACEANS, MOLLUSCS AND PREPARATIONS ²	0.3	49.4	(49.1)	0.0	5.5	(5.5)
TANAMAN FOOD CROPS	157.3	546.1	(388.8)	24.4	97.0	(72.5)
BIJIRIN DAN SEDIAAN BIJIRIN CEREALS AND CEREAL PREPARATIONS	7.0	26.6	(19.5)	1.0	6.3	(5.3)
SAYUR-SAYURAN VEGETABLES	0.4	322.9	(322.5)	0.0	58.4	(58.4)
BUAH-BUAHAN FRUITS	14.1	29.0	(14.9)	2.5	3.7	(1.2)
GULA, SEDIAAN GULA DAN MADU SUGARS, SUGAR PREPARATIONS AND HONEY	6.2	10.3	(4.1)	0.6	0.4	0.3
KOPI, KOKO, TEH, REMPAH DAN KELUARAN COFFEE, COCOA, TEA, SPICES AND MANUFACTURES	129.5	157.4	(27.8)	20.3	28.2	(7.9)
LAIN-LAIN OTHERS	89.8	276.8	(187.0)	8.0	33.7	(25.7)
BAHAN MAKANAN UNTUK TERNAKAN FEEDING STUFF FOR ANIMALS	60.1	32.7	27.5	2.7	3.9	(1.2)
KELUARAN DAN SEDIAAN MAKANAN LAIN MISCELLANEOUS EDIBLE PRODUCTS AND PREPARATIONS	29.7	244.2	(214.5)	5.3	29.9	(24.6)
JUMLAH KEPERLUAN PERTANIAN TOTAL OF AGRICULTURAL INPUTS	7.0	202.6	(195.6)	0.6	46.3	(45.7)
BAJA FERTILIZERS	0.1	87.2	(87.0)	-	20.4	(20.4)
UBAT-UBATAN VETERINAR VETERINARY MEDICAMENTS	0.0	41.1	(41.1)	-	8.1	(8.1)

**JADUAL 17 : PERDAGANGAN LUAR NEGERI BAGI AGROMAKANAN DAN HASIL
PERTANIAN TERPILIH MENGIKUT NEGARA - NETHERLANDS**
TABLE 17 : EXTERNAL TRADE FOR AGROFOOD AND SELECTED
AGRICULTURAL PRODUCTS BY COUNTRIES - NETHERLANDS

KATEGORI CATEGORY	2023			2024 (JAN-FEB/JAN-FEB)		
	EXPORT/ EXPORTS	IMPORT IMPORTS	IMBANGAN DAGANGAN/ BALANCE OF TRADE	EXPORT/ EXPORTS	IMPORT IMPORTS	IMBANGAN DAGANGAN/ BALANCE OF TRADE
UBAT PEMBUNUH KUMAN, UBAT SERANGGA DSB. DISINFECTANTS, INSECTICIDES, FUNGICIDES, WEED KILLERS AND ANTI-SPROUTING PRODUCTS, ETC.	0.2	25.1	(25.0)	-	5.9	(5.9)
JENTERA PERTANIAN (TERMASUK TRAKTOR) DAN ALAT GANTI AGRICULTURAL MACHINERY (INCLUDING TRACTORS) AND PARTS	6.7	49.1	(42.4)	0.6	11.9	(11.3)
JUMLAH KELUARAN PERTANIAN LAIN TOTAL OF OTHER AGRICULTURAL PRODUCTS	4,967.5	404.7	4,562.7	775.0	51.0	724.0
BINATANG HIDUP (BUKAN BINATANG TERNAKAN) LIVE ANIMALS (NON LIVESTOCK)	0.0	1.2	(1.2)	0.0	0.1	(0.1)
IKAN HIASAN ORNAMENTAL FISH	0.2	-	0.2	0.1	-	0.1
RUMPAI LAUT SEAWEED	0.0	0.0	(0.0)	-	-	-
LAIN-LAIN PRODUK IKAN OTHER FISH PRODUCTS	-	3.0	(3.0)	-	-	-
MINUMAN DAN TEMBAKAU BEVERAGES AND TOBACCO	53.3	86.6	(33.3)	1.8	11.5	(9.7)
MINYAK KELAPA SAWIT PALM OIL	1,589.1	-	1,589.1	346.3	-	346.3
MINYAK ISIRUNG KELAPA SAWIT PALM KERNEL OIL	1,178.1	-	1,178.1	115.1	-	115.1
BUNGA-BUNGAAN FLORICULTURE	0.0	1.2	(1.2)	0.0	0.0	(0.0)
BAHAN TANAMAN UNTUK PEMBIAKAN SEEDS AND BUDS FOR SOWING	2.2	10.3	(8.1)	0.0	1.1	(1.1)
LEMAK HAIWAN DAN SAYURAN/LAIN-LAIN BIJI-BIJI MINYAK ANIMAL AND VEGETABLE FATS/OTHER OIL SEEDS	1,459.4	153.6	1,305.9	210.0	7.0	203.0
GETAH ASLI DAN SUSU GETAH NATURAL RUBBER AND NATURAL GUMS IN PRIMARY FORMS	11.0	-	11.0	2.7	-	2.7
KULIT DAN BULU BINATANG HIDES AND SKIN	0.0	0.4	(0.4)	-	0.1	(0.1)
GENTIAN ASLI NATURAL FIBRES	93.5	1.0	92.6	14.3	0.4	13.9
HASIL PERHUTANAN FORESTRY PRODUCTS	580.7	147.4	433.2	84.8	30.8	54.0
JUMLAH TOTAL	5,222.7	1,647.2	3,575.6	808.1	243.2	564.8

Nota/Notes:

¹ Binatang Ternakan/Livestock

² Tidak Termasuk Ikan Hiasan/Excluding Ornamental Fish

**JADUAL 18 : PERDAGANGAN LUAR NEGERI BAGI AGROMAKANAN DAN HASIL
PERTANIAN TERPILIH MENGIKUT NEGARA - CHINA**
TABLE 18 : EXTERNAL TRADE FOR AGROFOOD AND SELECTED
AGRICULTURAL PRODUCTS BY COUNTRIES - CHINA

KATEGORI CATEGORY	2021			2022		
	EXPORT/ EXPORTS	IMPORT IMPORTS	IMBANGAN DAGANGAN/ BALANCE OF TRADE	EXPORT/ EXPORTS	IMPORT IMPORTS	IMBANGAN DAGANGAN/ BALANCE OF TRADE
JUMLAH AGROMAKANAN TOTAL OF AGROFOOD	4,929.8	7,653.8	(2,724.0)	5,542.6	8,691.7	(3,149.1)
TERNAKAN LIVESTOCK	35.4	190.0	(154.6)	22.8	307.7	(284.9)
BINATANG HIDUP ¹ LIVE ANIMALS ¹	-	-	-	-	0.4	(0.4)
DAGING DAN SEDIAAN DAGING MEAT AND MEAT PREPARATIONS	1.8	181.8	(180.0)	5.0	302.2	(297.3)
HASIL TENUSU DAIRY PRODUCTS	33.6	8.0	25.6	17.8	5.1	12.8
TELUR UNGGAS POULTRY EGGS	-	0.2	(0.2)	-	0.1	(0.1)
PERIKANAN FISHERIES	1,030.0	1,311.1	(281.2)	1,029.2	1,531.0	(501.9)
IKAN, KRUSTASEA, MOLUSKA DAN SEDIAAN ² FISH, CRUSTACEANS, MOLLUSCS AND PREPARATIONS ²	1,030.0	1,311.1	(281.2)	1,029.2	1,531.0	(501.9)
TANAMAN FOOD CROPS	2,215.3	5,145.2	(2,929.9)	2,432.4	5,559.4	(3,126.9)
BIJIRIN DAN SEDIAAN BIJIRIN CEREALS AND CEREAL PREPARATIONS	246.3	211.7	34.6	248.5	255.6	(7.1)
SAYUR-SAYURAN VEGETABLES	7.8	2,584.2	(2,576.4)	5.2	2,835.1	(2,829.8)
BUAH-BUAHAN FRUITS	911.6	1,151.0	(239.4)	954.0	1,324.6	(370.6)
GULA, SEDIAAN GULA DAN MADU SUGARS, SUGAR PREPARATIONS AND HONEY	170.8	323.6	(152.8)	244.5	488.3	(243.8)
KOPI, KOKO, TEH, REMPAH DAN KELUARAN COFFEE, COCOA, TEA, SPICES AND MANUFACTURES	878.8	874.8	4.0	980.1	655.8	324.3
LAIN-LAIN OTHERS	1,649.2	1,007.5	641.7	2,058.2	1,293.6	764.6
BAHAN MAKANAN UNTUK TERNAKAN FEEDING STUFF FOR ANIMALS	287.4	345.1	(57.7)	478.0	368.2	109.8
KELUARAN DAN SEDIAAN MAKANAN LAIN MISCELLANEOUS EDIBLE PRODUCTS AND PREPARATIONS	1,361.8	662.4	699.3	1,580.2	925.4	654.8
JUMLAH KEPERLUAN PERTANIAN TOTAL OF AGRICULTURAL INPUTS	227.3	2,302.2	(2,074.9)	286.0	3,064.5	(2,778.4)
BAJA FERTILIZERS	14.1	1,284.4	(1,270.4)	7.1	1,871.7	(1,864.6)
UBAT-UBATAN VETERINAR VETERINARY MEDICAMENTS	-	16.6	(16.6)	-	36.5	(36.5)

**JADUAL 18 : PERDAGANGAN LUAR NEGERI BAGI AGROMAKANAN DAN HASIL
PERTANIAN TERPILIH MENGIKUT NEGARA - CHINA**
TABLE 18 : EXTERNAL TRADE FOR AGROFOOD AND SELECTED
AGRICULTURAL PRODUCTS BY COUNTRIES - CHINA

KATEGORI CATEGORY	2021			2022		
	EXPORT/ EXPORTS	IMPORT IMPORTS	IMBANGAN DAGANGAN/ BALANCE OF TRADE	EXPORT/ EXPORTS	IMPORT IMPORTS	IMBANGAN DAGANGAN/ BALANCE OF TRADE
UBAT PEMBUNUH KUMAN, UBAT SERANGGA DSB. DISINFECTANTS, INSECTICIDES, FUNGICIDES, WEED KILLERS AND ANTI-SPROUTING PRODUCTS, ETC.	202.6	515.5	(312.9)	260.1	515.2	(255.1)
JENTERA PERTANIAN (TERMASUK TRAKTOR) DAN ALAT GANTI AGRICULTURAL MACHINERY (INCLUDING TRACTORS) AND PARTS	10.7	485.6	(475.0)	18.8	641.1	(622.3)
JUMLAH KELUARAN PERTANIAN LAIN TOTAL OF OTHER AGRICULTURAL PRODUCTS	15,852.9	5,387.0	10,465.9	17,666.6	6,881.1	10,785.5
BINATANG HIDUP (BUKAN BINATANG TERNAKAN) LIVE ANIMALS (NON LIVESTOCK)	7.4	1.1	6.3	-	1.0	(1.0)
IKAN HIASAN ORNAMENTAL FISH	1.6	6.2	(4.6)	15.9	4.8	11.2
RUMPAI LAUT SEAWEED	3.2	42.5	(39.3)	0.5	41.7	(41.2)
LAIN-LAIN PRODUK IKAN OTHER FISH PRODUCTS	5.1	6.5	(1.3)	37.7	20.0	17.7
MINUMAN DAN TEMBAKAU BEVERAGES AND TOBACCO	58.1	68.5	(10.4)	62.5	79.5	(17.0)
MINYAK KELAPA SAWIT PALM OIL	4,366.6	12.3	4,354.3	5,082.1	3.0	5,079.1
MINYAK ISIRUNG KELAPA SAWIT PALM KERNEL OIL	986.1	297.5	688.6	1,215.2	163.3	1,051.9
BUNGA-BUNGAAN FLORICULTURE	0.9	10.9	(10.0)	1.1	18.6	(17.5)
BAHAN TANAMAN UNTUK PEMBIAKAN SEEDS AND BUDS FOR SOWING	1.0	37.1	(36.1)	0.4	27.9	(27.5)
LEMAK HAIWAN DAN SAYURAN/LAIN-LAIN BIJI-BIJI MINYAK ANIMAL AND VEGETABLE FATS/OTHER OIL SEEDS	3,446.8	935.0	2,511.8	4,063.4	1,552.0	2,511.3
GETAH ASLI DAN SUSU GETAH NATURAL RUBBER AND NATURAL GUMS IN PRIMARY FORMS	2,132.2	5.4	2,126.8	2,075.6	5.6	2,070.0
KULIT DAN BULU BINATANG HIDES AND SKIN	6.0	25.7	(19.7)	3.9	24.9	(21.0)
GENTIAN ASLI NATURAL FIBRES	930.1	169.5	760.6	941.6	197.6	744.1
HASIL PERHUTANAN FORESTRY PRODUCTS	3,907.8	3,768.9	138.8	4,166.5	4,741.2	(574.6)
JUMLAH TOTAL	21,010.0	15,343.0	5,667.0	23,495.2	18,637.3	4,857.9

Nota/Notes :

¹ Binatang Ternakan/Livestock

² Tidak Termasuk Ikan Hiasan/Excluding Ornamental Fish

**JADUAL 18 : PERDAGANGAN LUAR NEGERI BAGI AGROMAKANAN DAN HASIL
PERTANIAN TERPILIH MENGIKUT NEGARA - CHINA**
TABLE 18 : EXTERNAL TRADE FOR AGROFOOD AND SELECTED
AGRICULTURAL PRODUCTS BY COUNTRIES - CHINA

KATEGORI CATEGORY	2023			2024 (JAN-FEB/JAN-FEB)		
	EXPORT/ EXPORTS	IMPORT IMPORTS	IMBANGAN DAGANGAN/ BALANCE OF TRADE	EXPORT/ EXPORTS	IMPORT IMPORTS	IMBANGAN DAGANGAN/ BALANCE OF TRADE
JUMLAH AGROMAKANAN TOTAL OF AGROFOOD	6,246.1	9,095.0	(2,849.0)	797.2	1,933.1	(1,135.9)
TERNAKAN LIVESTOCK	53.1	154.4	(101.3)	16.3	28.5	(12.1)
BINATANG HIDUP ¹ LIVE ANIMALS ¹	0.3	0.0	0.3	-	-	-
DAGING DAN SEDIAAN DAGING MEAT AND MEAT PREPARATIONS	37.8	149.8	(112.1)	-	26.9	(26.9)
HASIL TENUSU DAIRY PRODUCTS	15.0	1.0	14.0	16.3	0.2	16.1
TELUR UNGGAS POULTRY EGGS	0.0	3.6	(3.6)	0.0	1.4	(1.4)
PERIKANAN FISHERIES	1,229.3	1,316.8	(87.5)	151.9	212.8	(60.9)
IKAN, KRUSTASEA, MOLUSKA DAN SEDIAAN ² FISH, CRUSTACEANS, MOLLUSCS AND PREPARATIONS ²	1,229.3	1,316.8	(87.5)	151.9	212.8	(60.9)
TANAMAN FOOD CROPS	2,846.6	6,436.7	(3,590.1)	365.4	1,465.9	(1,100.6)
BIJIRIN DAN SEDIAAN BIJIRIN CEREALS AND CEREAL PREPARATIONS	242.6	263.1	(20.5)	23.1	56.3	(33.1)
SAYUR-SAYURAN VEGETABLES	6.4	3,499.7	(3,493.3)	2.2	696.2	(694.0)
BUAH-BUAHAN FRUITS	1,277.3	1,390.9	(113.6)	148.4	456.5	(308.1)
GULA, SEDIAAN GULA DAN MADU SUGARS, SUGAR PREPARATIONS AND HONEY	289.0	520.9	(231.9)	28.3	116.3	(87.9)
KOPI, KOKO, TEH, REMPAH DAN KELUARAN COFFEE, COCOA, TEA, SPICES AND MANUFACTURES	1,031.3	762.1	269.3	163.3	140.7	22.7
LAIN-LAIN OTHERS	2,117.0	1,187.1	929.9	263.6	225.9	37.7
BAHAN MAKANAN UNTUK TERNAKAN FEEDING STUFF FOR ANIMALS	512.8	378.2	134.5	35.3	102.5	(67.3)
KELUARAN DAN SEDIAAN MAKANAN LAIN MISCELLANEOUS EDIBLE PRODUCTS AND PREPARATIONS	1,604.3	808.9	795.4	228.3	123.3	105.0
JUMLAH KEPERLUAN PERTANIAN TOTAL OF AGRICULTURAL INPUTS	315.0	2,560.2	(2,245.1)	54.8	350.3	(295.5)
BAJA FERTILIZERS	8.2	1,511.8	(1,503.6)	0.4	145.5	(145.1)
UBAT-UBATAN VETERINAR VETERINARY MEDICAMENTS	0.0	5.6	(5.6)	-	1.2	(1.2)

**JADUAL 18 : PERDAGANGAN LUAR NEGERI BAGI AGROMAKANAN DAN HASIL
PERTANIAN TERPILIH MENGIKUT NEGARA - CHINA**
TABLE 18 : EXTERNAL TRADE FOR AGROFOOD AND SELECTED
AGRICULTURAL PRODUCTS BY COUNTRIES - CHINA

KATEGORI CATEGORY	RM JUTA/MILLION					
	2023			2024 (JAN-FEB/JAN-FEB)		
	EXPORT/ EXPORTS	IMPORT IMPORTS	IMBANGAN DAGANGAN/ BALANCE OF TRADE	EXPORT/ EXPORTS	IMPORT IMPORTS	IMBANGAN DAGANGAN/ BALANCE OF TRADE
UBAT PEMBUNUH KUMAN, UBAT SERANGGA DSB. DISINFECTANTS, INSECTICIDES, FUNGICIDES, WEED KILLERS AND ANTI-SPROUTING PRODUCTS, ETC.	299.5	433.7	(134.2)	53.4	67.1	(13.6)
JENTERA PERTANIAN (TERMASUK TRAKTOR) DAN ALAT GANTI AGRICULTURAL MACHINERY (INCLUDING TRACTORS) AND PARTS	7.3	609.0	(601.7)	0.9	136.5	(135.6)
JUMLAH KELUARAN PERTANIAN LAIN TOTAL OF OTHER AGRICULTURAL PRODUCTS	15,283.4	6,220.0	9,063.4	2,449.6	1,146.3	1,303.3
BINATANG HIDUP (BUKAN BINATANG TERNAKAN) LIVE ANIMALS (NON LIVESTOCK)	0.0	1.1	(1.1)	0.0	0.2	(0.2)
IKAN HIASAN ORNAMENTAL FISH	47.8	11.7	36.0	4.8	1.0	3.8
RUMPAI LAUT SEAWEED	0.0	39.6	(39.6)	-	5.6	(5.6)
LAIN-LAIN PRODUK IKAN OTHER FISH PRODUCTS	62.1	11.9	50.2	8.5	0.4	8.1
MINUMAN DAN TEMBAKAU BEVERAGES AND TOBACCO	158.5	132.1	26.4	28.1	15.4	12.7
MINYAK KELAPA SAWIT PALM OIL	3,013.0	0.1	3,012.9	246.6	-	246.6
MINYAK ISIRUNG KELAPA SAWIT PALM KERNEL OIL	690.7	40.7	650.0	9.3	-	9.3
BUNGA-BUNGAAN FLORICULTURE	1.8	16.5	(14.7)	1.0	4.4	(3.4)
BAHAN TANAMAN UNTUK PEMBIAKAN SEEDS AND BUDS FOR SOWING	0.3	32.4	(32.1)	-	7.8	(7.8)
LEMAK HAIWAN DAN SAYURAN/LAIN-LAIN BIJI-BIJI MINYAK ANIMAL AND VEGETABLE FATS/OTHER OIL SEEDS	2,689.9	1,034.6	1,655.3	375.3	166.3	209.0
GETAH ASLI DAN SUSU GETAH NATURAL RUBBER AND NATURAL GUMS IN PRIMARY FORMS	1,748.8	59.6	1,689.1	289.4	0.0	289.4
KULIT DAN BULU BINATANG HIDES AND SKIN	4.0	39.3	(35.3)	0.2	7.0	(6.8)
GENTIAN ASLI NATURAL FIBRES	1,015.4	132.7	882.7	181.7	20.1	161.6
HASIL PERHUTANAN FORESTRY PRODUCTS	5,851.2	4,667.7	1,183.5	1,304.8	918.3	386.5
JUMLAH TOTAL	21,844.5	17,875.2	3,969.3	3,301.6	3,429.7	(128.1)

Nota/Notes:

¹ Binatang Ternakan/Livestock

² Tidak Termasuk Ikan Hiasan/Excluding Ornamental Fish

**JADUAL 19 : PERDAGANGAN LUAR NEGERI BAGI AGROMAKANAN DAN HASIL
PERTANIAN TERPILIH MENGIKUT NEGARA - THAILAND**
TABLE 19 : EXTERNAL TRADE FOR AGROFOOD AND SELECTED
AGRICULTURAL PRODUCTS BY COUNTRIES - THAILAND

KATEGORI CATEGORY	2021			2022		
	EXPORT/ EXPORTS	IMPORT IMPORTS	IMBANGAN DAGANGAN/ BALANCE OF TRADE	EXPORT/ EXPORTS	IMPORT IMPORTS	IMBANGAN DAGANGAN/ BALANCE OF TRADE
JUMLAH AGROMAKANAN TOTAL OF AGROFOOD	2,268.9	5,123.5	(2,854.6)	2,477.8	7,003.5	(4,525.6)
TERNAKAN LIVESTOCK	238.5	744.0	(505.5)	228.2	1,401.4	(1,173.2)
BINATANG HIDUP ¹ LIVE ANIMALS ¹	2.3	17.4	(15.1)	2.3	20.7	(18.4)
DAGING DAN SEDIAAN DAGING MEAT AND MEAT PREPARATIONS	149.5	539.8	(390.3)	145.0	1,188.5	(1,043.5)
HASIL TENUSU DAIRY PRODUCTS	61.4	186.8	(125.4)	77.3	192.0	(114.6)
TELUR UNGGAS POULTRY EGGS	25.3	-	25.3	3.5	0.2	3.3
PERIKANAN FISHERIES	236.5	649.1	(412.5)	167.1	694.9	(527.8)
IKAN, KRUSTASEA, MOLUSKA DAN SEDIAAN ² FISH, CRUSTACEANS, MOLLUSCS AND PREPARATIONS ²	236.5	649.1	(412.5)	167.1	694.9	(527.8)
TANAMAN FOOD CROPS	1,219.5	1,855.9	(636.4)	1,431.9	2,738.0	(1,306.1)
BIJIRIN DAN SEDIAAN BIJIRIN CEREALS AND CEREAL PREPARATIONS	347.0	563.9	(216.9)	381.8	645.5	(263.7)
SAYUR-SAYURAN VEGETABLES	130.9	386.6	(255.7)	196.8	404.3	(207.5)
BUAH-BUAHAN FRUITS	41.4	455.9	(414.5)	47.1	509.3	(462.2)
GULA, SEDIAAN GULA DAN MADU SUGARS, SUGAR PREPARATIONS AND HONEY	33.8	403.7	(369.9)	31.0	1,120.2	(1,089.2)
KOPI, KOKO, TEH, REMPAH DAN KELUARAN COFFEE, COCOA, TEA, SPICES AND MANUFACTURES	666.4	45.8	620.6	775.2	58.7	716.5
LAIN-LAIN OTHERS	574.4	1,874.6	(1,300.2)	650.6	2,169.1	(1,518.5)
BAHAN MAKANAN UNTUK TERNAKAN FEEDING STUFF FOR ANIMALS	59.4	859.8	(800.4)	50.4	972.3	(921.9)
KELUARAN DAN SEDIAAN MAKANAN LAIN MISCELLANEOUS EDIBLE PRODUCTS AND PREPARATIONS	515.0	1,014.8	(499.9)	600.2	1,196.8	(596.6)
JUMLAH KEPERLUAN PERTANIAN TOTAL OF AGRICULTURAL INPUTS	1,082.6	381.7	700.9	1,537.9	463.3	1,074.6
BAJA FERTILIZERS	830.3	34.3	796.0	1,244.0	28.7	1,215.3
UBAT-UBATAN VETERINAR VETERINARY MEDICAMENTS	0.2	3.4	(3.2)	1.1	3.1	(2.0)

**JADUAL 19 : PERDAGANGAN LUAR NEGERI BAGI AGROMAKANAN DAN HASIL
PERTANIAN TERPILIH MENGIKUT NEGARA - THAILAND**
TABLE 19 : EXTERNAL TRADE FOR AGROFOOD AND SELECTED
AGRICULTURAL PRODUCTS BY COUNTRIES - THAILAND

KATEGORI CATEGORY	2021			2022		
	EXPORT/ EXPORTS	IMPORT IMPORTS	IMBANGAN DAGANGAN/ BALANCE OF TRADE	EXPORT/ EXPORTS	IMPORT IMPORTS	IMBANGAN DAGANGAN/ BALANCE OF TRADE
UBAT PEMBUNUH KUMAN, UBAT SERANGGA DSB. DISINFECTANTS, INSECTICIDES, FUNGICIDES, WEED KILLERS AND ANTI-SPROUTING PRODUCTS, ETC.	140.0	254.4	(114.4)	186.2	255.6	(69.4)
JENTERA PERTANIAN (TERMASUK TRAKTOR) DAN ALAT GANTI AGRICULTURAL MACHINERY (INCLUDING TRACTORS) AND PARTS	112.1	89.6	22.5	106.7	175.9	(69.2)
JUMLAH KELUARAN PERTANIAN LAIN TOTAL OF OTHER AGRICULTURAL PRODUCTS	1,475.7	7,224.3	(5,748.6)	1,745.3	7,189.8	(5,444.6)
BINATANG HIDUP (BUKAN BINATANG TERNAKAN) LIVE ANIMALS (NON LIVESTOCK)	0.2	0.1	0.1	-	0.4	(0.4)
IKAN HIASAN ORNAMENTAL FISH	1.0	16.5	(15.4)	1.1	35.7	(34.6)
RUMPAI LAUT SEAWEED	2.3	1.1	1.2	3.1	1.6	1.5
LAIN-LAIN PRODUK IKAN OTHER FISH PRODUCTS	0.6	9.5	(8.9)	2.8	17.0	(14.3)
MINUMAN DAN TEMBAKAU BEVERAGES AND TOBACCO	199.4	212.2	(12.8)	226.6	261.0	(34.3)
MINYAK KELAPA SAWIT PALM OIL	93.5	6.6	86.9	93.5	3.7	89.8
MINYAK ISIRUNG KELAPA SAWIT PALM KERNEL OIL	53.8	1,235.3	(1,181.4)	68.1	1,070.4	(1,002.3)
BUNGA-BUNGAAN FLORICULTURE	29.5	4.4	25.1	29.7	6.0	23.7
BAHAN TANAMAN UNTUK PEMBIAKAN SEEDS AND BUDS FOR SOWING	5.0	79.1	(74.1)	7.1	101.1	(94.0)
LEMAK HAIWAN DAN SAYURAN/LAIN-LAIN BIJI-BIJI MINYAK ANIMAL AND VEGETABLE FATS/OTHER OIL SEEDS	243.7	464.3	(220.5)	341.5	820.9	(479.4)
GETAH ASLI DAN SUSU GETAH NATURAL RUBBER AND NATURAL GUMS IN PRIMARY FORMS	11.9	3,946.4	(3,934.6)	11.3	3,733.2	(3,721.9)
KULIT DAN BULU BINATANG HIDES AND SKIN	47.4	25.7	21.8	61.5	24.7	36.8
GENTIAN ASLI NATURAL FIBRES	90.9	34.0	56.9	88.2	37.2	51.0
HASIL PERHUTANAN FORESTRY PRODUCTS	696.4	1,189.2	(492.8)	810.7	1,076.9	(266.2)
JUMLAH TOTAL	4,827.2	12,729.5	(7,902.3)	5,761.0	14,656.6	(8,895.6)

Nota/Notes :

¹ Binatang Ternakan/Livestock

² Tidak Termasuk Ikan Hiasan/Excluding Ornamental Fish

**JADUAL 19 : PERDAGANGAN LUAR NEGERI BAGI AGROMAKANAN DAN HASIL
PERTANIAN TERPILIH MENGIKUT NEGARA - THAILAND**
TABLE 19 : EXTERNAL TRADE FOR AGROFOOD AND SELECTED
AGRICULTURAL PRODUCTS BY COUNTRIES - THAILAND

KATEGORI CATEGORY	2023			2024 (JAN-FEB/JAN-FEB)		
	EXPORT/ EXPORTS	IMPORT IMPORTS	IMBANGAN DAGANGAN/ BALANCE OF TRADE	EXPORT/ EXPORTS	IMPORT IMPORTS	IMBANGAN DAGANGAN/ BALANCE OF TRADE
JUMLAH AGROMAKANAN TOTAL OF AGROFOOD	2,709.2	8,540.4	(5,831.2)	474.2	1,239.8	(765.6)
TERNAKAN LIVESTOCK	243.2	2,048.8	(1,805.5)	21.8	318.1	(296.2)
BINATANG HIDUP ¹ LIVE ANIMALS ¹	0.6	48.3	(47.7)	0.1	9.6	(9.6)
DAGING DAN SEDIAAN DAGING MEAT AND MEAT PREPARATIONS	214.1	1,776.7	(1,562.6)	16.7	276.2	(259.5)
HASIL TENUSU DAIRY PRODUCTS	27.3	223.7	(196.4)	5.0	32.2	(27.2)
TELUR UNGGAS POULTRY EGGS	1.3	0.0	1.3	0.1	0.0	0.1
PERIKANAN FISHERIES	184.4	756.8	(572.4)	37.0	151.7	(114.7)
IKAN, KRUSTASEA, MOLUSKA DAN SEDIAAN ² FISH, CRUSTACEANS, MOLLUSCS AND PREPARATIONS ²	184.4	756.8	(572.4)	37.0	151.7	(114.7)
TANAMAN FOOD CROPS	1,544.8	3,742.7	(2,197.9)	284.4	471.8	(187.4)
BIJIRIN DAN SEDIAAN BIJIRIN CEREALS AND CEREAL PREPARATIONS	432.7	1,247.5	(814.7)	69.6	201.2	(131.7)
SAYUR-SAYURAN VEGETABLES	273.4	411.4	(138.0)	38.8	117.6	(78.8)
BUAH-BUAHAN FRUITS	39.2	448.3	(409.1)	6.3	60.6	(54.3)
GULA, SEDIAAN GULA DAN MADU SUGARS, SUGAR PREPARATIONS AND HONEY	68.9	1,567.9	(1,499.0)	8.9	80.1	(71.2)
KOPI, KOKO, TEH, REMPAH DAN KELUARAN COFFEE, COCOA, TEA, SPICES AND MANUFACTURES	730.6	67.7	662.9	160.8	12.2	148.5
LAIN-LAIN OTHERS	736.8	1,992.1	(1,255.3)	131.0	298.2	(167.2)
BAHAN MAKANAN UNTUK TERNAKAN FEEDING STUFF FOR ANIMALS	91.5	814.7	(723.2)	13.5	119.6	(106.1)
KELUARAN DAN SEDIAAN MAKANAN LAIN MISCELLANEOUS EDIBLE PRODUCTS AND PREPARATIONS	645.3	1,177.4	(532.1)	117.5	178.6	(61.1)
JUMLAH KEPERLUAN PERTANIAN TOTAL OF AGRICULTURAL INPUTS	1,232.9	999.2	233.8	129.8	231.3	(101.5)
BAJA FERTILIZERS	971.0	24.2	946.8	93.6	1.4	92.1
UBAT-UBATAN VETERINAR VETERINARY MEDICAMENTS	0.0	3.8	(3.7)	0.0	-	0.0

**JADUAL 19 : PERDAGANGAN LUAR NEGERI BAGI AGROMAKANAN DAN HASIL
PERTANIAN TERPILIH MENGIKUT NEGARA - THAILAND**
TABLE 19 : EXTERNAL TRADE FOR AGROFOOD AND SELECTED
AGRICULTURAL PRODUCTS BY COUNTRIES - THAILAND

KATEGORI CATEGORY	2023			2024 (JAN-FEB/JAN-FEB)		
	EXPORT/ EXPORTS	IMPORT IMPORTS	IMBANGAN DAGANGAN/ BALANCE OF TRADE	EXPORT/ EXPORTS	IMPORT IMPORTS	IMBANGAN DAGANGAN/ BALANCE OF TRADE
UBAT PEMBUNUH KUMAN, UBAT SERANGGA DSB. DISINFECTANTS, INSECTICIDES, FUNGICIDES, WEED KILLERS AND ANTI-SPROUTING PRODUCTS, ETC.	152.0	221.5	(69.5)	21.9	46.1	(24.2)
JENTERA PERTANIAN (TERMASUK TRAKTOR) DAN ALAT GANTI AGRICULTURAL MACHINERY (INCLUDING TRACTORS) AND PARTS	110.0	749.7	(639.8)	14.3	183.7	(169.4)
JUMLAH KELUARAN PERTANIAN LAIN TOTAL OF OTHER AGRICULTURAL PRODUCTS	1,714.7	4,930.8	(3,216.1)	249.4	980.8	(731.4)
BINATANG HIDUP (BUKAN BINATANG TERNAKAN) LIVE ANIMALS (NON LIVESTOCK)	0.0	0.3	(0.3)	0.0	0.1	(0.0)
IKAN HIASAN ORNAMENTAL FISH	1.0	42.3	(41.3)	0.2	4.3	(4.2)
RUMPAI LAUT SEAWEED	3.7	3.3	0.4	0.5	1.1	(0.6)
LAIN-LAIN PRODUK IKAN OTHER FISH PRODUCTS	3.3	13.0	(9.7)	0.4	1.2	(0.8)
MINUMAN DAN TEMBAKAU BEVERAGES AND TOBACCO	260.6	312.2	(51.6)	37.9	56.2	(18.3)
MINYAK KELAPA SAWIT PALM OIL	201.6	-	201.6	8.3	-	8.3
MINYAK ISIRUNG KELAPA SAWIT PALM KERNEL OIL	84.4	368.8	(284.4)	5.7	18.5	(12.8)
BUNGA-BUNGAAN FLORICULTURE	26.6	9.8	16.8	4.4	3.2	1.2
BAHAN TANAMAN UNTUK PEMBIAKAN SEEDS AND BUDS FOR SOWING	5.8	20.1	(14.3)	0.5	3.4	(2.9)
LEMAK HAIWAN DAN SAYURAN/LAIN-LAIN BIJI-BIJI MINYAK ANIMAL AND VEGETABLE FATS/OTHER OIL SEEDS	229.6	591.0	(361.4)	38.6	108.9	(70.3)
GETAH ASLI DAN SUSU GETAH NATURAL RUBBER AND NATURAL GUMS IN PRIMARY FORMS	30.9	2,485.0	(2,454.1)	3.5	583.6	(580.1)
KULIT DAN BULU BINATANG HIDES AND SKIN	60.6	32.0	28.5	6.5	4.9	1.6
GENTIAN ASLI NATURAL FIBRES	80.5	23.7	56.8	15.0	2.6	12.4
HASIL PERHUTANAN FORESTRY PRODUCTS	726.1	1,029.3	(303.1)	127.8	192.9	(65.0)
JUMLAH TOTAL	5,656.9	14,470.4	(8,813.5)	853.3	2,451.9	(1,598.6)

Nota/Notes:

¹ Binatang Ternakan/Livestock

² Tidak Termasuk Ikan Hiasan/Excluding Ornamental Fish

**JADUAL 20 : PERDAGANGAN LUAR NEGERI BAGI AGROMAKANAN DAN HASIL
PERTANIAN TERPILIH MENGIKUT NEGARA - SINGAPORE**
TABLE 20 : EXTERNAL TRADE FOR AGROFOOD AND SELECTED
AGRICULTURAL PRODUCTS BY COUNTRIES - SINGAPORE

KATEGORI CATEGORY	2021			2022		
	EXPORT/ EXPORTS	IMPORT IMPORTS	IMBANGAN DAGANGAN/ BALANCE OF TRADE	EXPORT/ EXPORTS	IMPORT IMPORTS	IMBANGAN DAGANGAN/ BALANCE OF TRADE
JUMLAH AGROMAKANAN TOTAL OF AGROFOOD	7,716.3	2,410.7	5,305.5	8,514.7	2,922.6	5,592.0
TERNAKAN LIVESTOCK	1,719.1	107.9	1,611.3	1,910.3	101.4	1,808.9
BINATANG HIDUP ¹ LIVE ANIMALS ¹	914.5	0.0	914.4	853.1	-	853.1
DAGING DAN SEDIAAN DAGING MEAT AND MEAT PREPARATIONS	164.3	28.6	135.7	227.1	24.1	203.1
HASIL TENUSU DAIRY PRODUCTS	206.9	79.2	127.6	208.7	77.3	131.3
TELUR UNGGAS POULTRY EGGS	433.5	-	433.5	621.4	-	621.4
PERIKANAN FISHERIES	697.3	59.7	637.6	731.8	94.4	637.4
IKAN, KRUSTASEA, MOLUSKA DAN SEDIAAN ² FISH, CRUSTACEANS, MOLLUSCS AND PREPARATIONS ²	697.3	59.7	637.6	731.8	94.4	637.4
TANAMAN FOOD CROPS	3,955.6	504.5	3,451.0	4,263.8	600.5	3,663.2
BIJIRIN DAN SEDIAAN BIJIRIN CEREALS AND CEREAL PREPARATIONS	747.5	165.7	581.9	884.3	208.4	676.0
SAYUR-SAYURAN VEGETABLES	764.5	9.3	755.2	813.8	15.3	798.4
BUAH-BUAHAN FRUITS	521.4	28.5	493.0	556.1	32.2	523.9
GULA, SEDIAAN GULA DAN MADU SUGARS, SUGAR PREPARATIONS AND HONEY	142.6	20.4	122.2	198.6	22.9	175.6
KOPI, KOKO, TEH, REMPAH DAN KELUARAN COFFEE, COCOA, TEA, SPICES AND MANUFACTURES	1,779.5	280.7	1,498.8	1,811.0	321.7	1,489.3
LAIN-LAIN OTHERS	1,344.2	1,738.6	(394.4)	1,608.8	2,126.3	(517.6)
BAHAN MAKANAN UNTUK TERNAKAN FEEDING STUFF FOR ANIMALS	362.2	130.0	232.2	466.6	119.7	346.9
KELUARAN DAN SEDIAAN MAKANAN LAIN MISCELLANEOUS EDIBLE PRODUCTS AND PREPARATIONS	982.0	1,608.6	(626.5)	1,142.1	2,006.6	(864.5)
JUMLAH KEPERLUAN PERTANIAN TOTAL OF AGRICULTURAL INPUTS	99.4	80.5	18.9	219.7	139.6	80.1
BAJA FERTILIZERS	15.5	36.8	(21.3)	125.1	56.5	68.6
UBAT-UBATAN VETERINAR VETERINARY MEDICAMENTS	3.5	0.3	3.3	5.8	8.9	(3.1)

**JADUAL 20 : PERDAGANGAN LUAR NEGERI BAGI AGROMAKANAN DAN HASIL
PERTANIAN TERPILIH MENGIKUT NEGARA - SINGAPORE**
TABLE 20 : EXTERNAL TRADE FOR AGROFOOD AND SELECTED
AGRICULTURAL PRODUCTS BY COUNTRIES - SINGAPORE

KATEGORI CATEGORY	2021			2022		
	EXPORT/ EXPORTS	IMPORT IMPORTS	IMBANGAN DAGANGAN/ BALANCE OF TRADE	EXPORT/ EXPORTS	IMPORT IMPORTS	IMBANGAN DAGANGAN/ BALANCE OF TRADE
UBAT PEMBUNUH KUMAN, UBAT SERANGGA DSB. DISINFECTANTS, INSECTICIDES, FUNGICIDES, WEED KILLERS AND ANTI-SPROUTING PRODUCTS, ETC.	52.3	30.2	22.1	70.5	60.0	10.5
JENTERA PERTANIAN (TERMASUK TRAKTOR) DAN ALAT GANTI AGRICULTURAL MACHINERY (INCLUDING TRACTORS) AND PARTS	28.1	13.3	14.8	18.4	14.2	4.2
JUMLAH KELUARAN PERTANIAN LAIN TOTAL OF OTHER AGRICULTURAL PRODUCTS	5,503.4	1,148.5	4,354.9	6,748.7	1,318.3	5,430.4
BINATANG HIDUP (BUKAN BINATANG TERNAKAN) LIVE ANIMALS (NON LIVESTOCK)	2.8	0.0	2.8	2.6	-	2.6
IKAN HIASAN ORNAMENTAL FISH	12.6	4.3	8.2	13.3	2.7	10.6
RUMPAI LAUT SEAWEED	0.1	5.5	(5.4)	0.2	6.4	(6.2)
LAIN-LAIN PRODUK IKAN OTHER FISH PRODUCTS	0.6	0.1	0.5	50.7	0.0	50.7
MINUMAN DAN TEMBAKAU BEVERAGES AND TOBACCO	1,277.3	229.2	1,048.1	1,393.0	385.5	1,007.5
MINYAK KELAPA SAWIT PALM OIL	961.7	62.6	899.1	1,224.9	57.5	1,167.4
MINYAK ISIRUNG KELAPA SAWIT PALM KERNEL OIL	611.2	124.5	486.7	301.8	48.8	253.0
BUNGA-BUNGAAN FLORICULTURE	59.5	0.0	59.5	61.0	0.1	60.9
BAHAN TANAMAN UNTUK PEMBIAKAN SEEDS AND BUDS FOR SOWING	59.1	0.0	59.1	72.8	0.0	72.8
LEMAK HAIWAN DAN SAYURAN/LAIN-LAIN BIJI-BIJI MINYAK ANIMAL AND VEGETABLE FATS/OTHER OIL SEEDS	690.2	145.0	545.1	1,490.4	267.0	1,223.4
GETAH ASLI DAN SUSU GETAH NATURAL RUBBER AND NATURAL GUMS IN PRIMARY FORMS	0.5	1.3	(0.8)	0.4	0.1	0.3
KULIT DAN BULU BINATANG HIDES AND SKIN	7.1	0.3	6.8	9.7	0.8	8.9
GENTIAN ASLI NATURAL FIBRES	12.1	0.1	12.0	11.2	0.1	11.1
HASIL PERHUTANAN FORESTRY PRODUCTS	1,808.6	575.5	1,233.1	2,116.7	549.2	1,567.5
JUMLAH TOTAL	13,319.0	3,639.7	9,679.4	15,483.0	4,380.6	11,102.5

Nota/Notes :

¹ Binatang Ternakan/Livestock

² Tidak Termasuk Ikan Hiasan/Excluding Ornamental Fish

**JADUAL 20 : PERDAGANGAN LUAR NEGERI BAGI AGROMAKANAN DAN HASIL
PERTANIAN TERPILIH MENGIKUT NEGARA - SINGAPORE**
TABLE 20 : EXTERNAL TRADE FOR AGROFOOD AND SELECTED
AGRICULTURAL PRODUCTS BY COUNTRIES - SINGAPORE

KATEGORI CATEGORY	2023			2024 (JAN-FEB/JAN-FEB)		
	EXPORT/ EXPORTS	IMPORT IMPORTS	IMBANGAN DAGANGAN/ BALANCE OF TRADE	EXPORT/ EXPORTS	IMPORT IMPORTS	IMBANGAN DAGANGAN/ BALANCE OF TRADE
JUMLAH AGROMAKANAN TOTAL OF AGROFOOD	9,191.9	3,075.0	6,116.9	1,687.9	526.5	1,161.3
TERNAKAN LIVESTOCK	2,209.5	86.5	2,123.0	362.9	12.4	350.5
BINATANG HIDUP ¹ LIVE ANIMALS ¹	1,057.5	-	1,057.5	185.9	-	185.9
DAGING DAN SEDIAAN DAGING MEAT AND MEAT PREPARATIONS	202.5	26.7	175.8	33.9	1.0	32.9
HASIL TENUSU DAIRY PRODUCTS	295.3	59.8	235.6	44.2	11.4	32.7
TELUR UNGGAS POULTRY EGGS	654.2	0.0	654.2	98.9		0.0
PERIKANAN FISHERIES	742.5	112.4	630.1	135.5	17.3	118.2
IKAN, KRUSTASEA, MOLUSKA DAN SEDIAAN ² FISH, CRUSTACEANS, MOLLUSCS AND PREPARATIONS ²	742.5	112.4	630.1	135.5	17.3	118.2
TANAMAN FOOD CROPS	4,698.4	853.3	3,845.1	939.1	158.3	780.8
BIJIRIN DAN SEDIAAN BIJIRIN CEREALS AND CEREAL PREPARATIONS	995.6	233.2	762.4	185.9	43.7	142.2
SAYUR-SAYURAN VEGETABLES	913.7	17.3	896.4	165.2	2.2	163.0
BUAH-BUAHAN FRUITS	597.8	45.5	552.2	100.1	6.5	93.6
GULA, SEDIAAN GULA DAN MADU SUGARS, SUGAR PREPARATIONS AND HONEY	238.2	32.9	205.3	37.5	4.8	32.6
KOPI, KOKO, TEH, REMPAH DAN KELUARAN COFFEE, COCOA, TEA, SPICES AND MANUFACTURES	1,953.2	524.4	1,428.8	450.3	101.1	349.2
LAIN-LAIN OTHERS	1,541.5	2,022.8	(481.3)	250.4	338.4	(88.1)
BAHAN MAKANAN UNTUK TERNAKAN FEEDING STUFF FOR ANIMALS	351.4	136.8	214.6	47.5	21.7	25.8
KELUARAN DAN SEDIAAN MAKANAN LAIN MISCELLANEOUS EDIBLE PRODUCTS AND PREPARATIONS	1,190.1	1,886.0	(695.9)	202.8	316.7	(113.9)
JUMLAH KEPERLUAN PERTANIAN TOTAL OF AGRICULTURAL INPUTS	90.9	199.1	(108.3)	13.5	26.3	(12.8)
BAJA FERTILIZERS	16.4	59.5	(43.1)	2.0	6.1	(4.1)
UBAT-UBATAN VETERINAR VETERINARY MEDICAMENTS	6.0	39.8	(33.8)	0.8	3.8	(3.0)

**JADUAL 20 : PERDAGANGAN LUAR NEGERI BAGI AGROMAKANAN DAN HASIL
PERTANIAN TERPILIH MENGIKUT NEGARA - SINGAPORE**
TABLE 20 : EXTERNAL TRADE FOR AGROFOOD AND SELECTED
AGRICULTURAL PRODUCTS BY COUNTRIES - SINGAPORE

KATEGORI CATEGORY	2023			2024 (JAN-FEB/JAN-FEB)		
	EXPORT/ EXPORTS	IMPORT IMPORTS	IMBANGAN DAGANGAN/ BALANCE OF TRADE	EXPORT/ EXPORTS	IMPORT IMPORTS	IMBANGAN DAGANGAN/ BALANCE OF TRADE
UBAT PEMBUNUH KUMAN, UBAT SERANGGA DSB. DISINFECTANTS, INSECTICIDES, FUNGICIDES, WEED KILLERS AND ANTI-SPROUTING PRODUCTS, ETC.	45.4	66.5	(21.1)	9.2	11.8	(2.6)
JENTERA PERTANIAN (TERMASUK TRAKTOR) DAN ALAT GANTI AGRICULTURAL MACHINERY (INCLUDING TRACTORS) AND PARTS	23.1	33.3	(10.2)	1.5	4.6	(3.1)
JUMLAH KELUARAN PERTANIAN LAIN TOTAL OF OTHER AGRICULTURAL PRODUCTS	7,695.2	1,228.0	6,467.2	1,500.4	230.2	1,270.3
BINATANG HIDUP (BUKAN BINATANG TERNAKAN) LIVE ANIMALS (NON LIVESTOCK)	3.7	0.0	3.7	0.7	0.0	0.6
IKAN HIASAN ORNAMENTAL FISH	13.4	2.5	10.9	2.3	0.3	2.0
RUMPAI LAUT SEAWEED	0.3	8.4	(8.1)	0.0	1.8	(1.7)
LAIN-LAIN PRODUK IKAN OTHER FISH PRODUCTS	115.3	1.6	113.8	19.8	0.2	19.6
MINUMAN DAN TEMBAKAU BEVERAGES AND TOBACCO	1,520.7	391.5	1,129.2	250.3	73.3	177.0
MINYAK KELAPA SAWIT PALM OIL	786.7	50.3	736.4	119.4	8.3	111.1
MINYAK ISIRUNG KELAPA SAWIT PALM KERNEL OIL	237.8	6.4	231.5	182.0	-	182.0
BUNGA-BUNGAAN FLORICULTURE	80.7	0.0	80.7	13.5	0.0	13.5
BAHAN TANAMAN UNTUK PEMBIAKAN SEEDS AND BUDS FOR SOWING	108.4	0.2	108.3	20.2	0.0	20.1
LEMAK HAIWAN DAN SAYURAN/LAIN-LAIN BIJI-BIJI MINYAK ANIMAL AND VEGETABLE FATS/OTHER OIL SEEDS	2,714.2	241.2	2,473.0	549.9	61.2	488.7
GETAH ASLI DAN SUSU GETAH NATURAL RUBBER AND NATURAL GUMS IN PRIMARY FORMS	0.6	1.7	(1.1)	0.1	0.1	(0.0)
KULIT DAN BULU BINATANG HIDES AND SKIN	7.7	2.2	5.5	0.1	0.4	(0.3)
GENTIAN ASLI NATURAL FIBRES	9.0	0.9	8.1	2.7	0.0	2.7
HASIL PERHUTANAN FORESTRY PRODUCTS	2,096.6	521.2	1,575.3	339.5	84.7	254.8
JUMLAH TOTAL	16,978.0	4,502.2	12,475.8	3,201.8	783.0	2,418.8

Nota/Notes:

¹ Binatang Ternakan/Livestock

² Tidak Termasuk Ikan Hiasan/Excluding Ornamental Fish

**JADUAL 21 : PERDAGANGAN LUAR NEGERI BAGI AGROMAKANAN DAN HASIL
PERTANIAN TERPILIH MENGIKUT NEGARA - INDONESIA**
TABLE 21 : EXTERNAL TRADE FOR AGROFOOD AND SELECTED
AGRICULTURAL PRODUCTS BY COUNTRIES - INDONESIA

KATEGORI CATEGORY	2021			2022		
	EXPORT/ EXPORTS	IMPORT IMPORTS	IMBANGAN DAGANGAN/ BALANCE OF TRADE	EXPORT/ EXPORTS	IMPORT IMPORTS	IMBANGAN DAGANGAN/ BALANCE OF TRADE
JUMLAH AGROMAKANAN TOTAL OF AGROFOOD	1,993.2	3,721.3	(1,728.1)	2,597.9	4,345.3	(1,747.4)
TERNAKAN LIVESTOCK	99.0	68.4	30.6	96.6	77.0	19.6
BINATANG HIDUP ¹ LIVE ANIMALS ¹	-	5.9	(5.9)	-	1.2	(1.2)
DAGING DAN SEDIAAN DAGING MEAT AND MEAT PREPARATIONS	8.5	2.4	6.1	7.0	1.4	5.6
HASIL TENUSU DAIRY PRODUCTS	85.0	60.1	24.8	87.2	74.2	13.1
TELUR UNGGAS POULTRY EGGS	5.5	-	5.5	2.4	0.3	2.1
PERIKANAN FISHERIES	91.0	676.9	(585.9)	115.8	766.8	(651.0)
IKAN, KRUSTASEA, MOLUSKA DAN SEDIAAN ² FISH, CRUSTACEANS, MOLLUSCS AND PREPARATIONS ²	91.0	676.9	(585.9)	115.8	766.8	(651.0)
TANAMAN FOOD CROPS	1,038.7	1,859.4	(820.7)	1,414.3	2,171.4	(757.1)
BIJIRIN DAN SEDIAAN BIJIRIN CEREALS AND CEREAL PREPARATIONS	438.0	286.8	151.2	585.1	397.3	187.8
SAYUR-SAYURAN VEGETABLES	23.5	70.7	(47.3)	68.6	63.0	5.6
BUAH-BUAHAN FRUITS	45.9	369.9	(324.0)	50.4	392.5	(342.1)
GULA, SEDIAAN GULA DAN MADU SUGARS, SUGAR PREPARATIONS AND HONEY	85.8	63.3	22.5	129.2	118.9	10.3
KOPI, KOKO, TEH, REMPAH DAN KELUARAN COFFEE, COCOA, TEA, SPICES AND MANUFACTURES	445.5	1,068.8	(623.2)	581.1	1,199.7	(618.7)
LAIN-LAIN OTHERS	764.5	1,116.6	(352.2)	971.2	1,330.1	(358.9)
BAHAN MAKANAN UNTUK TERNAKAN FEEDING STUFF FOR ANIMALS	46.3	24.6	21.6	41.4	36.6	4.8
KELUARAN DAN SEDIAAN MAKANAN LAIN MISCELLANEOUS EDIBLE PRODUCTS AND PREPARATIONS	718.2	1,092.0	(373.8)	929.8	1,293.5	(363.7)
JUMLAH KEPERLUAN PERTANIAN TOTAL OF AGRICULTURAL INPUTS	491.5	358.5	133.0	460.0	391.2	68.9
BAJA FERTILIZERS	144.2	184.2	(40.0)	199.1	206.6	(7.5)
UBAT-UBATAN VETERINAR VETERINARY MEDICAMENTS	0.2	2.6	(2.4)	0.5	7.1	(6.6)

**JADUAL 21 : PERDAGANGAN LUAR NEGERI BAGI AGROMAKANAN DAN HASIL
PERTANIAN TERPILIH MENGIKUT NEGARA - INDONESIA**
TABLE 21 : EXTERNAL TRADE FOR AGROFOOD AND SELECTED
AGRICULTURAL PRODUCTS BY COUNTRIES - INDONESIA

KATEGORI CATEGORY	2021			2022		
	EXPORT/ EXPORTS	IMPORT IMPORTS	IMBANGAN DAGANGAN/ BALANCE OF TRADE	EXPORT/ EXPORTS	IMPORT IMPORTS	IMBANGAN DAGANGAN/ BALANCE OF TRADE
UBAT PEMBUNUH KUMAN, UBAT SERANGGA DSB. DISINFECTANTS, INSECTICIDES, FUNGICIDES, WEED KILLERS AND ANTI-SPROUTING PRODUCTS, ETC.	204.2	146.0	58.2	132.5	169.1	(36.6)
JENTERA PERTANIAN (TERMASUK TRAKTOR) DAN ALAT GANTI AGRICULTURAL MACHINERY (INCLUDING TRACTORS) AND PARTS	142.9	25.7	117.2	128.0	8.4	119.6
JUMLAH KELUARAN PERTANIAN LAIN TOTAL OF OTHER AGRICULTURAL PRODUCTS	1,049.5	11,682.8	(10,633.2)	1,454.8	13,711.1	(12,256.2)
BINATANG HIDUP (BUKAN BINATANG TERNAKAN) LIVE ANIMALS (NON LIVESTOCK)	0.3	0.3	(0.0)	0.1	0.2	(0.2)
IKAN HIASAN ORNAMENTAL FISH	0.1	3.4	(3.3)	0.1	3.7	(3.6)
RUMPAI LAUT SEAWEED	0.1	7.5	(7.4)	0.2	10.9	(10.7)
LAIN-LAIN PRODUK IKAN OTHER FISH PRODUCTS	0.0	7.2	(7.1)	0.0	3.7	(3.7)
MINUMAN DAN TEMBAKAU BEVERAGES AND TOBACCO	247.9	354.9	(107.0)	353.1	386.7	(33.6)
MINYAK KELAPA SAWIT PALM OIL	2.3	4,496.1	(4,493.8)	2.1	5,898.0	(5,895.9)
MINYAK ISIRUNG KELAPA SAWIT PALM KERNEL OIL	27.2	1,146.4	(1,119.2)	24.4	902.8	(878.4)
BUNGA-BUNGAAN FLORICULTURE	0.0	4.6	(4.6)	0.0	4.8	(4.8)
BAHAN TANAMAN UNTUK PEMBIAKAN SEEDS AND BUDS FOR SOWING	1.3	34.4	(33.1)	1.9	17.8	(15.9)
LEMAK HAIWAN DAN SAYURAN/LAIN-LAIN BIJI-BIJI MINYAK ANIMAL AND VEGETABLE FATS/OTHER OIL SEEDS	386.1	2,582.0	(2,195.9)	489.5	3,331.7	(2,842.2)
GETAH ASLI DAN SUSU GETAH NATURAL RUBBER AND NATURAL GUMS IN PRIMARY FORMS	0.5	37.6	(37.2)	0.4	8.1	(7.7)
KULIT DAN BULU BINATANG HIDES AND SKIN	8.4	16.2	(7.8)	10.4	16.2	(5.8)
GENTIAN ASLI NATURAL FIBRES	21.5	51.8	(30.3)	24.4	61.6	(37.3)
HASIL PERHUTANAN FORESTRY PRODUCTS	353.9	2,940.4	(2,586.4)	548.3	3,064.7	(2,516.4)
JUMLAH TOTAL	3,534.3	15,762.6	(12,228.3)	4,512.7	18,447.5	(13,934.8)

Nota/Notes :

¹ Binatang Ternakan/Livestock

² Tidak Termasuk Ikan Hiasan/Excluding Ornamental Fish

**JADUAL 21 : PERDAGANGAN LUAR NEGERI BAGI AGROMAKANAN DAN HASIL
PERTANIAN TERPILIH MENGIKUT NEGARA - INDONESIA**
TABLE 21 : EXTERNAL TRADE FOR AGROFOOD AND SELECTED
AGRICULTURAL PRODUCTS BY COUNTRIES - INDONESIA

KATEGORI CATEGORY	2023			2024 (JAN-FEB/JAN-FEB)		
	EXPORT/ EXPORTS	IMPORT IMPORTS	IMBANGAN DAGANGAN/ BALANCE OF TRADE	EXPORT/ EXPORTS	IMPORT IMPORTS	IMBANGAN DAGANGAN/ BALANCE OF TRADE
JUMLAH AGROMAKANAN TOTAL OF AGROFOOD	2,720.7	4,486.3	(1,765.6)	549.9	857.3	(307.4)
TERNAKAN LIVESTOCK	115.2	15.9	99.3	22.6	1.3	21.3
BINATANG HIDUP ¹ LIVE ANIMALS ¹	0.0	-	0.0	-	-	-
DAGING DAN SEDIAAN DAGING MEAT AND MEAT PREPARATIONS	11.2	1.5	9.8	1.5	0.2	1.3
HASIL TENUSU DAIRY PRODUCTS	103.5	14.4	89.0	21.1	1.1	20.0
TELUR UNGGAS POULTRY EGGS	0.5	-	0.5	0.0	-	0.0
PERIKANAN FISHERIES	95.5	794.8	(699.3)	12.7	129.0	(116.3)
IKAN, KRUSTASEA, MOLUSKA DAN SEDIAAN ² FISH, CRUSTACEANS, MOLLUSCS AND PREPARATIONS ²	95.5	794.8	(699.3)	12.7	129.0	(116.3)
TANAMAN FOOD CROPS	1,624.2	2,135.8	(511.6)	344.1	438.4	(94.3)
BIJIRIN DAN SEDIAAN BIJIRIN CEREALS AND CEREAL PREPARATIONS	608.9	418.5	190.4	118.7	74.2	44.5
SAYUR-SAYURAN VEGETABLES	126.3	69.9	56.4	6.7	10.0	(3.3)
BUAH-BUAHAN FRUITS	115.4	355.1	(239.7)	17.2	61.5	(44.3)
GULA, SEDIAAN GULA DAN MADU SUGARS, SUGAR PREPARATIONS AND HONEY	146.2	137.8	8.4	41.1	21.8	19.3
KOPI, KOKO, TEH, REMPAH DAN KELUARAN COFFEE, COCOA, TEA, SPICES AND MANUFACTURES	627.3	1,154.4	(527.1)	160.4	270.9	(110.5)
LAIN-LAIN OTHERS	885.8	1,539.8	(654.0)	170.4	288.6	(118.2)
BAHAN MAKANAN UNTUK TERNAKAN FEEDING STUFF FOR ANIMALS	14.1	136.8	(122.7)	3.0	27.5	(24.5)
KELUARAN DAN SEDIAAN MAKANAN LAIN MISCELLANEOUS EDIBLE PRODUCTS AND PREPARATIONS	871.6	1,403.0	(531.3)	167.5	261.2	(93.7)
JUMLAH KEPERLUAN PERTANIAN TOTAL OF AGRICULTURAL INPUTS	408.7	199.6	209.1	74.0	34.6	39.5
BAJA FERTILIZERS	197.4	56.9	140.6	41.4	12.5	28.9
UBAT-UBATAN VETERINAR VETERINARY MEDICAMENTS	0.2	9.8	(9.5)	0.0	1.2	(1.2)

**JADUAL 21 : PERDAGANGAN LUAR NEGERI BAGI AGROMAKANAN DAN HASIL
PERTANIAN TERPILIH MENGIKUT NEGARA - INDONESIA**
TABLE 21 : EXTERNAL TRADE FOR AGROFOOD AND SELECTED
AGRICULTURAL PRODUCTS BY COUNTRIES - INDONESIA

KATEGORI CATEGORY	RM JUTA/MILLION					
	2023			2024 (JAN-FEB/JAN-FEB)		
	EXPORT/ EXPORTS	IMPORT IMPORTS	IMBANGAN DAGANGAN/ BALANCE OF TRADE	EXPORT/ EXPORTS	IMPORT IMPORTS	IMBANGAN DAGANGAN/ BALANCE OF TRADE
UBAT PEMBUNUH KUMAN, UBAT SERANGGA DSB. DISINFECTANTS, INSECTICIDES, FUNGICIDES, WEED KILLERS AND ANTI-SPROUTING PRODUCTS, ETC.	101.8	126.7	(24.9)	17.8	19.8	(2.0)
JENTERA PERTANIAN (TERMASUK TRAKTOR) DAN ALAT GANTI AGRICULTURAL MACHINERY (INCLUDING TRACTORS) AND PARTS	109.3	6.3	103.0	14.8	1.0	13.8
JUMLAH KELUARAN PERTANIAN LAIN TOTAL OF OTHER AGRICULTURAL PRODUCTS	1,346.9	9,677.9	(8,331.0)	237.5	1,028.4	(790.9)
BINATANG HIDUP (BUKAN BINATANG TERNAKAN) LIVE ANIMALS (NON LIVESTOCK)	0.0	0.0	(0.0)	0.0	0.0	(0.0)
IKAN HIASAN ORNAMENTAL FISH	0.0	4.4	(4.4)	0.0	0.8	(0.8)
RUMPAI LAUT SEAWEED	0.2	16.2	(16.0)	0.0	2.0	(2.0)
LAIN-LAIN PRODUK IKAN OTHER FISH PRODUCTS	-	2.7	(2.7)	-	0.0	(0.0)
MINUMAN DAN TEMBAKAU BEVERAGES AND TOBACCO	271.6	406.5	(134.9)	47.7	68.8	(21.1)
MINYAK KELAPA SAWIT PALM OIL	2.6	3,568.3	(3,565.7)	0.6	74.3	(73.7)
MINYAK ISIRUNG KELAPA SAWIT PALM KERNEL OIL	26.4	508.6	(482.2)	3.6	85.9	(82.3)
BUNGA-BUNGAAN FLORICULTURE	0.3	4.5	(4.2)	0.1	0.8	(0.6)
BAHAN TANAMAN UNTUK PEMBIAKAN SEEDS AND BUDS FOR SOWING	3.1	24.7	(21.6)	0.1	8.7	(8.6)
LEMAK HAIWAN DAN SAYURAN/LAIN-LAIN BIJI-BIJI MINYAK ANIMAL AND VEGETABLE FATS/OTHER OIL SEEDS	452.0	2,342.1	(1,890.1)	77.1	367.1	(290.0)
GETAH ASLI DAN SUSU GETAH NATURAL RUBBER AND NATURAL GUMS IN PRIMARY FORMS	1.4	0.1	1.4	0.0	0.1	(0.0)
KULIT DAN BULU BINATANG HIDES AND SKIN	16.0	11.6	4.4	0.3	1.3	(1.1)
GENTIAN ASLI NATURAL FIBRES	31.2	27.0	4.2	6.7	4.6	2.1
HASIL PERHUTANAN FORESTRY PRODUCTS	542.1	2,761.2	(2,219.1)	101.3	414.0	(312.7)
JUMLAH TOTAL	4,476.3	14,363.7	(9,887.4)	861.4	1,920.3	(1,058.9)

Nota/Notes:

¹ Binatang Ternakan/Livestock

² Tidak Termasuk Ikan Hiasan/Excluding Ornamental Fish

**JADUAL 22 : PERDAGANGAN LUAR NEGERI BAGI AGROMAKANAN DAN HASIL
PERTANIAN TERPILIH MENGIKUT NEGARA - BRUNEI DARUSSALAM**
TABLE 22 : EXTERNAL TRADE FOR AGROFOOD AND SELECTED
AGRICULTURAL PRODUCTS BY COUNTRIES - BRUNEI DARUSSALAM

KATEGORI CATEGORY	2021			2022		
	EXPORT/ EXPORTS	IMPORT IMPORTS	IMBANGAN DAGANGAN/ BALANCE OF TRADE	EXPORT/ EXPORTS	IMPORT IMPORTS	IMBANGAN DAGANGAN/ BALANCE OF TRADE
JUMLAH AGROMAKANAN TOTAL OF AGROFOOD	804.1	21.5	782.6	775.4	5.8	769.6
TERNAKAN LIVESTOCK	137.5	0.3	137.2	148.0	-	148.0
BINATANG HIDUP ¹ LIVE ANIMALS ¹	10.6	-	10.6	11.1	-	11.1
DAGING DAN SEDIAAN DAGING MEAT AND MEAT PREPARATIONS	25.6	0.3	25.3	36.6	-	36.6
HASIL TENUSU DAIRY PRODUCTS	83.3	-	83.3	86.7	-	86.7
TELUR UNGGAS POULTRY EGGS	18.0	-	18.0	13.7	-	13.7
PERIKANAN FISHERIES	43.3	1.9	41.3	51.3	0.5	50.8
IKAN, KRUSTASEA, MOLUSKA DAN SEDIAAN ² FISH, CRUSTACEANS, MOLLUSCS AND PREPARATIONS ²	43.3	1.9	41.3	51.3	0.5	50.8
TANAMAN FOOD CROPS	210.3	1.0	209.3	218.5	0.3	218.3
BIJIRIN DAN SEDIAAN BIJIRIN CEREALS AND CEREAL PREPARATIONS	108.3	0.1	108.2	116.5	0.0	116.5
SAYUR-SAYURAN VEGETABLES	11.5	0.2	11.2	15.1	0.0	15.1
BUAH-BUAHAN FRUITS	21.4	0.6	20.8	22.5	0.2	22.2
GULA, SEDIAAN GULA DAN MADU SUGARS, SUGAR PREPARATIONS AND HONEY	8.8	-	8.8	10.8	0.0	10.8
KOPI, KOKO, TEH, REMPAH DAN KELUARAN COFFEE, COCOA, TEA, SPICES AND MANUFACTURES	60.3	0.0	60.3	53.6	0.0	53.6
LAIN-LAIN OTHERS	413.1	18.3	394.8	357.6	5.0	352.6
BAHAN MAKANAN UNTUK TERNAKAN FEEDING STUFF FOR ANIMALS	104.8	17.9	86.8	129.6	4.7	124.8
KELUARAN DAN SEDIAAN MAKANAN LAIN MISCELLANEOUS EDIBLE PRODUCTS AND PREPARATIONS	308.3	0.4	307.9	228.0	0.3	227.7
JUMLAH KEPERLUAN PERTANIAN TOTAL OF AGRICULTURAL INPUTS	16.4	0.1	16.3	14.8	0.6	14.2
BAJA FERTILIZERS	4.7	-	4.7	4.5	0.6	3.9
UBAT-UBATAN VETERINAR VETERINARY MEDICAMENTS	0.3	-	0.3	0.7	-	0.7

**JADUAL 22 : PERDAGANGAN LUAR NEGERI BAGI AGROMAKANAN DAN HASIL
PERTANIAN TERPILIH MENGIKUT NEGARA - BRUNEI DARUSSALAM**
TABLE 22 : EXTERNAL TRADE FOR AGROFOOD AND SELECTED
AGRICULTURAL PRODUCTS BY COUNTRIES - BRUNEI DARUSSALAM

KATEGORI CATEGORY	2021			2022		
	EXPORT/ EXPORTS	IMPORT IMPORTS	IMBANGAN DAGANGAN/ BALANCE OF TRADE	EXPORT/ EXPORTS	IMPORT IMPORTS	IMBANGAN DAGANGAN/ BALANCE OF TRADE
UBAT PEMBUNUH KUMAN, UBAT SERANGGA DSB. DISINFECTANTS, INSECTICIDES, FUNGICIDES, WEED KILLERS AND ANTI-SPROUTING PRODUCTS, ETC.	4.6	0.0	4.6	3.7	-	3.7
JENTERA PERTANIAN (TERMASUK TRAKTOR) DAN ALAT GANTI AGRICULTURAL MACHINERY (INCLUDING TRACTORS) AND PARTS	6.8	0.1	6.7	5.9	0.0	5.8
JUMLAH KELUARAN PERTANIAN LAIN TOTAL OF OTHER AGRICULTURAL PRODUCTS	234.3	9.8	224.5	248.0	13.0	235.1
BINATANG HIDUP (BUKAN BINATANG TERNAKAN) LIVE ANIMALS (NON LIVESTOCK)	-	-	-	0.3	-	0.3
IKAN HIASAN ORNAMENTAL FISH	0.8	-	0.8	0.5	-	0.5
RUMPAI LAUT SEAWEED	0.0	-	0.0	0.0	-	0.0
LAIN-LAIN PRODUK IKAN OTHER FISH PRODUCTS	-	-	-	-	-	-
MINUMAN DAN TEMBAKAU BEVERAGES AND TOBACCO	92.1	0.0	92.1	86.4	0.0	86.4
MINYAK KELAPA SAWIT PALM OIL	35.7	-	35.7	53.2	-	53.2
MINYAK ISIRUNG KELAPA SAWIT PALM KERNEL OIL	0.3	-	0.3	0.2	-	0.2
BUNGA-BUNGAAN FLORICULTURE	0.4	-	0.4	0.5	-	0.5
BAHAN TANAMAN UNTUK PEMBIAKAN SEEDS AND BUDS FOR SOWING	1.4	-	1.4	1.2	-	1.2
LEMAK HAIWAN DAN SAYURAN/LAIN-LAIN BIJI-BIJI MINYAK ANIMAL AND VEGETABLE FATS/OTHER OIL SEEDS	9.4	1.5	7.9	11.0	1.8	9.2
GETAH ASLI DAN SUSU GETAH NATURAL RUBBER AND NATURAL GUMS IN PRIMARY FORMS	-	-	-	-	-	-
KULIT DAN BULU BINATANG HIDES AND SKIN	0.0	-	0.0	-	-	-
GENTIAN ASLI NATURAL FIBRES	0.7	-	0.7	0.6	-	0.6
HASIL PERHUTANAN FORESTRY PRODUCTS	93.6	8.3	85.3	94.1	11.2	82.9
JUMLAH TOTAL	1,054.8	31.4	1,023.3	1,038.3	19.4	1,018.9

Nota/Notes :

¹ Binatang Ternakan/Livestock

² Tidak Termasuk Ikan Hiasan/Excluding Ornamental Fish

**JADUAL 22 : PERDAGANGAN LUAR NEGERI BAGI AGROMAKANAN DAN HASIL
PERTANIAN TERPILIH MENGIKUT NEGARA - BRUNEI DARUSSALAM**
TABLE 22 : EXTERNAL TRADE FOR AGROFOOD AND SELECTED
AGRICULTURAL PRODUCTS BY COUNTRIES - BRUNEI DARUSSALAM

KATEGORI CATEGORY	2023			2024 (JAN-FEB/JAN-FEB)		
	EXPORT/ EXPORTS	IMPORT IMPORTS	IMBANGAN DAGANGAN/ BALANCE OF TRADE	EXPORT/ EXPORTS	IMPORT IMPORTS	IMBANGAN DAGANGAN/ BALANCE OF TRADE
JUMLAH AGROMAKANAN TOTAL OF AGROFOOD	726.1	4.9	721.3	130.7	2.5	128.2
TERNAKAN LIVESTOCK	132.8	1.2	131.6	19.5	-	19.5
BINATANG HIDUP ¹ LIVE ANIMALS ¹	8.2	-	8.2	1.9	-	1.9
DAGING DAN SEDIAAN DAGING MEAT AND MEAT PREPARATIONS	42.0	1.2	40.8	5.7	-	5.7
HASIL TENUSU DAIRY PRODUCTS	70.0	0.0	70.0	8.8	-	8.8
TELUR UNGGAS POULTRY EGGS	12.5	-	12.5	3.1	-	3.1
PERIKANAN FISHERIES	51.1	0.3	50.8	8.9	0.1	8.8
IKAN, KRUSTASEA, MOLUSKA DAN SEDIAAN ² FISH, CRUSTACEANS, MOLLUSCS AND PREPARATIONS ²	51.1	0.3	50.8	8.9	0.1	8.8
TANAMAN FOOD CROPS	211.3	0.3	211.0	43.0	0.0	43.0
BIJIRIN DAN SEDIAAN BIJIRIN CEREALS AND CEREAL PREPARATIONS	104.3	0.2	104.1	21.7	0.0	21.6
SAYUR-SAYURAN VEGETABLES	14.9	0.0	14.9	2.7	0.0	2.7
BUAH-BUAHAN FRUITS	21.3	0.1	21.2	4.0	0.0	4.0
GULA, SEDIAAN GULA DAN MADU SUGARS, SUGAR PREPARATIONS AND HONEY	12.5	-	12.5	2.2	-	2.2
KOPI, KOKO, TEH, REMPAH DAN KELUARAN COFFEE, COCOA, TEA, SPICES AND MANUFACTURES	58.4	-	58.4	12.5	-	12.5
LAIN-LAIN OTHERS	331.0	3.1	327.8	59.3	2.4	57.0
BAHAN MAKANAN UNTUK TERNAKAN FEEDING STUFF FOR ANIMALS	116.0	2.8	113.2	23.4	2.4	21.1
KELUARAN DAN SEDIAAN MAKANAN LAIN MISCELLANEOUS EDIBLE PRODUCTS AND PREPARATIONS	214.9	0.3	214.6	35.9	0.0	35.9
JUMLAH KEPERLUAN PERTANIAN TOTAL OF AGRICULTURAL INPUTS	14.2	35.4	(21.2)	3.5	9.5	(6.0)
BAJA FERTILIZERS	5.6	35.4	(29.7)	0.9	9.5	(8.6)
UBAT-UBATAN VETERINAR VETERINARY MEDICAMENTS	0.6	0.0	0.6	0.5	0.0	0.5

**JADUAL 22 : PERDAGANGAN LUAR NEGERI BAGI AGROMAKANAN DAN HASIL
PERTANIAN TERPILIH MENGIKUT NEGARA - BRUNEI DARUSSALAM**
TABLE 22 : EXTERNAL TRADE FOR AGROFOOD AND SELECTED
AGRICULTURAL PRODUCTS BY COUNTRIES - BRUNEI DARUSSALAM

KATEGORI CATEGORY	2023			2024 (JAN-FEB/JAN-FEB)		
	EXPORT/ EXPORTS	IMPORT IMPORTS	IMBANGAN DAGANGAN/ BALANCE OF TRADE	EXPORT/ EXPORTS	IMPORT IMPORTS	IMBANGAN DAGANGAN/ BALANCE OF TRADE
UBAT PEMBUNUH KUMAN, UBAT SERANGGA DSB. DISINFECTANTS, INSECTICIDES, FUNGICIDES, WEED KILLERS AND ANTI-SPROUTING PRODUCTS, ETC.	3.7	0.0	3.6	0.8	-	0.8
JENTERA PERTANIAN (TERMASUK TRAKTOR) DAN ALAT GANTI AGRICULTURAL MACHINERY (INCLUDING TRACTORS) AND PARTS	4.4	0.0	4.4	1.3	0.0	1.3
JUMLAH KELUARAN PERTANIAN LAIN TOTAL OF OTHER AGRICULTURAL PRODUCTS	259.4	8.4	251.0	41.1	1.6	39.4
BINATANG HIDUP (BUKAN BINATANG TERNAKAN) LIVE ANIMALS (NON LIVESTOCK)	0.0	0.0	(0.0)	0.0	0.0	(0.0)
IKAN HIASAN ORNAMENTAL FISH	0.4	-	0.4	0.0	-	0.0
RUMPAI LAUT SEAWEED	0.1	0.0	0.1	-	-	-
LAIN-LAIN PRODUK IKAN OTHER FISH PRODUCTS	0.0	-	0.0	-	-	-
MINUMAN DAN TEMBAKAU BEVERAGES AND TOBACCO	100.4	0.0	100.4	19.0	-	19.0
MINYAK KELAPA SAWIT PALM OIL	46.5	-	46.5	6.3	-	6.3
MINYAK ISIRUNG KELAPA SAWIT PALM KERNEL OIL	0.2	-	0.2	0.1	-	0.1
BUNGA-BUNGAAN FLORICULTURE	1.0	-	1.0	0.4	-	0.4
BAHAN TANAMAN UNTUK PEMBIAKAN SEEDS AND BUDS FOR SOWING	0.7	-	0.7	0.2	-	0.2
LEMAK HAIWAN DAN SAYURAN/LAIN-LAIN BIJI-BIJI MINYAK ANIMAL AND VEGETABLE FATS/OTHER OIL SEEDS	10.8	1.6	9.2	1.9	0.3	1.6
GETAH ASLI DAN SUSU GETAH NATURAL RUBBER AND NATURAL GUMS IN PRIMARY FORMS	-	-	-	-	-	-
KULIT DAN BULU BINATANG HIDES AND SKIN	0.0	-	0.0	0.0	-	0.0
GENTIAN ASLI NATURAL FIBRES	0.1	-	0.1	0.0	-	0.0
HASIL PERHUTANAN FORESTRY PRODUCTS	99.1	6.7	92.4	13.1	1.3	11.8
JUMLAH TOTAL	999.8	48.7	951.1	175.2	13.6	161.6

Nota/Notes:

¹ Binatang Ternakan/Livestock

² Tidak Termasuk Ikan Hiasan/Excluding Ornamental Fish

**JADUAL 23 : PERDAGANGAN LUAR NEGERI BAGI AGROMAKANAN DAN HASIL
PERTANIAN TERPILIH MENGIKUT NEGARA - PHILIPPINES**
TABLE 23 : EXTERNAL TRADE FOR AGROFOOD AND SELECTED
AGRICULTURAL PRODUCTS BY COUNTRIES - PHILIPPINES

KATEGORI CATEGORY	2021			2022		
	EXPORT/ EXPORTS	IMPORT IMPORTS	IMBANGAN DAGANGAN/ BALANCE OF TRADE	EXPORT/ EXPORTS	IMPORT IMPORTS	IMBANGAN DAGANGAN/ BALANCE OF TRADE
JUMLAH AGROMAKANAN TOTAL OF AGROFOOD	1,440.9	492.9	948.0	1,956.9	457.7	1,499.2
TERNAKAN LIVESTOCK	51.0	4.8	46.2	46.2	0.1	46.1
BINATANG HIDUP ¹ LIVE ANIMALS ¹	-	-	-	-	-	-
DAGING DAN SEDIAAN DAGING MEAT AND MEAT PREPARATIONS	1.7	0.2	1.6	3.2	0.1	3.1
HASIL TENUSU DAIRY PRODUCTS	48.0	4.7	43.4	41.5	0.0	41.5
TELUR UNGGAS POULTRY EGGS	1.2	-	1.2	1.5	-	1.5
PERIKANAN FISHERIES	29.0	16.2	12.7	27.6	19.3	8.4
IKAN, KRUSTASEA, MOLUSKA DAN SEDIAAN ² FISH, CRUSTACEANS, MOLLUSCS AND PREPARATIONS ²	29.0	16.2	12.7	27.6	19.3	8.4
TANAMAN FOOD CROPS	483.1	179.1	304.1	739.9	171.5	568.5
BIJIRIN DAN SEDIAAN BIJIRIN CEREALS AND CEREAL PREPARATIONS	111.1	46.6	64.5	179.4	51.7	127.7
SAYUR-SAYURAN VEGETABLES	0.4	0.2	0.2	3.9	0.2	3.7
BUAH-BUAHAN FRUITS	1.0	69.7	(68.7)	1.1	60.0	(58.9)
GULA, SEDIAAN GULA DAN MADU SUGARS, SUGAR PREPARATIONS AND HONEY	59.8	14.1	45.8	110.0	26.0	84.0
KOPI, KOKO, TEH, REMPAH DAN KELUARAN COFFEE, COCOA, TEA, SPICES AND MANUFACTURES	310.7	48.5	262.2	445.5	33.5	412.0
LAIN-LAIN OTHERS	877.8	292.8	585.0	1,143.2	266.9	876.3
BAHAN MAKANAN UNTUK TERNAKAN FEEDING STUFF FOR ANIMALS	71.3	3.1	68.2	82.1	1.4	80.7
KELUARAN DAN SEDIAAN MAKANAN LAIN MISCELLANEOUS EDIBLE PRODUCTS AND PREPARATIONS	806.5	289.7	516.8	1,061.1	265.5	795.5
JUMLAH KEPERLUAN PERTANIAN TOTAL OF AGRICULTURAL INPUTS	700.8	4.2	696.6	740.1	4.4	735.7
BAJA FERTILIZERS	535.2	1.0	534.2	560.7	2.0	558.6
UBAT-UBATAN VETERINAR VETERINARY MEDICAMENTS	1.3	-	1.3	0.6	-	0.6

**JADUAL 23 : PERDAGANGAN LUAR NEGERI BAGI AGROMAKANAN DAN HASIL
PERTANIAN TERPILIH MENGIKUT NEGARA - PHILIPPINES**
TABLE 23 : EXTERNAL TRADE FOR AGROFOOD AND SELECTED
AGRICULTURAL PRODUCTS BY COUNTRIES - PHILIPPINES

KATEGORI CATEGORY	2021			2022		
	EXPORT/ EXPORTS	IMPORT IMPORTS	IMBANGAN DAGANGAN/ BALANCE OF TRADE	EXPORT/ EXPORTS	IMPORT IMPORTS	IMBANGAN DAGANGAN/ BALANCE OF TRADE
UBAT PEMBUNUH KUMAN, UBAT SERANGGA DSB. DISINFECTANTS, INSECTICIDES, FUNGICIDES, WEED KILLERS AND ANTI-SPROUTING PRODUCTS, ETC.	81.8	1.6	80.2	88.9	1.4	87.5
JENTERA PERTANIAN (TERMASUK TRAKTOR) DAN ALAT GANTI AGRICULTURAL MACHINERY (INCLUDING TRACTORS) AND PARTS	82.5	1.6	81.0	89.9	1.0	88.9
JUMLAH KELUARAN PERTANIAN LAIN TOTAL OF OTHER AGRICULTURAL PRODUCTS	3,586.4	1,392.1	2,194.3	5,036.1	1,634.6	3,401.5
BINATANG HIDUP (BUKAN BINATANG TERNAKAN) LIVE ANIMALS (NON LIVESTOCK)	-	0.0	(0.0)	0.1	0.0	0.0
IKAN HIASAN ORNAMENTAL FISH	1.9	0.1	1.7	1.5	0.1	1.3
RUMPAI LAUT SEAWEED	0.1	1.5	(1.4)	0.3	2.8	(2.5)
LAIN-LAIN PRODUK IKAN OTHER FISH PRODUCTS	-	2.9	(2.9)	0.1	-	0.1
MINUMAN DAN TEMBAKAU BEVERAGES AND TOBACCO	51.1	130.7	(79.6)	54.9	147.5	(92.6)
MINYAK KELAPA SAWIT PALM OIL	2,449.8	65.8	2,383.9	3,580.6	24.8	3,555.8
MINYAK ISIRUNG KELAPA SAWIT PALM KERNEL OIL	146.1	18.6	127.5	244.1	26.8	217.2
BUNGA-BUNGAAN FLORICULTURE	0.1	-	0.1	0.0	-	0.0
BAHAN TANAMAN UNTUK PEMBIAKAN SEEDS AND BUDS FOR SOWING	0.9	1.1	(0.2)	0.8	7.1	(6.4)
LEMAK HAIWAN DAN SAYURAN/LAIN-LAIN BIJI-BIJI MINYAK ANIMAL AND VEGETABLE FATS/OTHER OIL SEEDS	375.6	509.6	(134.0)	634.9	780.0	(145.1)
GETAH ASLI DAN SUSU GETAH NATURAL RUBBER AND NATURAL GUMS IN PRIMARY FORMS	0.4	642.2	(641.7)	0.8	622.9	(622.1)
KULIT DAN BULU BINATANG HIDES AND SKIN	0.1	-	0.1	0.5	1.2	(0.7)
GENTIAN ASLI NATURAL FIBRES	3.2	2.3	0.9	2.5	0.4	2.2
HASIL PERHUTANAN FORESTRY PRODUCTS	557.0	17.3	539.8	515.2	21.0	494.2
JUMLAH TOTAL	5,728.1	1,889.3	3,838.9	7,733.1	2,096.7	5,636.4

Nota/Notes :

¹ Binatang Ternakan/Livestock

² Tidak Termasuk Ikan Hiasan/Excluding Ornamental Fish

**JADUAL 23 : PERDAGANGAN LUAR NEGERI BAGI AGROMAKANAN DAN HASIL
PERTANIAN TERPILIH MENGIKUT NEGARA - PHILIPPINES**
TABLE 23 : EXTERNAL TRADE FOR AGROFOOD AND SELECTED
AGRICULTURAL PRODUCTS BY COUNTRIES - PHILIPPINES

KATEGORI CATEGORY	2023			2024 (JAN-FEB/JAN-FEB)		
	EXPORT/ EXPORTS	IMPORT IMPORTS	IMBANGAN DAGANGAN/ BALANCE OF TRADE	EXPORT/ EXPORTS	IMPORT IMPORTS	IMBANGAN DAGANGAN/ BALANCE OF TRADE
JUMLAH AGROMAKANAN TOTAL OF AGROFOOD	2,055.5	450.2	1,605.2	363.6	87.1	276.5
TERNAKAN LIVESTOCK	54.5	0.0	54.4	6.6	7.0	(0.4)
BINATANG HIDUP ¹ LIVE ANIMALS ¹	-	-	-	-	-	-
DAGING DAN SEDIAAN DAGING MEAT AND MEAT PREPARATIONS	2.9	0.0	2.8	0.8	-	0.8
HASIL TENUSU DAIRY PRODUCTS	51.5	0.0	51.5	5.8	7.0	(1.2)
TELUR UNGGAS POULTRY EGGS	0.1	-	0.1	-	-	-
PERIKANAN FISHERIES	34.8	17.9	16.9	4.8	2.2	2.6
IKAN, KRUSTASEA, MOLUSKA DAN SEDIAAN ² FISH, CRUSTACEANS, MOLLUSCS AND PREPARATIONS ²	34.8	17.9	16.9	4.8	2.2	2.6
TANAMAN FOOD CROPS	885.5	176.5	709.0	159.2	49.0	110.2
BIJIRIN DAN SEDIAAN BIJIRIN CEREALS AND CEREAL PREPARATIONS	212.4	43.7	168.7	43.6	7.2	36.4
SAYUR-SAYURAN VEGETABLES	4.4	0.3	4.1	0.4	0.0	0.3
BUAH-BUAHAN FRUITS	4.9	59.4	(54.5)	1.0	8.7	(7.7)
GULA, SEDIAAN GULA DAN MADU SUGARS, SUGAR PREPARATIONS AND HONEY	218.7	29.5	189.2	12.9	4.1	8.9
KOPI, KOKO, TEH, REMPAH DAN KELUARAN COFFEE, COCOA, TEA, SPICES AND MANUFACTURES	445.2	43.7	401.5	101.3	29.0	72.3
LAIN-LAIN OTHERS	1,080.7	255.9	824.9	193.0	28.9	164.1
BAHAN MAKANAN UNTUK TERNAKAN FEEDING STUFF FOR ANIMALS	85.9	2.1	83.9	17.2	0.1	17.2
KELUARAN DAN SEDIAAN MAKANAN LAIN MISCELLANEOUS EDIBLE PRODUCTS AND PREPARATIONS	994.8	253.8	741.0	175.7	28.8	146.9
JUMLAH KEPERLUAN PERTANIAN TOTAL OF AGRICULTURAL INPUTS	609.4	6.0	603.4	95.4	1.3	94.1
BAJA FERTILIZERS	457.0	2.9	454.1	75.1	0.1	75.0
UBAT-UBATAN VETERINAR VETERINARY MEDICAMENTS	0.0	-	0.0	0.0	-	0.0

**JADUAL 23 : PERDAGANGAN LUAR NEGERI BAGI AGROMAKANAN DAN HASIL
PERTANIAN TERPILIH MENGIKUT NEGARA - PHILIPPINES**
TABLE 23 : EXTERNAL TRADE FOR AGROFOOD AND SELECTED
AGRICULTURAL PRODUCTS BY COUNTRIES - PHILIPPINES

KATEGORI CATEGORY	RM JUTA/MILLION					
	2023			2024 (JAN-FEB/JAN-FEB)		
	EXPORT/ EXPORTS	IMPORT IMPORTS	IMBANGAN DAGANGAN/ BALANCE OF TRADE	EXPORT/ EXPORTS	IMPORT IMPORTS	IMBANGAN DAGANGAN/ BALANCE OF TRADE
UBAT PEMBUNUH KUMAN, UBAT SERANGGA DSB. DISINFECTANTS, INSECTICIDES, FUNGICIDES, WEED KILLERS AND ANTI-SPROUTING PRODUCTS, ETC.	78.7	1.1	77.6	8.4	1.0	7.4
JENTERA PERTANIAN (TERMASUK TRAKTOR) DAN ALAT GANTI AGRICULTURAL MACHINERY (INCLUDING TRACTORS) AND PARTS	73.7	2.0	71.7	12.0	0.2	11.8
JUMLAH KELUARAN PERTANIAN LAIN TOTAL OF OTHER AGRICULTURAL PRODUCTS	2,749.1	822.6	1,926.6	459.7	182.3	277.4
BINATANG HIDUP (BUKAN BINATANG TERNAKAN) LIVE ANIMALS (NON LIVESTOCK)	0.0	0.1	(0.0)	0.0	0.0	(0.0)
IKAN HIASAN ORNAMENTAL FISH	1.3	0.1	1.2	0.1	0.0	0.1
RUMPAI LAUT SEAWEED	0.4	2.8	(2.3)	-	0.5	(0.5)
LAIN-LAIN PRODUK IKAN OTHER FISH PRODUCTS	-	0.0	(0.0)	-	-	-
MINUMAN DAN TEMBAKAU BEVERAGES AND TOBACCO	48.9	214.6	(165.7)	6.5	41.3	(34.8)
MINYAK KELAPA SAWIT PALM OIL	1,747.4	-	1,747.4	296.6	11.3	285.4
MINYAK ISIRUNG KELAPA SAWIT PALM KERNEL OIL	107.0	1.0	106.0	30.7	-	30.7
BUNGA-BUNGAAN FLORICULTURE	0.2	-	0.2	-	-	-
BAHAN TANAMAN UNTUK PEMBIAKAN SEEDS AND BUDS FOR SOWING	1.5	0.2	1.3	0.0	0.0	(0.0)
LEMAK HAIWAN DAN SAYURAN/LAIN-LAIN BIJI-BIJI MINYAK ANIMAL AND VEGETABLE FATS/OTHER OIL SEEDS	358.8	230.2	128.6	58.4	49.6	8.8
GETAH ASLI DAN SUSU GETAH NATURAL RUBBER AND NATURAL GUMS IN PRIMARY FORMS	0.3	349.6	(349.3)	-	74.2	(74.2)
KULIT DAN BULU BINATANG HIDES AND SKIN	-	3.3	(3.3)	-	-	-
GENTIAN ASLI NATURAL FIBRES	2.2	0.4	1.8	0.3	-	0.3
HASIL PERHUTANAN FORESTRY PRODUCTS	481.0	20.3	460.7	67.0	5.4	61.6
JUMLAH TOTAL	5,414.0	1,278.8	4,135.2	918.8	270.7	648.0

Nota/Notes:

¹ Binatang Ternakan/Livestock

² Tidak Termasuk Ikan Hiasan/Excluding Ornamental Fish

**JADUAL 24 : PERDAGANGAN LUAR NEGERI BAGI AGROMAKANAN DAN HASIL
PERTANIAN TERPILIH MENGIKUT NEGARA - MYANMAR**
TABLE 24 : EXTERNAL TRADE FOR AGROFOOD AND SELECTED
AGRICULTURAL PRODUCTS BY COUNTRIES - MYANMAR

KATEGORI CATEGORY	2021			2022		
	EXPORT/ EXPORTS	IMPORT IMPORTS	IMBANGAN DAGANGAN/ BALANCE OF TRADE	EXPORT/ EXPORTS	IMPORT IMPORTS	IMBANGAN DAGANGAN/ BALANCE OF TRADE
JUMLAH AGROMAKANAN TOTAL OF AGROFOOD	303.8	328.4	(24.6)	357.8	388.0	(30.2)
TERNAKAN LIVESTOCK	12.8	-	12.8	38.5	-	38.5
BINATANG HIDUP ¹ LIVE ANIMALS ¹	4.1	-	4.1	2.7	-	2.7
DAGING DAN SEDIAAN DAGING MEAT AND MEAT PREPARATIONS	0.7	-	0.7	0.6	-	0.6
HASIL TENUSU DAIRY PRODUCTS	7.1	-	7.1	34.0	-	34.0
TELUR UNGGAS POULTRY EGGS	1.0	-	1.0	1.3	-	1.3
PERIKANAN FISHERIES	1.3	145.6	(144.3)	1.4	163.7	(162.3)
IKAN, KRUSTASEA, MOLUSKA DAN SEDIAAN ² FISH, CRUSTACEANS, MOLLUSCS AND PREPARATIONS ²	1.3	145.6	(144.3)	1.4	163.7	(162.3)
TANAMAN FOOD CROPS	141.0	179.0	(38.1)	113.2	218.4	(105.2)
BIJIRIN DAN SEDIAAN BIJIRIN CEREALS AND CEREAL PREPARATIONS	64.2	36.9	27.4	49.4	7.2	42.2
SAYUR-SAYURAN VEGETABLES	0.5	119.5	(119.0)	1.1	181.6	(180.5)
BUAH-BUAHAN FRUITS	0.2	18.0	(17.8)	0.1	22.6	(22.5)
GULA, SEDIAAN GULA DAN MADU SUGARS, SUGAR PREPARATIONS AND HONEY	7.6	0.5	7.1	3.6	0.7	3.0
KOPI, KOKO, TEH, REMPAH DAN KELUARAN COFFEE, COCOA, TEA, SPICES AND MANUFACTURES	68.4	4.2	64.2	59.0	6.4	52.6
LAIN-LAIN OTHERS	148.7	3.7	144.9	204.7	5.9	198.8
BAHAN MAKANAN UNTUK TERNAKAN FEEDING STUFF FOR ANIMALS	29.4	1.3	28.0	40.5	2.7	37.8
KELUARAN DAN SEDIAAN MAKANAN LAIN MISCELLANEOUS EDIBLE PRODUCTS AND PREPARATIONS	119.3	2.4	116.9	164.2	3.2	161.0
JUMLAH KEPERLUAN PERTANIAN TOTAL OF AGRICULTURAL INPUTS	222.4	1.1	221.3	245.6	0.6	245.0
BAJA FERTILIZERS	211.9	-	211.9	230.6	0.1	230.5
UBAT-UBATAN VETERINAR VETERINARY MEDICAMENTS	0.1	-	0.1	0.2	-	0.2

**JADUAL 24 : PERDAGANGAN LUAR NEGERI BAGI AGROMAKANAN DAN HASIL
PERTANIAN TERPILIH MENGIKUT NEGARA - MYANMAR**
TABLE 24 : EXTERNAL TRADE FOR AGROFOOD AND SELECTED
AGRICULTURAL PRODUCTS BY COUNTRIES - MYANMAR

KATEGORI CATEGORY	2021			2022		
	EXPORT/ EXPORTS	IMPORT IMPORTS	IMBANGAN DAGANGAN/ BALANCE OF TRADE	EXPORT/ EXPORTS	IMPORT IMPORTS	IMBANGAN DAGANGAN/ BALANCE OF TRADE
UBAT PEMBUNUH KUMAN, UBAT SERANGGA DSB. DISINFECTANTS, INSECTICIDES, FUNGICIDES, WEED KILLERS AND ANTI-SPROUTING PRODUCTS, ETC.	5.0	0.7	4.3	9.7	0.5	9.2
JENTERA PERTANIAN (TERMASUK TRAKTOR) DAN ALAT GANTI AGRICULTURAL MACHINERY (INCLUDING TRACTORS) AND PARTS	5.4	0.4	4.9	5.1	-	5.1
JUMLAH KELUARAN PERTANIAN LAIN TOTAL OF OTHER AGRICULTURAL PRODUCTS	149.6	519.8	(370.2)	369.1	533.1	(164.0)
BINATANG HIDUP (BUKAN BINATANG TERNAKAN) LIVE ANIMALS (NON LIVESTOCK)	-	-	-	-	-	-
IKAN HIASAN ORNAMENTAL FISH	0.0	0.0	(0.0)	-	0.0	(0.0)
RUMPAI LAUT SEAWEED	-	-	-	-	-	-
LAIN-LAIN PRODUK IKAN OTHER FISH PRODUCTS	-	-	-	-	-	-
MINUMAN DAN TEMBAKAU BEVERAGES AND TOBACCO	8.5	0.1	8.4	11.4	0.4	11.0
MINYAK KELAPA SAWIT PALM OIL	104.1	-	104.1	301.6	-	301.6
MINYAK ISIRUNG KELAPA SAWIT PALM KERNEL OIL	2.4	-	2.4	2.6	-	2.6
BUNGA-BUNGAAN FLORICULTURE	-	0.0	(0.0)	-	-	-
BAHAN TANAMAN UNTUK PEMBIAKAN SEEDS AND BUDS FOR SOWING	0.0	0.5	(0.5)	0.4	-	0.4
LEMAK HAIWAN DAN SAYURAN/LAIN-LAIN BIJI-BIJI MINYAK ANIMAL AND VEGETABLE FATS/OTHER OIL SEEDS	13.1	5.1	7.9	19.1	13.0	6.1
GETAH ASLI DAN SUSU GETAH NATURAL RUBBER AND NATURAL GUMS IN PRIMARY FORMS	-	507.8	(507.8)	-	510.5	(510.5)
KULIT DAN BULU BINATANG HIDES AND SKIN	-	-	-	-	0.0	(0.0)
GENTIAN ASLI NATURAL FIBRES	1.3	1.3	(0.0)	1.5	-	1.5
HASIL PERHUTANAN FORESTRY PRODUCTS	20.2	4.9	15.3	32.6	9.3	23.3
JUMLAH TOTAL	675.7	849.3	(173.6)	972.5	921.7	50.8

Nota/Notes :

¹ Binatang Ternakan/Livestock

² Tidak Termasuk Ikan Hiasan/Excluding Ornamental Fish

**JADUAL 24 : PERDAGANGAN LUAR NEGERI BAGI AGROMAKANAN DAN HASIL
PERTANIAN TERPILIH MENGIKUT NEGARA - MYANMAR**
TABLE 24 : EXTERNAL TRADE FOR AGROFOOD AND SELECTED
AGRICULTURAL PRODUCTS BY COUNTRIES - MYANMAR

KATEGORI CATEGORY	2023			2024 (JAN-FEB/JAN-FEB)		
	EXPORT/ EXPORTS	IMPORT IMPORTS	IMBANGAN DAGANGAN/ BALANCE OF TRADE	EXPORT/ EXPORTS	IMPORT IMPORTS	IMBANGAN DAGANGAN/ BALANCE OF TRADE
JUMLAH AGROMAKANAN TOTAL OF AGROFOOD	334.5	516.4	(182.0)	31.8	67.6	(35.8)
TERNAKAN LIVESTOCK	129.7	-	129.7	8.9	-	8.9
BINATANG HIDUP ¹ LIVE ANIMALS ¹	4.3	-	4.3	0.2	-	0.2
DAGING DAN SEDIAAN DAGING MEAT AND MEAT PREPARATIONS	0.2	-	0.2	-	-	-
HASIL TENUSU DAIRY PRODUCTS	125.1	-	125.1	8.6	-	8.6
TELUR UNGGAS POULTRY EGGS	-	-	-	-	-	-
PERIKANAN FISHERIES	0.1	140.9	(140.8)	-	28.2	(28.2)
IKAN, KRUSTASEA, MOLUSKA DAN SEDIAAN ² FISH, CRUSTACEANS, MOLLUSCS AND PREPARATIONS ²	0.1	140.9	(140.8)	-	28.2	(28.2)
TANAMAN FOOD CROPS	59.0	370.4	(311.3)	11.1	38.9	(27.9)
BIJIRIN DAN SEDIAAN BIJIRIN CEREALS AND CEREAL PREPARATIONS	33.1	118.1	(85.0)	3.9	7.7	(3.8)
SAYUR-SAYURAN VEGETABLES	1.6	224.3	(222.7)	-	28.6	(28.6)
BUAH-BUAHAN FRUITS	0.0	22.1	(22.1)	0.0	1.6	(1.6)
GULA, SEDIAAN GULA DAN MADU SUGARS, SUGAR PREPARATIONS AND HONEY	11.0	0.3	10.7	5.2	-	5.2
KOPI, KOKO, TEH, REMPAH DAN KELUARAN COFFEE, COCOA, TEA, SPICES AND MANUFACTURES	13.3	5.5	7.8	2.0	1.0	1.0
LAIN-LAIN OTHERS	145.6	5.2	140.4	11.9	0.5	11.4
BAHAN MAKANAN UNTUK TERNAKAN FEEDING STUFF FOR ANIMALS	21.1	1.1	20.0	2.2	0.1	2.1
KELUARAN DAN SEDIAAN MAKANAN LAIN MISCELLANEOUS EDIBLE PRODUCTS AND PREPARATIONS	124.5	4.1	120.4	9.7	0.4	9.3
JUMLAH KEPERLUAN PERTANIAN TOTAL OF AGRICULTURAL INPUTS	158.3	0.0	158.3	26.6	-	26.6
BAJA FERTILIZERS	148.5	0.0	148.5	25.6	-	25.6
UBAT-UBATAN VETERINAR VETERINARY MEDICAMENTS	0.0	-	0.0	0.0	-	0.0

**JADUAL 24 : PERDAGANGAN LUAR NEGERI BAGI AGROMAKANAN DAN HASIL
PERTANIAN TERPILIH MENGIKUT NEGARA - MYANMAR**
TABLE 24 : EXTERNAL TRADE FOR AGROFOOD AND SELECTED
AGRICULTURAL PRODUCTS BY COUNTRIES - MYANMAR

KATEGORI CATEGORY	2023			2024 (JAN-FEB/JAN-FEB)		
	EXPORT/ EXPORTS	IMPORT IMPORTS	IMBANGAN DAGANGAN/ BALANCE OF TRADE	EXPORT/ EXPORTS	IMPORT IMPORTS	IMBANGAN DAGANGAN/ BALANCE OF TRADE
UBAT PEMBUNUH KUMAN, UBAT SERANGGA DSB. DISINFECTANTS, INSECTICIDES, FUNGICIDES, WEED KILLERS AND ANTI-SPROUTING PRODUCTS, ETC.	6.9	-	6.9	0.1	-	0.1
JENTERA PERTANIAN (TERMASUK TRAKTOR) DAN ALAT GANTI AGRICULTURAL MACHINERY (INCLUDING TRACTORS) AND PARTS	3.0	0.0	2.9	0.9	-	0.9
JUMLAH KELUARAN PERTANIAN LAIN TOTAL OF OTHER AGRICULTURAL PRODUCTS	304.1	213.1	90.9	40.2	131.6	(91.4)
BINATANG HIDUP (BUKAN BINATANG TERNAKAN) LIVE ANIMALS (NON LIVESTOCK)	0.0	0.0	(0.0)	-	0.0	(0.0)
IKAN HIASAN ORNAMENTAL FISH	0.0	-	0.0	-	-	-
RUMPAI LAUT SEAWEED	-	-	-	-	-	-
LAIN-LAIN PRODUK IKAN OTHER FISH PRODUCTS	-	-	-	-	-	-
MINUMAN DAN TEMBAKAU BEVERAGES AND TOBACCO	3.7	0.4	3.3	0.3	0.0	0.3
MINYAK KELAPA SAWIT PALM OIL	241.0	-	241.0	36.3	0.2	36.1
MINYAK ISIRUNG KELAPA SAWIT PALM KERNEL OIL	1.0	-	1.0	-	-	-
BUNGA-BUNGAAN FLORICULTURE	-	-	-	-	-	-
BAHAN TANAMAN UNTUK PEMBIAKAN SEEDS AND BUDS FOR SOWING	0.1	-	0.1	0.0	-	0.0
LEMAK HAIWAN DAN SAYURAN/LAIN-LAIN BIJI-BIJI MINYAK ANIMAL AND VEGETABLE FATS/OTHER OIL SEEDS	24.8	2.6	22.1	1.7	2.2	(0.6)
GETAH ASLI DAN SUSU GETAH NATURAL RUBBER AND NATURAL GUMS IN PRIMARY FORMS	0.1	183.7	(183.6)	-	125.3	(125.3)
KULIT DAN BULU BINATANG HIDES AND SKIN	-	0.4	(0.4)	-	0.0	(0.0)
GENTIAN ASLI NATURAL FIBRES	-	-	-	-	-	-
HASIL PERHUTANAN FORESTRY PRODUCTS	33.4	25.9	7.5	1.9	3.8	(1.8)
JUMLAH TOTAL	796.8	729.6	67.3	98.6	199.2	(100.6)

Nota/Notes:

¹ Binatang Ternakan/Livestock

² Tidak Termasuk Ikan Hiasan/Excluding Ornamental Fish

**JADUAL 25 : PERDAGANGAN LUAR NEGERI BAGI AGROMAKANAN DAN HASIL
PERTANIAN TERPILIH MENGIKUT NEGARA - VIETNAM**
TABLE 25 : EXTERNAL TRADE FOR AGROFOOD AND SELECTED
AGRICULTURAL PRODUCTS BY COUNTRIES - VIETNAM

KATEGORI CATEGORY	2021			2022		
	EXPORT/ EXPORTS	IMPORT IMPORTS	IMBANGAN DAGANGAN/ BALANCE OF TRADE	EXPORT/ EXPORTS	IMPORT IMPORTS	IMBANGAN DAGANGAN/ BALANCE OF TRADE
JUMLAH AGROMAKANAN TOTAL OF AGROFOOD	1,701.0	2,222.6	(521.6)	1,754.2	3,053.3	(1,299.0)
TERNAKAN LIVESTOCK	33.7	0.6	33.1	38.5	3.0	35.5
BINATANG HIDUP ¹ LIVE ANIMALS ¹	10.0	-	10.0	10.3	-	10.3
DAGING DAN SEDIAAN DAGING MEAT AND MEAT PREPARATIONS	5.8	0.6	5.2	7.2	3.0	4.2
HASIL TENUSU DAIRY PRODUCTS	17.9	0.0	17.9	21.0	-	21.0
TELUR UNGGAS POULTRY EGGS	-	-	-	-	-	-
PERIKANAN FISHERIES	73.3	637.7	(564.4)	94.5	849.0	(754.6)
IKAN, KRUSTASEA, MOLUSKA DAN SEDIAAN ² FISH, CRUSTACEANS, MOLLUSCS AND PREPARATIONS ²	73.3	637.7	(564.4)	94.5	849.0	(754.6)
TANAMAN FOOD CROPS	941.4	1,322.5	(381.1)	780.2	1,850.6	(1,070.4)
BIJIRIN DAN SEDIAAN BIJIRIN CEREALS AND CEREAL PREPARATIONS	114.9	572.2	(457.4)	171.9	956.4	(784.5)
SAYUR-SAYURAN VEGETABLES	2.6	81.5	(78.9)	3.3	71.6	(68.3)
BUAH-BUAHAN FRUITS	6.0	134.3	(128.3)	10.3	168.9	(158.6)
GULA, SEDIAAN GULA DAN MADU SUGARS, SUGAR PREPARATIONS AND HONEY	520.1	35.5	484.6	363.7	54.9	308.8
KOPI, KOKO, TEH, REMPAH DAN KELUARAN COFFEE, COCOA, TEA, SPICES AND MANUFACTURES	297.8	499.0	(201.2)	231.0	598.8	(367.8)
LAIN-LAIN OTHERS	652.6	261.7	390.8	841.0	350.6	490.5
BAHAN MAKANAN UNTUK TERNAKAN FEEDING STUFF FOR ANIMALS	135.9	192.7	(56.9)	109.7	262.5	(152.8)
KELUARAN DAN SEDIAAN MAKANAN LAIN MISCELLANEOUS EDIBLE PRODUCTS AND PREPARATIONS	516.7	69.0	447.7	731.4	88.1	643.3
JUMLAH KEPERLUAN PERTANIAN TOTAL OF AGRICULTURAL INPUTS	257.2	154.3	102.9	268.7	590.8	(322.1)
BAJA FERTILIZERS	125.2	119.3	5.8	87.2	537.0	(449.8)
UBAT-UBATAN VETERINAR VETERINARY MEDICAMENTS	4.2	0.3	3.9	2.9	0.3	2.6

**JADUAL 25 : PERDAGANGAN LUAR NEGERI BAGI AGROMAKANAN DAN HASIL
PERTANIAN TERPILIH MENGIKUT NEGARA - VIETNAM**
TABLE 25 : EXTERNAL TRADE FOR AGROFOOD AND SELECTED
AGRICULTURAL PRODUCTS BY COUNTRIES - VIETNAM

KATEGORI CATEGORY	2021			2022		
	EXPORT/ EXPORTS	IMPORT IMPORTS	IMBANGAN DAGANGAN/ BALANCE OF TRADE	EXPORT/ EXPORTS	IMPORT IMPORTS	IMBANGAN DAGANGAN/ BALANCE OF TRADE
UBAT PEMBUNUH KUMAN, UBAT SERANGGA DSB. DISINFECTANTS, INSECTICIDES, FUNGICIDES, WEED KILLERS AND ANTI-SPROUTING PRODUCTS, ETC.	60.5	28.0	32.5	78.0	42.4	35.6
JENTERA PERTANIAN (TERMASUK TRAKTOR) DAN ALAT GANTI AGRICULTURAL MACHINERY (INCLUDING TRACTORS) AND PARTS	67.4	6.7	60.7	100.6	11.0	89.6
JUMLAH KELUARAN PERTANIAN LAIN TOTAL OF OTHER AGRICULTURAL PRODUCTS	2,466.8	1,518.4	948.4	2,944.8	2,004.2	940.6
BINATANG HIDUP (BUKAN BINATANG TERNAKAN) LIVE ANIMALS (NON LIVESTOCK)	0.0	0.3	(0.3)	0.0	0.2	(0.2)
IKAN HIASAN ORNAMENTAL FISH	6.3	0.3	5.9	3.1	2.0	1.1
RUMPAI LAUT SEAWEED	0.1	0.4	(0.3)	0.1	0.7	(0.7)
LAIN-LAIN PRODUK IKAN OTHER FISH PRODUCTS	0.2	1.2	(1.0)	-	67.4	(67.4)
MINUMAN DAN TEMBAKAU BEVERAGES AND TOBACCO	96.3	20.9	75.4	39.9	24.0	15.9
MINYAK KELAPA SAWIT PALM OIL	1,450.0	9.4	1,440.6	1,644.9	2.0	1,642.9
MINYAK ISIRUNG KELAPA SAWIT PALM KERNEL OIL	129.8	135.1	(5.3)	246.0	119.4	126.6
BUNGA-BUNGAAN FLORICULTURE	3.9	0.1	3.8	7.4	0.0	7.4
BAHAN TANAMAN UNTUK PEMBIAKAN SEEDS AND BUDS FOR SOWING	0.2	2.5	(2.3)	0.2	1.6	(1.4)
LEMAK HAIWAN DAN SAYURAN/LAIN-LAIN BIJI-BIJI MINYAK ANIMAL AND VEGETABLE FATS/OTHER OIL SEEDS	310.4	150.0	160.4	276.5	469.6	(193.1)
GETAH ASLI DAN SUSU GETAH NATURAL RUBBER AND NATURAL GUMS IN PRIMARY FORMS	14.5	66.9	(52.4)	3.2	72.7	(69.4)
KULIT DAN BULU BINATANG HIDES AND SKIN	0.7	8.6	(7.9)	2.4	4.3	(1.9)
GENTIAN ASLI NATURAL FIBRES	95.0	162.6	(67.6)	101.4	99.9	1.5
HASIL PERHUTANAN FORESTRY PRODUCTS	359.4	960.1	(600.8)	619.5	1,140.4	(520.9)
JUMLAH TOTAL	4,425.0	3,895.3	529.7	4,967.8	5,648.3	(680.5)

Nota/Notes :

¹ Binatang Ternakan/Livestock

² Tidak Termasuk Ikan Hiasan/Excluding Ornamental Fish

**JADUAL 25 : PERDAGANGAN LUAR NEGERI BAGI AGROMAKANAN DAN HASIL
PERTANIAN TERPILIH MENGIKUT NEGARA - VIETNAM**
TABLE 25 : EXTERNAL TRADE FOR AGROFOOD AND SELECTED
AGRICULTURAL PRODUCTS BY COUNTRIES - VIETNAM

KATEGORI CATEGORY	2023			2024 (JAN-FEB/JAN-FEB)		
	EXPORT/ EXPORTS	IMPORT IMPORTS	IMBANGAN DAGANGAN/ BALANCE OF TRADE	EXPORT/ EXPORTS	IMPORT IMPORTS	IMBANGAN DAGANGAN/ BALANCE OF TRADE
JUMLAH AGROMAKANAN TOTAL OF AGROFOOD	1,312.0	3,126.5	(1,814.5)	239.1	474.4	(235.3)
TERNAKAN LIVESTOCK	33.3	10.0	23.3	9.2	-	9.2
BINATANG HIDUP ¹ LIVE ANIMALS ¹	13.1	0.0	13.1	5.5	-	5.5
DAGING DAN SEDIAAN DAGING MEAT AND MEAT PREPARATIONS	9.3	10.0	(0.7)	1.4	-	1.4
HASIL TENUSU DAIRY PRODUCTS	10.9	0.0	10.9	2.3	-	2.3
TELUR UNGGAS POULTRY EGGS	-	0.0	(0.0)	-	-	-
PERIKANAN FISHERIES	154.9	758.0	(603.1)	14.3	110.5	(96.2)
IKAN, KRUSTASEA, MOLUSKA DAN SEDIAAN ² FISH, CRUSTACEANS, MOLLUSCS AND PREPARATIONS ²	154.9	758.0	(603.1)	14.3	110.5	(96.2)
TANAMAN FOOD CROPS	414.1	1,925.6	(1,511.6)	63.5	286.9	(223.4)
BIJIRIN DAN SEDIAAN BIJIRIN CEREALS AND CEREAL PREPARATIONS	132.9	1,044.3	(911.5)	19.3	109.0	(89.7)
SAYUR-SAYURAN VEGETABLES	3.4	69.1	(65.7)	0.4	13.4	(13.1)
BUAH-BUAHAN FRUITS	15.6	209.6	(194.0)	2.4	35.8	(33.3)
GULA, SEDIAAN GULA DAN MADU SUGARS, SUGAR PREPARATIONS AND HONEY	83.1	65.9	17.2	4.6	13.7	(9.2)
KOPI, KOKO, TEH, REMPAH DAN KELUARAN COFFEE, COCOA, TEA, SPICES AND MANUFACTURES	179.2	536.7	(357.5)	36.9	115.0	(78.1)
LAIN-LAIN OTHERS	709.8	432.8	276.9	152.1	77.0	75.1
BAHAN MAKANAN UNTUK TERNAKAN FEEDING STUFF FOR ANIMALS	85.7	364.0	(278.2)	56.7	58.8	(2.1)
KELUARAN DAN SEDIAAN MAKANAN LAIN MISCELLANEOUS EDIBLE PRODUCTS AND PREPARATIONS	624.0	68.9	555.1	95.4	18.2	77.2
JUMLAH KEPERLUAN PERTANIAN TOTAL OF AGRICULTURAL INPUTS	269.2	226.9	42.3	58.2	42.1	16.1
BAJA FERTILIZERS	150.2	197.6	(47.4)	37.6	37.4	0.2
UBAT-UBATAN VETERINAR VETERINARY MEDICAMENTS	2.4	-	2.4	0.4	-	0.4

**JADUAL 25 : PERDAGANGAN LUAR NEGERI BAGI AGROMAKANAN DAN HASIL
PERTANIAN TERPILIH MENGIKUT NEGARA - VIETNAM**
TABLE 25 : EXTERNAL TRADE FOR AGROFOOD AND SELECTED
AGRICULTURAL PRODUCTS BY COUNTRIES - VIETNAM

KATEGORI CATEGORY	2023			2024 (JAN-FEB/JAN-FEB)		
	EXPORT/ EXPORTS	IMPORT IMPORTS	IMBANGAN DAGANGAN/ BALANCE OF TRADE	EXPORT/ EXPORTS	IMPORT IMPORTS	IMBANGAN DAGANGAN/ BALANCE OF TRADE
UBAT PEMBUNUH KUMAN, UBAT SERANGGA DSB. DISINFECTANTS, INSECTICIDES, FUNGICIDES, WEED KILLERS AND ANTI-SPROUTING PRODUCTS, ETC.	73.4	23.4	50.0	13.3	3.6	9.7
JENTERA PERTANIAN (TERMASUK TRAKTOR) DAN ALAT GANTI AGRICULTURAL MACHINERY (INCLUDING TRACTORS) AND PARTS	43.2	5.8	37.4	6.9	1.0	5.8
JUMLAH KELUARAN PERTANIAN LAIN TOTAL OF OTHER AGRICULTURAL PRODUCTS	2,852.4	1,885.0	967.4	391.8	279.6	112.3
BINATANG HIDUP (BUKAN BINATANG TERNAKAN) LIVE ANIMALS (NON LIVESTOCK)	0.0	0.1	(0.1)	0.0	0.0	(0.0)
IKAN HIASAN ORNAMENTAL FISH	1.5	0.2	1.4	0.3	0.0	0.3
RUMPAI LAUT SEAWEED	0.0	0.1	(0.1)	-	0.0	(0.0)
LAIN-LAIN PRODUK IKAN OTHER FISH PRODUCTS	0.3	104.6	(104.3)		6.4	(6.4)
MINUMAN DAN TEMBAKAU BEVERAGES AND TOBACCO	65.7	16.1	49.6	21.9	1.5	20.4
MINYAK KELAPA SAWIT PALM OIL	1,784.4	-	1,784.4	207.1		207.1
MINYAK ISIRUNG KELAPA SAWIT PALM KERNEL OIL	109.9	-	109.9	19.0		19.0
BUNGA-BUNGAAN FLORICULTURE	6.0	0.0	5.9	0.8	0.1	0.7
BAHAN TANAMAN UNTUK PEMBIAKAN SEEDS AND BUDS FOR SOWING	0.2	1.6	(1.4)	0.0	0.1	(0.0)
LEMAK HAIWAN DAN SAYURAN/LAIN-LAIN BIJI-BIJI MINYAK ANIMAL AND VEGETABLE FATS/OTHER OIL SEEDS	209.9	407.6	(197.7)	28.4	52.9	(24.4)
GETAH ASLI DAN SUSU GETAH NATURAL RUBBER AND NATURAL GUMS IN PRIMARY FORMS	1.1	59.5	(58.5)	1.0	10.5	(9.6)
KULIT DAN BULU BINATANG HIDES AND SKIN	3.4	14.6	(11.2)	0.7	2.4	(1.7)
GENTIAN ASLI NATURAL FIBRES	150.5	89.8	60.7	17.5	13.7	3.8
HASIL PERHUTANAN FORESTRY PRODUCTS	519.6	1,190.7	(671.1)	95.1	192.0	(96.9)
JUMLAH TOTAL	4,433.7	5,238.4	(804.7)	689.1	796.0	(106.9)

Nota/Notes:

¹ Binatang Ternakan/Livestock

² Tidak Termasuk Ikan Hiasan/Excluding Ornamental Fish

**JADUAL 26 : PERDAGANGAN LUAR NEGERI BAGI AGROMAKANAN DAN HASIL
PERTANIAN TERPILIH MENGIKUT NEGARA - CAMBODIA**
TABLE 26 : EXTERNAL TRADE FOR AGROFOOD AND SELECTED
AGRICULTURAL PRODUCTS BY COUNTRIES - CAMBODIA

KATEGORI CATEGORY	2021			2022		
	EXPORT/ EXPORTS	IMPORT IMPORTS	IMBANGAN DAGANGAN/ BALANCE OF TRADE	EXPORT/ EXPORTS	IMPORT IMPORTS	IMBANGAN DAGANGAN/ BALANCE OF TRADE
JUMLAH AGROMAKANAN TOTAL OF AGROFOOD	84.2	129.2	(45.0)	124.4	151.8	(27.4)
TERNAKAN LIVESTOCK	6.9	-	6.9	10.1	-	10.1
BINATANG HIDUP ¹ LIVE ANIMALS ¹	-	-	-	-	-	-
DAGING DAN SEDIAAN DAGING MEAT AND MEAT PREPARATIONS	5.8	-	5.8	8.5	-	8.5
HASIL TENUSU DAIRY PRODUCTS	1.1	-	1.1	1.6	-	1.6
TELUR UNGGAS POULTRY EGGS	-	-	-	-	-	-
PERIKANAN FISHERIES	0.5	-	0.5	0.4	0.2	0.2
IKAN, KRUSTASEA, MOLUSKA DAN SEDIAAN ² FISH, CRUSTACEANS, MOLLUSCS AND PREPARATIONS ²	0.5	-	0.5	0.4	0.2	0.2
TANAMAN FOOD CROPS	57.7	129.1	(71.3)	87.6	151.6	(63.9)
BIJIRIN DAN SEDIAAN BIJIRIN CEREALS AND CEREAL PREPARATIONS	35.4	129.0	(93.5)	46.2	151.2	(105.0)
SAYUR-SAYURAN VEGETABLES	0.4	-	0.4	0.6	-	0.6
BUAH-BUAHAN FRUITS	1.6	-	1.6	3.9	-	3.9
GULA, SEDIAAN GULA DAN MADU SUGARS, SUGAR PREPARATIONS AND HONEY	2.1	-	2.1	8.2	-	8.2
KOPI, KOKO, TEH, REMPAH DAN KELUARAN COFFEE, COCOA, TEA, SPICES AND MANUFACTURES	18.2	0.1	18.1	28.8	0.4	28.4
LAIN-LAIN OTHERS	19.0	0.1	18.9	26.3	0.0	26.3
BAHAN MAKANAN UNTUK TERNAKAN FEEDING STUFF FOR ANIMALS	-	-	-	0.1	0.0	0.1
KELUARAN DAN SEDIAAN MAKANAN LAIN MISCELLANEOUS EDIBLE PRODUCTS AND PREPARATIONS	19.0	0.1	18.9	26.2	-	26.2
JUMLAH KEPERLUAN PERTANIAN TOTAL OF AGRICULTURAL INPUTS	16.4	0.2	16.2	12.2	-	12.2
BAJA FERTILIZERS	5.1	-	5.1	5.1	-	5.1
UBAT-UBATAN VETERINAR VETERINARY MEDICAMENTS	0.1	-	0.1	0.1	-	0.1

**JADUAL 26 : PERDAGANGAN LUAR NEGERI BAGI AGROMAKANAN DAN HASIL
PERTANIAN TERPILIH MENGIKUT NEGARA - CAMBODIA**
TABLE 26 : EXTERNAL TRADE FOR AGROFOOD AND SELECTED
AGRICULTURAL PRODUCTS BY COUNTRIES - CAMBODIA

KATEGORI CATEGORY	2021			2022		
	EXPORT/ EXPORTS	IMPORT IMPORTS	IMBANGAN DAGANGAN/ BALANCE OF TRADE	EXPORT/ EXPORTS	IMPORT IMPORTS	IMBANGAN DAGANGAN/ BALANCE OF TRADE
UBAT PEMBUNUH KUMAN, UBAT SERANGGA DSB. DISINFECTANTS, INSECTICIDES, FUNGICIDES, WEED KILLERS AND ANTI-SPROUTING PRODUCTS, ETC.	2.4	-	2.4	4.1	-	4.1
JENTERA PERTANIAN (TERMASUK TRAKTOR) DAN ALAT GANTI AGRICULTURAL MACHINERY (INCLUDING TRACTORS) AND PARTS	8.8	0.2	8.6	2.9	-	2.9
JUMLAH KELUARAN PERTANIAN LAIN TOTAL OF OTHER AGRICULTURAL PRODUCTS	109.3	35.8	73.5	120.5	44.0	76.5
BINATANG HIDUP (BUKAN BINATANG TERNAKAN) LIVE ANIMALS (NON LIVESTOCK)	-	-	-	0.0	-	0.0
IKAN HIASAN ORNAMENTAL FISH	-	-	-	-	-	-
RUMPAI LAUT SEAWEED	-	-	-	-	-	-
LAIN-LAIN PRODUK IKAN OTHER FISH PRODUCTS	-	-	-	-	-	-
MINUMAN DAN TEMBAKAU BEVERAGES AND TOBACCO	47.4	0.0	47.4	48.4	0.2	48.2
MINYAK KELAPA SAWIT PALM OIL	8.5	0.6	7.9	11.2	-	11.2
MINYAK ISIRUNG KELAPA SAWIT PALM KERNEL OIL	-	4.0	(4.0)	0.2	6.1	(5.8)
BUNGA-BUNGAAN FLORICULTURE	-	-	-	-	-	-
BAHAN TANAMAN UNTUK PEMBIAKAN SEEDS AND BUDS FOR SOWING	0.0	10.0	(10.0)	-	12.5	(12.5)
LEMAK HAIWAN DAN SAYURAN/LAIN-LAIN BIJI-BIJI MINYAK ANIMAL AND VEGETABLE FATS/OTHER OIL SEEDS	16.0	11.7	4.3	13.8	18.9	(5.0)
GETAH ASLI DAN SUSU GETAH NATURAL RUBBER AND NATURAL GUMS IN PRIMARY FORMS	2.8	8.9	(6.1)	2.6	6.0	(3.4)
KULIT DAN BULU BINATANG HIDES AND SKIN	-	-	-	0.0	-	0.0
GENTIAN ASLI NATURAL FIBRES	11.8	0.2	11.6	5.1	0.2	4.9
HASIL PERHUTANAN FORESTRY PRODUCTS	22.8	0.4	22.5	39.1	0.3	38.8
JUMLAH TOTAL	209.9	165.2	44.7	257.1	195.8	61.3

Nota/Notes :

¹ Binatang Ternakan/Livestock

² Tidak Termasuk Ikan Hiasan/Excluding Ornamental Fish

**JADUAL 26 : PERDAGANGAN LUAR NEGERI BAGI AGROMAKANAN DAN HASIL
PERTANIAN TERPILIH MENGIKUT NEGARA - CAMBODIA**
TABLE 26 : EXTERNAL TRADE FOR AGROFOOD AND SELECTED
AGRICULTURAL PRODUCTS BY COUNTRIES - CAMBODIA

KATEGORI CATEGORY	2023			2024 (JAN-FEB/JAN-FEB)		
	EXPORT/ EXPORTS	IMPORT IMPORTS	IMBANGAN DAGANGAN/ BALANCE OF TRADE	EXPORT/ EXPORTS	IMPORT IMPORTS	IMBANGAN DAGANGAN/ BALANCE OF TRADE
JUMLAH AGROMAKANAN TOTAL OF AGROFOOD	103.9	178.3	(74.4)	16.6	48.9	(32.4)
TERNAKAN LIVESTOCK	11.1	-	11.1	0.9	-	0.9
BINATANG HIDUP ¹ LIVE ANIMALS ¹	-	-	-	-	-	-
DAGING DAN SEDIAAN DAGING MEAT AND MEAT PREPARATIONS	9.0	-	9.0	0.8	-	0.8
HASIL TENUSU DAIRY PRODUCTS	2.0	-	2.0	0.1	-	0.1
TELUR UNGGAS POULTRY EGGS	-	-	-	-	-	-
PERIKANAN FISHERIES	0.7	-	0.7	0.0	-	0.0
IKAN, KRUSTASEA, MOLUSKA DAN SEDIAAN ² FISH, CRUSTACEANS, MOLLUSCS AND PREPARATIONS ²	0.7	-	0.7	0.0	-	0.0
TANAMAN FOOD CROPS	69.0	178.0	(109.0)	10.9	48.9	(38.0)
BIJIRIN DAN SEDIAAN BIJIRIN CEREALS AND CEREAL PREPARATIONS	37.2	177.8	(140.5)	5.2	48.8	(43.7)
SAYUR-SAYURAN VEGETABLES	0.7	-	0.7	0.2	0.1	0.1
BUAH-BUAHAN FRUITS	7.0	0.2	6.8	1.3	-	1.3
GULA, SEDIAAN GULA DAN MADU SUGARS, SUGAR PREPARATIONS AND HONEY	2.3	-	2.3	0.3	-	0.3
KOPI, KOKO, TEH, REMPAH DAN KELUARAN COFFEE, COCOA, TEA, SPICES AND MANUFACTURES	21.7	0.1	21.7	4.1	-	4.1
LAIN-LAIN OTHERS	23.2	0.3	22.8	4.7	-	4.7
BAHAN MAKANAN UNTUK TERNAKAN FEEDING STUFF FOR ANIMALS	0.2	-	0.2	0.0	-	0.0
KELUARAN DAN SEDIAAN MAKANAN LAIN MISCELLANEOUS EDIBLE PRODUCTS AND PREPARATIONS	23.0	0.3	22.7	4.7	-	4.7
JUMLAH KEPERLUAN PERTANIAN TOTAL OF AGRICULTURAL INPUTS	18.2	-	18.2	1.9	-	1.9
BAJA FERTILIZERS	5.4	-	5.4	0.9	-	0.9
UBAT-UBATAN VETERINAR VETERINARY MEDICAMENTS	0.0	-	0.0	-	-	-

**JADUAL 26 : PERDAGANGAN LUAR NEGERI BAGI AGROMAKANAN DAN HASIL
PERTANIAN TERPILIH MENGIKUT NEGARA - CAMBODIA**
TABLE 26 : EXTERNAL TRADE FOR AGROFOOD AND SELECTED
AGRICULTURAL PRODUCTS BY COUNTRIES - CAMBODIA

KATEGORI CATEGORY	RM JUTA/MILLION					
	2023			2024 (JAN-FEB/JAN-FEB)		
	EXPORT/ EXPORTS	IMPORT IMPORTS	IMBANGAN DAGANGAN/ BALANCE OF TRADE	EXPORT/ EXPORTS	IMPORT IMPORTS	IMBANGAN DAGANGAN/ BALANCE OF TRADE
UBAT PEMBUNUH KUMAN, UBAT SERANGGA DSB. DISINFECTANTS, INSECTICIDES, FUNGICIDES, WEED KILLERS AND ANTI-SPROUTING PRODUCTS, ETC.	2.7	-	2.7	0.0	-	0.0
JENTERA PERTANIAN (TERMASUK TRAKTOR) DAN ALAT GANTI AGRICULTURAL MACHINERY (INCLUDING TRACTORS) AND PARTS	10.1	-	10.1	1.0	-	1.0
JUMLAH KELUARAN PERTANIAN LAIN TOTAL OF OTHER AGRICULTURAL PRODUCTS	87.8	31.3	56.6	16.6	8.5	8.1
BINATANG HIDUP (BUKAN BINATANG TERNAKAN) LIVE ANIMALS (NON LIVESTOCK)	0.0	0.0	(0.0)	-	-	-
IKAN HIASAN ORNAMENTAL FISH	0.0	-	0.0	-	-	-
RUMPAI LAUT SEAWEED	-	-	-	-	-	-
LAIN-LAIN PRODUK IKAN OTHER FISH PRODUCTS	-	-	-	-	-	-
MINUMAN DAN TEMBAKAU BEVERAGES AND TOBACCO	43.2	0.1	43.2	8.6	0.0	8.6
MINYAK KELAPA SAWIT PALM OIL	6.6	-	6.6	1.5	-	1.5
MINYAK ISIRUNG KELAPA SAWIT PALM KERNEL OIL	0.0	-	0.0	-	-	-
BUNGA-BUNGAAN FLORICULTURE	0.0	-	0.0	-	-	-
BAHAN TANAMAN UNTUK PEMBIAKAN SEEDS AND BUDS FOR SOWING	-	11.7	(11.7)	-	0.6	(0.6)
LEMAK HAIWAN DAN SAYURAN/LAIN-LAIN BIJI-BIJI MINYAK ANIMAL AND VEGETABLE FATS/OTHER OIL SEEDS	12.1	15.2	(3.0)	1.5	7.3	(5.8)
GETAH ASLI DAN SUSU GETAH NATURAL RUBBER AND NATURAL GUMS IN PRIMARY FORMS	1.8	3.8	(2.0)	0.5	0.6	(0.1)
KULIT DAN BULU BINATANG HIDES AND SKIN	-	-	-	-	0.0	(0.0)
GENTIAN ASLI NATURAL FIBRES	1.3	0.4	0.8	0.2	-	0.2
HASIL PERHUTANAN FORESTRY PRODUCTS	22.7	0.1	22.6	4.4	0.0	4.3
JUMLAH TOTAL	209.9	209.6	0.3	35.1	57.5	(22.4)

Nota/Notes:

¹ Binatang Ternakan/Livestock

² Tidak Termasuk Ikan Hiasan/Excluding Ornamental Fish

**JADUAL 27 : PERDAGANGAN LUAR NEGERI BAGI AGROMAKANAN DAN HASIL
PERTANIAN TERPILIH MENGIKUT NEGARA - LAO PDR**
TABLE 27 : EXTERNAL TRADE FOR AGROFOOD AND SELECTED
AGRICULTURAL PRODUCTS BY COUNTRIES - LAO PDR

KATEGORI CATEGORY	2021			2022		
	EXPORT/ EXPORTS	IMPORT IMPORTS	IMBANGAN DAGANGAN/ BALANCE OF TRADE	EXPORT/ EXPORTS	IMPORT IMPORTS	IMBANGAN DAGANGAN/ BALANCE OF TRADE
JUMLAH AGROMAKANAN TOTAL OF AGROFOOD	1.0	0.4	0.6	1.3	0.0	1.3
TERNAKAN LIVESTOCK	-	-	-	-	-	-
BINATANG HIDUP ¹ LIVE ANIMALS ¹	-	-	-	-	-	-
DAGING DAN SEDIAAN DAGING MEAT AND MEAT PREPARATIONS	-	-	-	-	-	-
HASIL TENUSU DAIRY PRODUCTS	-	-	-	-	-	-
TELUR UNGGAS POULTRY EGGS	-	-	-	-	-	-
PERIKANAN FISHERIES	-	-	-	-	-	-
IKAN, KRUSTASEA, MOLUSKA DAN SEDIAAN ² FISH, CRUSTACEANS, MOLLUSCS AND PREPARATIONS ²	-	-	-	-	-	-
TANAMAN FOOD CROPS	0.3	0.4	(0.1)	0.6	0.0	0.6
BIJIRIN DAN SEDIAAN BIJIRIN CEREALS AND CEREAL PREPARATIONS	0.3	-	0.3	0.6	-	0.6
SAYUR-SAYURAN VEGETABLES	-	-	-	-	-	-
BUAH-BUAHAN FRUITS	-	-	-	-	-	-
GULA, SEDIAAN GULA DAN MADU SUGARS, SUGAR PREPARATIONS AND HONEY	-	-	-	0.1	-	0.1
KOPI, KOKO, TEH, REMPAH DAN KELUARAN COFFEE, COCOA, TEA, SPICES AND MANUFACTURES	-	0.4	(0.4)	0.0	0.0	(0.0)
LAIN-LAIN OTHERS	0.7	-	0.7	0.7	-	0.7
BAHAN MAKANAN UNTUK TERNAKAN FEEDING STUFF FOR ANIMALS	-	-	-	-	-	-
KELUARAN DAN SEDIAAN MAKANAN LAIN MISCELLANEOUS EDIBLE PRODUCTS AND PREPARATIONS	0.7	-	0.7	0.7	-	0.7
JUMLAH KEPERLUAN PERTANIAN TOTAL OF AGRICULTURAL INPUTS	1.6	4.4	(2.9)	6.7	140.7	(134.0)
BAJA FERTILIZERS	-	4.4	(4.4)	0.0	140.7	(140.7)
UBAT-UBATAN VETERINAR VETERINARY MEDICAMENTS	-	-	-	-	-	-

**JADUAL 27 : PERDAGANGAN LUAR NEGERI BAGI AGROMAKANAN DAN HASIL
PERTANIAN TERPILIH MENGIKUT NEGARA - LAO PDR**
TABLE 27 : EXTERNAL TRADE FOR AGROFOOD AND SELECTED
AGRICULTURAL PRODUCTS BY COUNTRIES - LAO PDR

KATEGORI CATEGORY	2021			2022		
	EXPORT/ EXPORTS	IMPORT IMPORTS	IMBANGAN DAGANGAN/ BALANCE OF TRADE	EXPORT/ EXPORTS	IMPORT IMPORTS	IMBANGAN DAGANGAN/ BALANCE OF TRADE
UBAT PEMBUNUH KUMAN, UBAT SERANGGA DSB. DISINFECTANTS, INSECTICIDES, FUNGICIDES, WEED KILLERS AND ANTI-SPROUTING PRODUCTS, ETC.	-	0.0	(0.0)	-	-	-
JENTERA PERTANIAN (TERMASUK TRAKTOR) DAN ALAT GANTI AGRICULTURAL MACHINERY (INCLUDING TRACTORS) AND PARTS	1.6	-	1.6	6.7	-	6.7
JUMLAH KELUARAN PERTANIAN LAIN TOTAL OF OTHER AGRICULTURAL PRODUCTS	2.0	4.5	(2.5)	2.3	2.4	(0.2)
BINATANG HIDUP (BUKAN BINATANG TERNAKAN) LIVE ANIMALS (NON LIVESTOCK)	-	-	-	-	-	-
IKAN HIASAN ORNAMENTAL FISH	-	-	-	-	-	-
RUMPAI LAUT SEAWEED	-	-	-	-	-	-
LAIN-LAIN PRODUK IKAN OTHER FISH PRODUCTS	-	-	-	-	-	-
MINUMAN DAN TEMBAKAU BEVERAGES AND TOBACCO	1.2	0.0	1.2	1.1	0.4	0.7
MINYAK KELAPA SAWIT PALM OIL	0.7	-	0.7	0.1	-	0.1
MINYAK ISIRUNG KELAPA SAWIT PALM KERNEL OIL	-	-	-	-	-	-
BUNGA-BUNGAAN FLORICULTURE	-	-	-	-	-	-
BAHAN TANAMAN UNTUK PEMBIAKAN SEEDS AND BUDS FOR SOWING	-	-	-	-	-	-
LEMAK HAIWAN DAN SAYURAN/LAIN-LAIN BIJI-BIJI MINYAK ANIMAL AND VEGETABLE FATS/OTHER OIL SEEDS	-	0.2	(0.2)	1.0	-	1.0
GETAH ASLI DAN SUSU GETAH NATURAL RUBBER AND NATURAL GUMS IN PRIMARY FORMS	-	2.2	(2.2)	-	2.0	(2.0)
KULIT DAN BULU BINATANG HIDES AND SKIN	-	-	-	-	-	-
GENTIAN ASLI NATURAL FIBRES	-	-	-	-	-	-
HASIL PERHUTANAN FORESTRY PRODUCTS	0.0	2.0	(2.0)	0.1	-	0.1
JUMLAH TOTAL	4.5	9.3	(4.8)	10.3	143.1	(132.8)

Nota/Notes :

¹ Binatang Ternakan/Livestock

² Tidak Termasuk Ikan Hiasan/Excluding Ornamental Fish

**JADUAL 27 : PERDAGANGAN LUAR NEGERI BAGI AGROMAKANAN DAN HASIL
PERTANIAN TERPILIH MENGIKUT NEGARA - LAO PDR**
TABLE 27 : EXTERNAL TRADE FOR AGROFOOD AND SELECTED
AGRICULTURAL PRODUCTS BY COUNTRIES - LAO PDR

KATEGORI CATEGORY	2023			2024 (JAN-FEB/JAN-FEB)		
	EXPORT/ EXPORTS	IMPORT IMPORTS	IMBANGAN DAGANGAN/ BALANCE OF TRADE	EXPORT/ EXPORTS	IMPORT IMPORTS	IMBANGAN DAGANGAN/ BALANCE OF TRADE
JUMLAH AGROMAKANAN TOTAL OF AGROFOOD	1.3	0.5	0.8	0.5	-	0.5
TERNAKAN LIVESTOCK	0.2	-	0.2	0.1	-	0.1
BINATANG HIDUP ¹ LIVE ANIMALS ¹	-	-	-	-	-	-
DAGING DAN SEDIAAN DAGING MEAT AND MEAT PREPARATIONS	-	-	-	-	-	-
HASIL TENUSU DAIRY PRODUCTS	0.2	-	0.2	0.1	-	0.1
TELUR UNGGAS POULTRY EGGS	-	-	-	-	-	-
PERIKANAN FISHERIES	-	-	-	-	-	-
IKAN, KRUSTASEA, MOLUSKA DAN SEDIAAN ² FISH, CRUSTACEANS, MOLLUSCS AND PREPARATIONS ²	-	-	-	-	-	-
TANAMAN FOOD CROPS	0.5	0.5	(0.0)	0.2	-	0.2
BIJIRIN DAN SEDIAAN BIJIRIN CEREALS AND CEREAL PREPARATIONS	0.4	-	0.4	0.2	-	0.2
SAYUR-SAYURAN VEGETABLES	-	-	-	-	-	-
BUAH-BUAHAN FRUITS	0.0	-	0.0	-	-	-
GULA, SEDIAAN GULA DAN MADU SUGARS, SUGAR PREPARATIONS AND HONEY	0.0	-	0.0	-	-	-
KOPI, KOKO, TEH, REMPAH DAN KELUARAN COFFEE, COCOA, TEA, SPICES AND MANUFACTURES	0.0	0.5	(0.4)	0.0	-	0.0
LAIN-LAIN OTHERS	0.7	-	0.7	0.2	-	0.2
BAHAN MAKANAN UNTUK TERNAKAN FEEDING STUFF FOR ANIMALS	-	-	-	-	-	-
KELUARAN DAN SEDIAAN MAKANAN LAIN MISCELLANEOUS EDIBLE PRODUCTS AND PREPARATIONS	0.7	-	0.7	0.2	-	0.2
JUMLAH KEPERLUAN PERTANIAN TOTAL OF AGRICULTURAL INPUTS	0.2	57.4	(57.2)	0.4	-	0.4
BAJA FERTILIZERS	0.1	57.4	(57.3)	-	-	-
UBAT-UBATAN VETERINAR VETERINARY MEDICAMENTS	-	-	-	0.0	-	0.0

**JADUAL 27 : PERDAGANGAN LUAR NEGERI BAGI AGROMAKANAN DAN HASIL
PERTANIAN TERPILIH MENGIKUT NEGARA - LAO PDR**
TABLE 27 : EXTERNAL TRADE FOR AGROFOOD AND SELECTED
AGRICULTURAL PRODUCTS BY COUNTRIES - LAO PDR

KATEGORI CATEGORY	2023			2024 (JAN-FEB/JAN-FEB)		
	EXPORT/ EXPORTS	IMPORT IMPORTS	IMBANGAN DAGANGAN/ BALANCE OF TRADE	EXPORT/ EXPORTS	IMPORT IMPORTS	IMBANGAN DAGANGAN/ BALANCE OF TRADE
UBAT PEMBUNUH KUMAN, UBAT SERANGGA DSB. DISINFECTANTS, INSECTICIDES, FUNGICIDES, WEED KILLERS AND ANTI-SPROUTING PRODUCTS, ETC.	-	-	-	-	-	-
JENTERA PERTANIAN (TERMASUK TRAKTOR) DAN ALAT GANTI AGRICULTURAL MACHINERY (INCLUDING TRACTORS) AND PARTS	0.2	0.0	0.2	0.4	-	0.4
JUMLAH KELUARAN PERTANIAN LAIN TOTAL OF OTHER AGRICULTURAL PRODUCTS	2.2	3.0	(0.8)	0.6	0.0	0.6
BINATANG HIDUP (BUKAN BINATANG TERNAKAN) LIVE ANIMALS (NON LIVESTOCK)	-	-	-	-	-	-
IKAN HIASAN ORNAMENTAL FISH	-	-	-	-	-	-
RUMPAI LAUT SEAWEED	-	-	-	-	-	-
LAIN-LAIN PRODUK IKAN OTHER FISH PRODUCTS	-	0.0	(0.0)	-	-	-
MINUMAN DAN TEMBAKAU BEVERAGES AND TOBACCO	0.1	1.9	(1.8)	0.4	0.0	0.4
MINYAK KELAPA SAWIT PALM OIL	-	-	-	-	-	-
MINYAK ISIRUNG KELAPA SAWIT PALM KERNEL OIL	-	-	-	-	-	-
BUNGA-BUNGAAN FLORICULTURE	-	-	-	-	-	-
BAHAN TANAMAN UNTUK PEMBIAKAN SEEDS AND BUDS FOR SOWING	-	-	-	-	-	-
LEMAK HAIWAN DAN SAYURAN/LAIN-LAIN BIJI-BIJI MINYAK ANIMAL AND VEGETABLE FATS/OTHER OIL SEEDS	2.1	-	2.1	0.3	-	-
GETAH ASLI DAN SUSU GETAH NATURAL RUBBER AND NATURAL GUMS IN PRIMARY FORMS	-	-	-	-	-	-
KULIT DAN BULU BINATANG HIDES AND SKIN	-	-	-	-	-	-
GENTIAN ASLI NATURAL FIBRES	-	-	-	-	-	-
HASIL PERHUTANAN FORESTRY PRODUCTS	0.0	1.1	(1.0)	0.0	-	0.0
JUMLAH TOTAL	3.7	60.8	(57.1)	1.5	0.0	1.5

Nota/Notes:

¹ Binatang Ternakan/Livestock

² Tidak Termasuk Ikan Hiasan/Excluding Ornamental Fish

**JADUAL 28 : PERDAGANGAN LUAR NEGERI BAGI AGROMAKANAN DAN HASIL
PERTANIAN TERPILIH MENGIKUT NEGARA - GERMANY**
TABLE 28 : EXTERNAL TRADE FOR AGROFOOD AND SELECTED
AGRICULTURAL PRODUCTS BY COUNTRIES - GERMANY

KATEGORI CATEGORY	2021			2022		
	EXPORT/ EXPORTS	IMPORT IMPORTS	IMBANGAN DAGANGAN/ BALANCE OF TRADE	EXPORT/ EXPORTS	IMPORT IMPORTS	IMBANGAN DAGANGAN/ BALANCE OF TRADE
JUMLAH AGROMAKANAN TOTAL OF AGROFOOD	73.1	626.3	(553.2)	93.4	837.9	(744.5)
TERNAKAN LIVESTOCK	0.3	256.1	(255.8)	0.4	318.7	(318.3)
BINATANG HIDUP ¹ LIVE ANIMALS ¹	-	-	-	-	-	-
DAGING DAN SEDIAAN DAGING MEAT AND MEAT PREPARATIONS	0.3	6.2	(5.9)	0.4	4.8	(4.5)
HASIL TENUSU DAIRY PRODUCTS	-	247.0	(247.0)	-	307.5	(307.5)
TELUR UNGGAS POULTRY EGGS	-	2.9	(2.9)	-	6.4	(6.4)
PERIKANAN FISHERIES	1.9	1.6	0.3	2.9	3.0	(0.1)
IKAN, KRUSTASEA, MOLUSKA DAN SEDIAAN ² FISH, CRUSTACEANS, MOLLUSCS AND PREPARATIONS ²	1.9	1.6	0.3	2.9	3.0	(0.1)
TANAMAN FOOD CROPS	50.0	215.2	(165.2)	79.7	326.4	(246.7)
BIJIRIN DAN SEDIAAN BIJIRIN CEREALS AND CEREAL PREPARATIONS	1.0	37.4	(36.4)	0.6	74.8	(74.2)
SAYUR-SAYURAN VEGETABLES	0.9	126.7	(125.8)	2.1	185.2	(183.0)
BUAH-BUAHAN FRUITS	2.0	3.6	(1.7)	0.5	3.8	(3.3)
GULA, SEDIAAN GULA DAN MADU SUGARS, SUGAR PREPARATIONS AND HONEY	4.0	7.2	(3.2)	2.8	5.5	(2.7)
KOPI, KOKO, TEH, REMPAH DAN KELUARAN COFFEE, COCOA, TEA, SPICES AND MANUFACTURES	42.2	40.4	1.8	73.6	57.1	16.5
LAIN-LAIN OTHERS	20.9	153.3	(132.4)	10.5	189.9	(179.4)
BAHAN MAKANAN UNTUK TERNAKAN FEEDING STUFF FOR ANIMALS	12.1	65.7	(53.6)	1.2	66.9	(65.7)
KELUARAN DAN SEDIAAN MAKANAN LAIN MISCELLANEOUS EDIBLE PRODUCTS AND PREPARATIONS	8.8	87.6	(78.8)	9.3	123.0	(113.7)
JUMLAH KEPERLUAN PERTANIAN TOTAL OF AGRICULTURAL INPUTS	30.1	408.9	(378.9)	32.9	946.4	(913.5)
BAJA FERTILIZERS	0.1	139.5	(139.5)	0.0	559.9	(559.9)
UBAT-UBATAN VETERINAR VETERINARY MEDICAMENTS	-	21.8	(21.8)	-	173.7	(173.7)

**JADUAL 28 : PERDAGANGAN LUAR NEGERI BAGI AGROMAKANAN DAN HASIL
PERTANIAN TERPILIH MENGIKUT NEGARA - GERMANY**
TABLE 28 : EXTERNAL TRADE FOR AGROFOOD AND SELECTED
AGRICULTURAL PRODUCTS BY COUNTRIES - GERMANY

KATEGORI CATEGORY	2021			2022		
	EXPORT/ EXPORTS	IMPORT IMPORTS	IMBANGAN DAGANGAN/ BALANCE OF TRADE	EXPORT/ EXPORTS	IMPORT IMPORTS	IMBANGAN DAGANGAN/ BALANCE OF TRADE
UBAT PEMBUNUH KUMAN, UBAT SERANGGA DSB. DISINFECTANTS, INSECTICIDES, FUNGICIDES, WEED KILLERS AND ANTI-SPROUTING PRODUCTS, ETC.	0.5	97.1	(96.6)	0.7	97.5	(96.8)
JENTERA PERTANIAN (TERMASUK TRAKTOR) DAN ALAT GANTI AGRICULTURAL MACHINERY (INCLUDING TRACTORS) AND PARTS	29.5	150.5	(120.9)	32.2	115.3	(83.1)
JUMLAH KELUARAN PERTANIAN LAIN TOTAL OF OTHER AGRICULTURAL PRODUCTS	842.4	551.7	290.7	800.1	490.0	310.1
BINATANG HIDUP (BUKAN BINATANG TERNAKAN) LIVE ANIMALS (NON LIVESTOCK)	0.2	0.1	0.0	0.3	0.3	(0.0)
IKAN HIASAN ORNAMENTAL FISH	0.4	-	0.4	0.4	-	0.4
RUMPAI LAUT SEAWEED	-	1.2	(1.2)	-	0.0	(0.0)
LAIN-LAIN PRODUK IKAN OTHER FISH PRODUCTS	-	0.0	(0.0)	-	0.0	(0.0)
MINUMAN DAN TEMBAKAU BEVERAGES AND TOBACCO	0.4	15.4	(15.1)	0.5	18.8	(18.4)
MINYAK KELAPA SAWIT PALM OIL	102.4	-	102.4	183.0	0.0	183.0
MINYAK ISIRUNG KELAPA SAWIT PALM KERNEL OIL	21.9	-	21.9	16.7	-	16.7
BUNGA-BUNGAAN FLORICULTURE	-	-	-	0.0	0.0	0.0
BAHAN TANAMAN UNTUK PEMBIAKAN SEEDS AND BUDS FOR SOWING	0.0	0.0	(0.0)	-	0.0	(0.0)
LEMAK HAIWAN DAN SAYURAN/LAIN-LAIN BIJI-BIJI MINYAK ANIMAL AND VEGETABLE FATS/OTHER OIL SEEDS	91.6	137.7	(46.1)	66.4	126.2	(59.7)
GETAH ASLI DAN SUSU GETAH NATURAL RUBBER AND NATURAL GUMS IN PRIMARY FORMS	201.1	-	201.1	191.0	0.9	190.1
KULIT DAN BULU BINATANG HIDES AND SKIN	1.1	6.0	(4.9)	0.2	0.2	(0.1)
GENTIAN ASLI NATURAL FIBRES	312.9	0.2	312.7	192.8	0.6	192.3
HASIL PERHUTANAN FORESTRY PRODUCTS	110.5	391.0	(280.5)	148.8	343.0	(194.2)
JUMLAH TOTAL	945.6	1,586.9	(641.3)	926.4	2,274.3	(1,347.9)

Nota/Notes:

¹ Binatang Ternakan/Livestock

² Tidak Termasuk Ikan Hiasan/Excluding Ornamental Fish

**JADUAL 28 : PERDAGANGAN LUAR NEGERI BAGI AGROMAKANAN DAN HASIL
PERTANIAN TERPILIH MENGIKUT NEGARA - GERMANY**
TABLE 28 : EXTERNAL TRADE FOR AGROFOOD AND SELECTED
AGRICULTURAL PRODUCTS BY COUNTRIES - GERMANY

KATEGORI CATEGORY	2023			2024 (JAN-FEB/JAN-FEB)		
	EXPORT/ EXPORTS	IMPORT IMPORTS	IMBANGAN DAGANGAN/ BALANCE OF TRADE	EXPORT/ EXPORTS	IMPORT IMPORTS	IMBANGAN DAGANGAN/ BALANCE OF TRADE
JUMLAH AGROMAKANAN TOTAL OF AGROFOOD	160.4	948.0	(787.6)	31.5	137.2	(105.7)
TERNAKAN LIVESTOCK	2.5	322.0	(319.5)	0.0	37.7	(37.7)
BINATANG HIDUP ¹ LIVE ANIMALS ¹	-	0.0	(0.0)	-	-	-
DAGING DAN SEDIAAN DAGING MEAT AND MEAT PREPARATIONS	2.5	3.8	(1.2)	0.0	-	0.0
HASIL TENUSU DAIRY PRODUCTS	-	312.6	(312.6)	-	35.5	(35.5)
TELUR UNGGAS POULTRY EGGS	-	5.7	(5.7)	0.0	2.2	(2.2)
PERIKANAN FISHERIES	2.1	1.5	0.6	-	0.1	(0.1)
IKAN, KRUSTASEA, MOLUSKA DAN SEDIAAN ² FISH, CRUSTACEANS, MOLLUSCS AND PREPARATIONS ²	2.1	1.5	0.6	-	0.1	(0.1)
TANAMAN FOOD CROPS	133.2	399.8	(266.7)	28.5	59.5	(31.0)
BIJIRIN DAN SEDIAAN BIJIRIN CEREALS AND CEREAL PREPARATIONS	1.3	43.0	(41.7)	0.6	13.8	(13.2)
SAYUR-SAYURAN VEGETABLES	0.2	270.7	(270.6)	0.2	33.2	(33.0)
BUAH-BUAHAN FRUITS	1.8	3.1	(1.3)	0.9	0.5	0.4
GULA, SEDIAAN GULA DAN MADU SUGARS, SUGAR PREPARATIONS AND HONEY	3.7	6.3	(2.6)	0.4	1.3	(1.0)
KOPI, KOKO, TEH, REMPAH DAN KELUARAN COFFEE, COCOA, TEA, SPICES AND MANUFACTURES	126.1	76.7	49.4	26.4	10.7	15.8
LAIN-LAIN OTHERS	22.6	224.6	(202.0)	3.1	40.0	(37.0)
BAHAN MAKANAN UNTUK TERNAKAN FEEDING STUFF FOR ANIMALS	13.4	70.5	(57.0)	0.5	14.1	(13.6)
KELUARAN DAN SEDIAAN MAKANAN LAIN MISCELLANEOUS EDIBLE PRODUCTS AND PREPARATIONS	9.1	154.1	(145.0)	2.6	25.9	(23.3)
JUMLAH KEPERLUAN PERTANIAN TOTAL OF AGRICULTURAL INPUTS	18.4	609.2	(590.9)	2.6	61.2	(58.5)
BAJA FERTILIZERS	0.0	98.9	(98.9)	0.0	11.0	(11.0)
UBAT-UBATAN VETERINAR VETERINARY MEDICAMENTS	0.0	296.9	(296.9)	0.3	28.9	(28.5)

**JADUAL 28 : PERDAGANGAN LUAR NEGERI BAGI AGROMAKANAN DAN HASIL
PERTANIAN TERPILIH MENGIKUT NEGARA - GERMANY**
TABLE 28 : EXTERNAL TRADE FOR AGROFOOD AND SELECTED
AGRICULTURAL PRODUCTS BY COUNTRIES - GERMANY

KATEGORI CATEGORY	2023			2024 (JAN-FEB/JAN-FEB)		
	EXPORT/ EXPORTS	IMPORT IMPORTS	IMBANGAN DAGANGAN/ BALANCE OF TRADE	EXPORT/ EXPORTS	IMPORT IMPORTS	IMBANGAN DAGANGAN/ BALANCE OF TRADE
UBAT PEMBUNUH KUMAN, UBAT SERANGGA DSB. DISINFECTANTS, INSECTICIDES, FUNGICIDES, WEED KILLERS AND ANTI-SPROUTING PRODUCTS, ETC.	0.2	78.5	(78.3)	0.0	8.0	(8.0)
JENTERA PERTANIAN (TERMASUK TRAKTOR) DAN ALAT GANTI AGRICULTURAL MACHINERY (INCLUDING TRACTORS) AND PARTS	18.2	134.9	(116.7)	2.3	13.3	(11.0)
JUMLAH KELUARAN PERTANIAN LAIN TOTAL OF OTHER AGRICULTURAL PRODUCTS	806.2	561.7	244.6	234.6	77.4	157.2
BINATANG HIDUP (BUKAN BINATANG TERNAKAN) LIVE ANIMALS (NON LIVESTOCK)	0.2	0.1	0.0	0.0	0.1	(0.0)
IKAN HIASAN ORNAMENTAL FISH	0.3	-	0.3	0.1	-	0.1
RUMPAI LAUT SEAWEED	-	0.8	(0.8)	-	0.1	(0.1)
LAIN-LAIN PRODUK IKAN OTHER FISH PRODUCTS	-	0.2	(0.2)	-	0.0	(0.0)
MINUMAN DAN TEMBAKAU BEVERAGES AND TOBACCO	1.1	25.4	(24.3)	0.1	1.8	(1.6)
MINYAK KELAPA SAWIT PALM OIL	161.2	0.0	161.2	82.0	-	82.0
MINYAK ISIRUNG KELAPA SAWIT PALM KERNEL OIL	1.7	0.6	1.2	0.1	-	0.1
BUNGA-BUNGAAN FLORICULTURE	0.0	0.0	0.0	0.0	-	0.0
BAHAN TANAMAN UNTUK PEMBIAKAN SEEDS AND BUDS FOR SOWING	0.0	0.1	(0.1)	-	0.0	(0.0)
LEMAK HAIWAN DAN SAYURAN/LAIN-LAIN BIJI-BIJI MINYAK ANIMAL AND VEGETABLE FATS/OTHER OIL SEEDS	69.2	177.3	(108.1)	21.8	29.9	(8.1)
GETAH ASLI DAN SUSU GETAH NATURAL RUBBER AND NATURAL GUMS IN PRIMARY FORMS	358.1	-	358.1	75.6	-	75.6
KULIT DAN BULU BINATANG HIDES AND SKIN	0.3	0.4	(0.1)	-	0.0	(0.0)
GENTIAN ASLI NATURAL FIBRES	131.0	0.0	131.0	42.8	0.0	42.8
HASIL PERHUTANAN FORESTRY PRODUCTS	82.9	356.6	(273.7)	12.0	45.6	(33.6)
JUMLAH TOTAL	985.0	2,118.9	(1,133.9)	268.8	275.8	(7.1)

Nota/Notes:

¹ Binatang Ternakan/Livestock

² Tidak Termasuk Ikan Hiasan/Excluding Ornamental Fish

JADUAL 29 : PURATA KADAR PERTUKARAN
TABLE 29 : AVERAGE EXCHANGE RATES

Tempoh	RM bagi seunit / RM per unit of											
	SDR ¹	USD	GBP	Euro	100 SF	100 HKD	100 JPY	CNY	SGD	100 IDR	100 THB	
Period	Akhir tempoh / End of period											
2015	5.9912	4.2920	6.3607	4.6918	434.1934	55.3735	3.5645	0.6610	3.0356	0.0311	11.9222	
2016	6.0394	4.4860	5.5108	4.7238	439.4164	57.8451	3.8442	0.6455	3.1016	0.0334	12.5167	
2017	5.7892	4.0620	5.4660	4.8510	415.0404	51.9560	3.6020	0.6230	3.0392	0.0300	12.4334	
2018	5.7565	4.1385	5.2532	4.7340	420.2590	52.8419	3.7475	0.6017	3.0322	0.0286	12.7006	
2019	5.6509	4.0925	5.3722	4.5852	422.8227	52.5724	3.7655	0.5866	3.0387	0.0295	13.6827	
2020	5.7560	4.0130	5.4653	4.9324	455.1178	51.7663	3.8891	0.6143	3.0354	0.0286	13.3990	
2021	5.8377	4.1760	5.6361	4.7256	456.7179	53.5505	3.6286	0.6552	3.0896	0.0293	12.5011	
2022	5.8637	4.4130	5.3159	4.7038	478.0372	56.5947	3.3264	0.6342	3.2819	0.0283	12.7811	
2023	6.1752	4.5915	5.8484	5.0810	544.5006	58.7633	3.2452	0.6469	3.4822	0.0297	13.4353	
2021	JAN/JAN	5.8143	4.0540	5.5556	4.9041	455.53	52.292	3.8800	0.6273	3.0451	0.0288	13.5178
	FEB/FEB	5.8341	4.0495	5.6634	4.9240	447.29	52.221	3.8176	0.6260	3.0496	0.0284	13.4356
	MAC/MAR	5.8765	4.1590	5.7093	4.8691	440.57	53.494	3.7521	0.6337	3.0870	0.0286	13.2494
	APR/APR	5.8904	4.1045	5.7243	4.9738	451.49	52.867	3.7715	0.6346	3.0948	0.0284	13.1597
	MEI/MAY	5.9476	4.1380	5.8747	5.0477	460.24	53.318	3.7726	0.6504	3.1283	0.0289	13.2416
	JUN/JUNE	5.9261	4.1543	5.7547	4.9444	450.91	53.504	3.7600	0.6433	3.0902	0.0286	12.9537
	JUL/JULY	6.0373	4.2305	5.8984	5.0252	466.43	54.416	3.8629	0.6549	3.1259	0.0293	12.8587
	OGOS/AUG	5.9036	4.1690	5.7403	4.9213	457.65	53.530	3.7981	0.6446	3.0954	0.0290	12.8139
	SEPT/SEPT	5.8954	4.1880	5.6352	4.8598	448.66	53.785	3.7423	0.6475	3.0770	0.0293	12.3540
	OKT/OCT	5.8690	4.1440	5.7166	4.8385	454.54	53.284	3.6477	0.6484	3.0825	0.0293	12.4857
	NOV/NOV	5.8904	4.2265	5.6301	4.7753	458.13	54.188	3.7184	0.6633	3.0883	0.0295	12.5397
	DIS/DEC	5.8377	4.1760	5.6361	4.7256	456.72	53.550	3.6286	0.6552	3.0896	0.0293	12.5011
2022	JAN/JAN	5.8570	4.1890	5.6177	4.6753	449.85	53.725	3.6257	0.6585	3.0903	0.0291	12.5288
	FEB/FEB	5.8516	4.2010	5.6073	4.6845	453.18	53.771	3.6364	0.6656	3.0895	0.0292	12.8255
	MAC/MAR	5.8185	4.2040	5.5142	4.6933	454.68	53.695	3.4365	0.6621	3.1061	0.0293	12.6000
	APR/APR	5.8178	4.3590	5.4413	4.5826	448.73	55.547	3.3365	0.6559	3.1481	0.0301	12.6678
	MEI/MAY	5.9211	4.3755	5.5204	4.7043	456.07	55.749	3.4161	0.6564	3.1947	0.0300	12.8042
	JUN/JUNE	5.8543	4.4055	5.3430	4.6046	461.72	56.140	3.2250	0.6581	3.1656	0.0296	12.4749
	JUL/JULY	5.8920	4.4485	5.4234	4.5433	467.23	56.670	3.3403	0.6598	3.2276	0.0300	12.1353
	OGOS/AUG	5.8331	4.4845	5.2475	4.4834	463.35	57.141	3.2359	0.6483	3.2107	0.0301	12.3040
	SEPT/SEPT	5.9509	4.6410	5.1429	4.5482	475.32	59.123	3.2064	0.6524	3.2365	0.0305	12.2188
	OKT/OCT	6.0713	4.7265	5.4856	4.7100	474.41	60.214	3.1961	0.6509	3.3492	0.0303	12.4455
	NOV/NOV	5.7950	4.4750	5.3604	4.6307	469.67	57.308	3.2249	0.6265	3.2613	0.0284	12.6538
	DIS/DEC	5.8637	4.4130	5.3159	4.7038	478.04	56.595	3.3264	0.6342	3.2819	0.0283	12.7811
2023	JAN/JAN	5.7317	4.2475	5.2431	4.6064	459.21	54.203	3.2612	0.6287	3.2321	0.0283	12.9675
	FEB/FEB	5.9610	4.4835	5.4033	4.7494	478.85	57.130	3.2910	0.6466	3.3262	0.0294	12.7890
	MAC/MAR	5.9491	4.4090	5.4661	4.8089	482.62	56.169	3.3209	0.6427	3.3229	0.0295	12.9315
	APR/APR	6.0121	4.4585	5.5702	4.9128	498.66	56.797	3.3318	0.6448	3.3420	0.0305	13.0681
	MEI/MAY	6.1224	4.6165	5.7192	4.9387	508.37	58.940	3.3026	0.6498	3.4100	0.0308	13.2868
	JUN/JUNE	6.2082	4.6790	5.9042	5.0865	520.76	59.718	3.2319	0.6455	3.4517	0.0312	13.1248
	JUL/JULY	6.0645	4.5405	5.8348	5.0005	521.03	58.209	3.2033	0.6353	3.4094	0.0301	13.2550
	OGOS/AUG	6.1721	4.6380	5.8580	5.0410	527.80	59.114	3.1731	0.6362	3.4301	0.0304	13.2203
	SEPT/SEPT	6.1864	4.6900	5.7305	4.9601	513.21	59.917	3.1395	0.6423	3.4368	0.0303	12.8177
	OKT/OCT	6.2729	4.7660	5.7881	5.0496	527.91	60.915	3.1796	0.6513	3.4868	0.0300	13.2169
	NOV/NOV	6.2365	4.6530	5.9086	5.1067	533.26	59.581	3.1633	0.6531	3.4944	0.0300	13.3381
	DIS/DEC	6.1752	4.5915	5.8484	5.0810	544.50	58.763	3.2452	0.6469	3.4822	0.0297	13.4353
2024	JAN/JAN	6.2850	4.7305	5.9969	5.1179	548.05	60.513	3.2020	0.6587	3.5280	0.0299	13.3555
	FEB/FEB	6.2908	4.7630	6.0335	5.1617	542.24	60.852	3.1793	0.6620	3.5424	0.0303	13.2600
	MAC/MAR											
	APR/APR											
	MEI/MAY											
	JUN/JUNE											
	JUL/JULY											
	OGOS/AUG											
	SEPT/SEPT											
	OKT/OCT											
	NOV/NOV											
	DIS/DEC											

1. Kadar SDR harian yang diterbitkan di laman sesawang BNM adalah berdasarkan kadar SDR Dolar Amerika terkini dan kadar pertengahan USD/MYR semasa. Kadar SDR Dolar Amerika mempunyai lat masa 1 hari disebabkan oleh perbezaan zon waktu.
The daily SDR rates published on the BNM website are based on latest available US Dollar SDR rates and prevailing USD/MYR mid-rates. The US Dollar SDR rate is at a 1-day lag due to different time zones.