



Kementerian Pertanian dan Keterjaminan Makanan
Ministry of Agriculture and Food Security

RINGKASAN PERDAGANGAN LUAR NEGERI

AGROMAKANAN DAN HASIL PERTANIAN TERPILIH

*SUMMARY OF EXTERNAL TRADE
AGROFOOD AND SELECTED AGRICULTURAL PRODUCTS*

2023

NOVEMBER/ NOVEMBER



Bahagian Dasar dan Perancangan Strategik
Policy and Strategic Planning Division



Kementerian Pertanian dan Keterjaminan Makanan
Ministry of Agriculture and Food Security

**RINGKASAN PERDAGANGAN LUAR NEGERI
AGROMAKANAN DAN HASIL PERTANIAN TERPILIH**

***SUMMARY OF EXTERNAL TRADE
AGROFOOD AND SELECTED AGRICULTURAL PRODUCTS***

**NOVEMBER
NOVEMBER 2023**

Bahagian Dasar dan Perancangan Strategik
Policy and Strategic Planning Division

Pertanyaan/Cadangan:
Queries/Suggestions:

Bahagian Dasar dan Perancangan Strategik
Policy and Strategic Planning Division
Kementerian Pertanian dan Keterjaminan Makanan
Ministry of Agriculture and Food Security
Wisma Tani
No. 28, Persiaran Perdana
Presint 4, Pusat Pentadbiran Kerajaan Persekutuan
62624 Putrajaya
MALAYSIA

Telefon/Telephone: 03 - 88701155

Dikeluarkan pada Februari 2024
Released in February 2024

Persembahan data dan pengkelasan komoditi di dalam penerbitan ini diolah oleh Kementerian Pertanian dan Keterjaminan Makanan Malaysia berasaskan data asal yang diperolehi daripada Jabatan Perangkaan Malaysia.

Untuk makluman, data bagi tahun 2022 dan ke belakang yang dipersembahkan di dalam penerbitan ini adalah data muktamad. Manakala, data bagi tahun 2023 adalah data sementara.

The presentation of data and classification of commodities in this publication was processed by the Ministry of Agriculture and Food Security Malaysia based on original data obtained from the Department of Statistics Malaysia.

For information, the data for the year 2022 and backward presented in this publication is the final data. Meanwhile, the data for the year 2023 are temporary data.

KANDUNGAN CONTENTS

	Muka surat Page
Penemuan Utama <i>Main Findings</i>	1
Ringkasan penemuan <i>Summary of findings</i>	5
Jadual <i>Tables</i>	
1. Eksport, Import, Jumlah Dagangan dan Imbangan Dagangan <i>Exports, Imports, Total Trade and Balance of Trade</i>	15
2. Eksport, Import, Jumlah Dagangan dan Imbangan Dagangan bagi Agromakanan dan Hasil Pertanian Terpilih <i>Exports, Imports, Total Trade and Balance of Trade for Agrofood and Selected Agricultural Products</i>	16
3. Eksport, Import, Jumlah Dagangan dan Imbangan Dagangan bagi Bahan Makanan <i>Exports, Imports, Total Trade and Balance of Trade for Foodstuff</i>	17
4. Eksport, Import, Jumlah Dagangan dan Imbangan Dagangan bagi Keperluan Pertanian <i>Exports, Imports, Total Trade and Balance of Trade for Agricultural Inputs</i>	18
5. Eksport, Import, Jumlah Dagangan dan Imbangan Dagangan bagi Keluaran Pertanian Lain <i>Exports, Imports, Total Trade and Balance of Trade for other Agricultural Products</i>	19
6. Eksport bagi Agromakanan dan Hasil Pertanian Terpilih Mengikut Kategori <i>Exports for Agrofood and Selected Agricultural Products by Category</i>	20
7. Import bagi Agromakanan dan Hasil Pertanian Terpilih Mengikut Kategori <i>Imports for Agrofood and Selected Agricultural Products by Category</i>	22
8. Eksport Bahan Makanan Mengikut Komoditi Terpilih <i>Exports of Foodstuff by Selected Commodities</i>	24
9. Import Bahan Makanan Mengikut Komoditi Terpilih <i>Imports of Foodstuff by Selected Commodities</i>	31
10. Eksport dan Import Bahan Makanan Mengikut Negara Asal & yang Dituju <i>Exports and Imports for Foodstuff by Country of Origin & Destination</i>	38
11. Perdagangan Luar Negeri bagi Agromakanan dan Hasil Pertanian Terpilih Mengikut Negara - Italy <i>External Trade for Agrofood and Selected Agricultural Products by Countries - Italy</i>	41
12. Perdagangan Luar Negeri bagi Agromakanan dan Hasil Pertanian Terpilih Mengikut Negara - United Arab Emirates <i>External Trade for Agrofood and Selected Agricultural Products by Countries - United Arab Emirates</i>	45
13. Perdagangan Luar Negeri bagi Agromakanan dan Hasil Pertanian Terpilih Mengikut Negara - United States <i>External Trade for Agrofood and Selected Agricultural Products by Countries - United States</i>	49
14. Perdagangan Luar Negeri bagi Agromakanan dan Hasil Pertanian Terpilih Mengikut Negara - Japan <i>External Trade for Agrofood and Selected Agricultural Products by Countries - Japan</i>	53

KANDUNGAN CONTENTS

	Muka surat Page
Jadual <i>Tables</i>	
15. Perdagangan Luar Negeri bagi Agromakanan dan Hasil Pertanian Terpilih Mengikut Negara - Australia <i>External Trade for Agrofood and Selected Agricultural Products by Countries - Australia</i>	57
16. Perdagangan Luar Negeri bagi Agromakanan dan Hasil Pertanian Terpilih Mengikut Negara - New Zealand <i>External Trade for Agrofood and Selected Agricultural Products by Countries - New Zealand</i>	61
17. Perdagangan Luar Negeri bagi Agromakanan dan Hasil Pertanian Terpilih Mengikut Negara - Netherlands <i>External Trade for Agrofood and Selected Agricultural Products by Countries - Netherlands</i>	65
18. Perdagangan Luar Negeri bagi Agromakanan dan Hasil Pertanian Terpilih Mengikut Negara - China <i>External Trade for Agrofood and Selected Agricultural Products by Countries - China</i>	69
19. Perdagangan Luar Negeri bagi Agromakanan dan Hasil Pertanian Terpilih Mengikut Negara - Thailand <i>External Trade for Agrofood and Selected Agricultural Products by Countries - Thailand</i>	73
20. Perdagangan Luar Negeri bagi Agromakanan dan Hasil Pertanian Terpilih Mengikut Negara - Singapore <i>External Trade for Agrofood and Selected Agricultural Products by Countries - Singapore</i>	77
21. Perdagangan Luar Negeri bagi Agromakanan dan Hasil Pertanian Terpilih Mengikut Negara - Indonesia <i>External Trade for Agrofood and Selected Agricultural Products by Countries - Indonesia</i>	81
22. Perdagangan Luar Negeri bagi Agromakanan dan Hasil Pertanian Terpilih Mengikut Negara - Brunei Darussalam <i>External Trade for Agrofood and Selected Agricultural Products by Countries - Brunei Darussalam</i>	85
23. Perdagangan Luar Negeri bagi Agromakanan dan Hasil Pertanian Terpilih Mengikut Negara - Philippines <i>External Trade for Agrofood and Selected Agricultural Products by Countries - Philippines</i>	89
24. Perdagangan Luar Negeri bagi Agromakanan dan Hasil Pertanian Terpilih Mengikut Negara - Myanmar <i>External Trade for Agrofood and Selected Agricultural Products by Countries - Myanmar</i>	93
25. Perdagangan Luar Negeri bagi Agromakanan dan Hasil Pertanian Terpilih Mengikut Negara - Vietnam <i>External Trade for Agrofood and Selected Agricultural Products by Countries - Vietnam</i>	97
26. Perdagangan Luar Negeri bagi Agromakanan dan Hasil Pertanian Terpilih Mengikut Negara - Cambodia <i>External Trade for Agrofood and Selected Agricultural Products by Countries - Cambodia</i>	101
27. Perdagangan Luar Negeri bagi Agromakanan dan Hasil Pertanian Terpilih Mengikut Negara - LAO PDR <i>External Trade for Agrofood and Selected Agricultural Products by Countries - LAO PDR</i>	105
28. Perdagangan Luar Negeri bagi Agromakanan dan Hasil Pertanian Terpilih Mengikut Negara - Germany <i>External Trade for Agrofood and Selected Agricultural Products by Countries - Germany</i>	109

KANDUNGAN CONTENTS

Muka surat
Page

29. Purata Kadar Pertukaran <i>Average Exchange Rates</i>	113
Carta <i>Charts</i>	
1. Prestasi Perdagangan Agromakanan dan Hasil Pertanian Terpilih, November 2023 <i>Agrofood and Selected Agricultural Products Trade Performance, November 2023</i>	7
2. Peratus Sumbangan Agromakanan dan Hasil Pertanian Terpilih, November 2023 <i>Percentage Share of Agrofood and Selected Agricultural Products, November 2023</i>	7
3. Eksport dan Import Agromakanan, November 2023 <i>Exports and Imports of Agrofood, November 2023</i>	8
4. Perdagangan Agromakanan dan Hasil Pertanian Terpilih, November 2023 & Januari hingga November 2023 <i>External Trade of Agrofood and Selected Agricultural Products, November 2023 & January to November 2023</i>	9

Muka surat ini sengaja dibiarkan kosong.
This page is deliberately left blank.



PENEMUAN UTAMA
MAIN FINDINGS

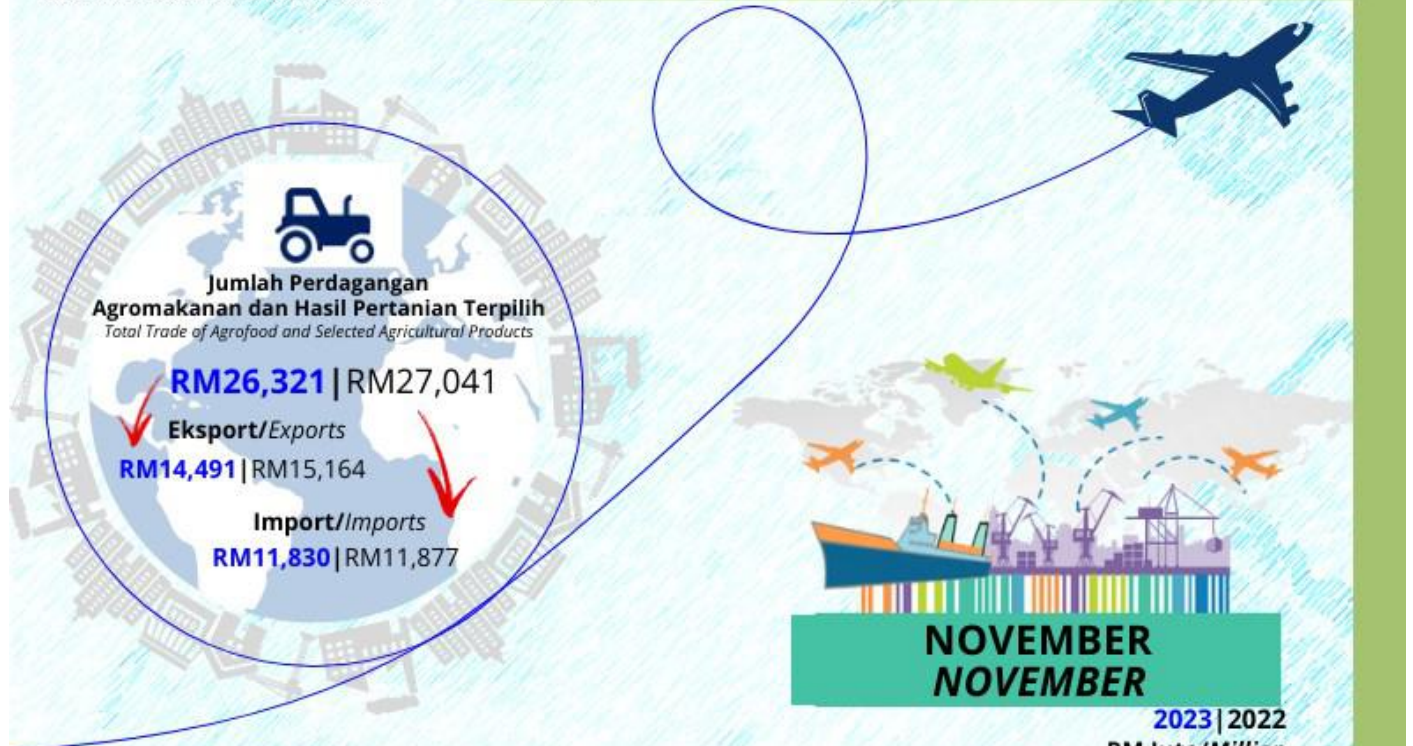
Muka surat ini sengaja dibiarkan kosong.
This page is deliberately left blank.

PENEMUAN UTAMA MAIN FINDINGS



KEMENTERIAN PERTANIAN DAN KETERJAMINAN MAKANAN
MINISTRY OF AGRICULTURE AND FOOD SECURITY

PRESTASI PERDAGANGAN Agromakanan dan Hasil Pertanian Terpilih *Agrofood and Selected Agricultural Products Trade Performance*



Import/Imports
RM11,830 | RM11,877 **-0.4%**



**Agromakanan/
Agrofood**

**Keperluan Pertanian/
Agricultural Inputs**

**Keluaran Pertanian Lain/
Other Agricultural Products**



Eksport/Exports
RM14,491 | RM15,164 **-4.4%**

BAHAGIAN DASAR DAN PERANCANGAN STRATEGIK
KEMENTERIAN PERTANIAN DAN KETERJAMINAN MAKANAN
Policy and Strategic Planning Division, Ministry of Agriculture and Food Security



Muka surat ini sengaja dibiarkan kosong.
This page is deliberately left blank.

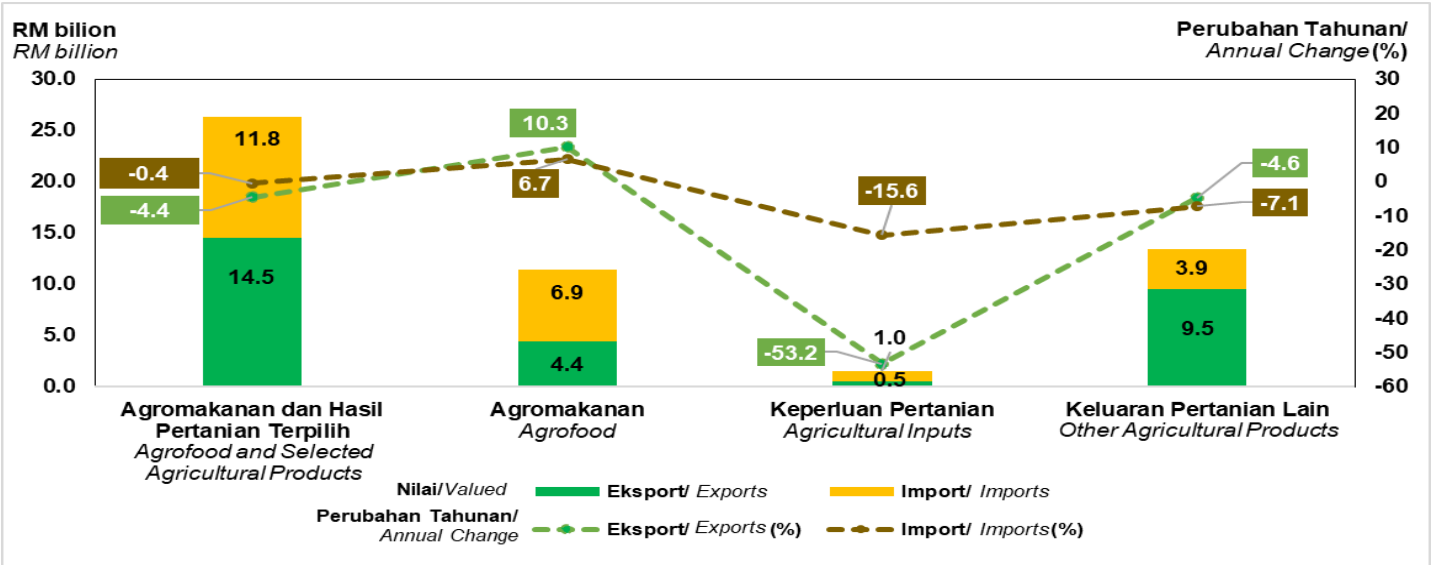


RINGKASAN PENEMUAN
SUMMARY OF FINDINGS

Muka surat ini sengaja dibiarkan kosong.
This page is deliberately left blank.

Carta 1
Chart 1

Prestasi Perdagangan Agromakanan dan Hasil Pertanian Terpilih, November 2023
Agrofood and Selected Agricultural Products Trade Performance, November 2023

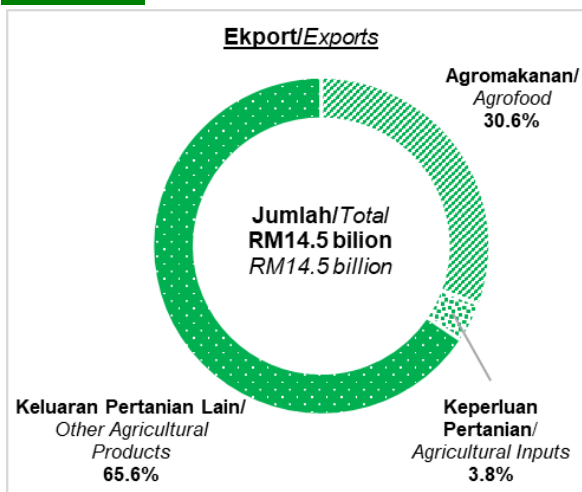


Jumlah perdagangan agromakanan dan hasil pertanian terpilih Malaysia menurun 2.7 peratus kepada RM26.3 bilion pada November 2023 daripada RM27.0 bilion yang dicatatkan pada November 2022. Eksport menurun 4.4 peratus kepada RM14.5 bilion pada November 2023 manakala import berjumlah RM11.8 bilion, menurun 0.4 peratus tahun ke tahun. Imbangan perdagangan pula mencatatkan lebihan RM2.7 bilion pada bulan rujukan.

The trade volume of agrofood and selected agricultural products in Malaysia decreased by 2.7 per cent to RM26.3 billion in November 2023 from RM27.0 billion recorded in November 2022. Exports declined by 4.4 per cent to RM14.5 billion in November 2023, while imports totaled RM11.8 billion, a decrease of 0.4 per cent year-on-year. The trade balance, on the other hand, registered a surplus of RM2.7 billion in the reference month.

Carta 2
Chart 2

Peratus Sumbangan Agromakanan dan Hasil Pertanian Terpilih, November 2023
Percentage Share of Agrofood and Selected Agricultural Products, November 2023

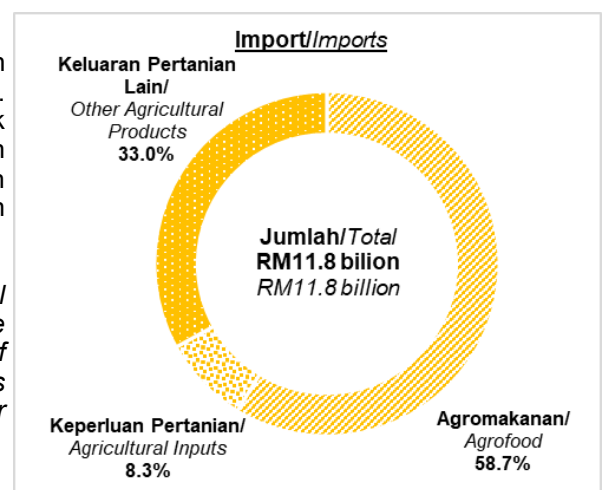


Eksport agromakanan dan hasil pertanian terpilih Malaysia mencatatkan RM14.5 bilion pada November 2023, mencerminkan penurunan 4.4 peratus berbanding RM15.2 bilion yang direkodkan pada bulan yang sama tahun sebelumnya. Ini disumbangkan oleh Keluaran Pertanian Lain (65.6%), Agromakanan (30.6%) dan Keperluan Pertanian (3.8%).

The exports of agrofood and selected agricultural products in Malaysia amounted to RM14.5 billion in November 2023, reflecting a decrease of 4.4 per cent compared to RM15.2 billion recorded in the same month of the previous year. This was contributed by Other Agricultural Products (65.6%), Agrofood (30.6%) and Agricultural Inputs (3.8%).

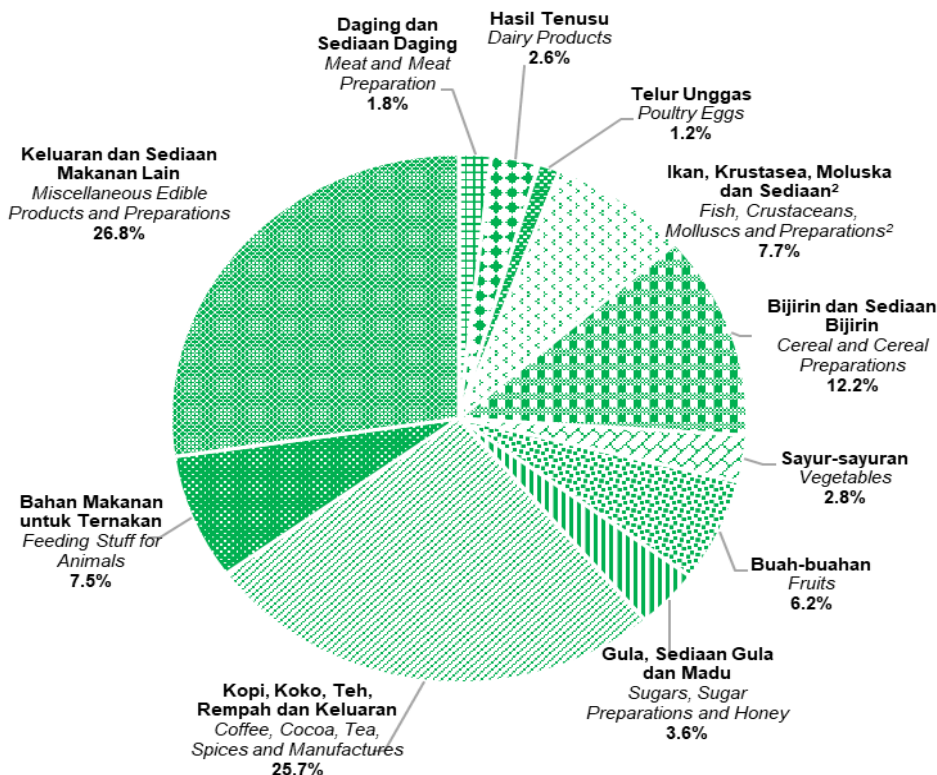
Seterusnya, import agromakanan dan hasil pertanian terpilih Malaysia merekodkan RM11.8 bilion pada bulan rujukan. Berdasarkan tahun ke tahun, ia menunjukkan penurunan sebanyak 0.4 peratus daripada RM11.9 bilion yang dicatatkan pada November 2022. Prestasi tersebut disumbangkan oleh Agromakanan (58.7%), Keluaran Pertanian Lain (33.0%) dan Keperluan Pertanian (8.3%).

Furthermore, the import of agrofood and selected agricultural products in Malaysia amounted to RM11.8 billion in the reference month. Year-on-year, this represented a decrease of 0.4 per cent from the RM11.9 billion recorded in November 2022. This performance was influenced by Agrofood (58.7%), Other Agricultural Products (33.0%) and Agricultural Inputs (8.3%).



Carta 3 Eksport dan Import Agromakanan, November 2023
Chart 3 Exports and Imports of Agrofood, November 2023

Eksport/Exports



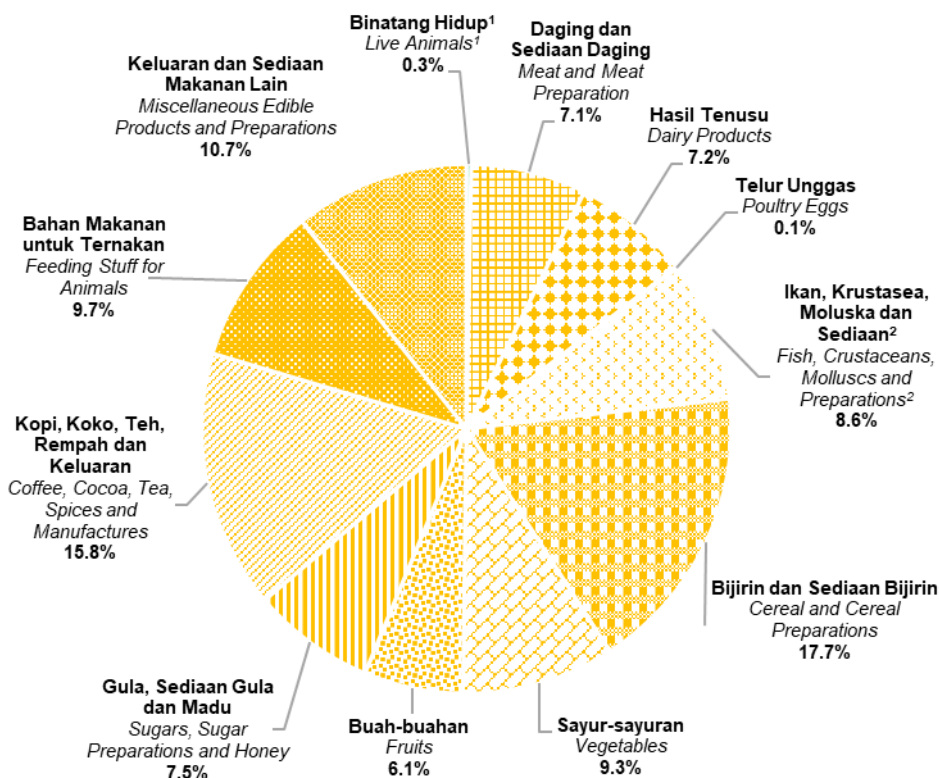
Pada November 2023, prestasi eksport agromakanan mencapai RM4.4 bilion, meningkat 10.3 peratus berbanding tempoh yang sama tahun sebelumnya. Ini disumbangkan terutamanya oleh Keluaran dan Sediaan Makanan Lain (26.8%), Kopi, Koko, Teh, Rempah dan Keluaran (25.7%) dan Bijirin dan Sediaan Bijirin (12.2%).

In November 2023, the performance of agrofood exports reached RM4.4 billion, marking a 10.3 per cent increase compared to the same period in the previous year. This increase was primarily contributed by Miscellaneous Edible Products and Preparations (26.8%), Coffee, Cocoa, Tea, Spices and Manufactures (25.7%) and Cereal and Cereal Preparations (12.2%).

Import/Imports

Import agromakanan pada November 2023 meningkat 6.7 peratus kepada RM6.9 bilion berbanding tempoh yang sama tahun sebelumnya. Ini disumbangkan terutamanya oleh Bijirin dan Sediaan Bijirin (17.7%), Kopi, Koko, Teh, Rempah dan Keluaran (15.8%) dan Keluaran dan Sediaan Makanan Lain (10.7%).

Imports of agrofood in November 2023 increased by 6.7 per cent to RM6.9 billion compared to the same period the previous year. The decrease was primarily contributed by Cereal and Cereal Preparations (17.7%), Coffee, Cocoa, Tea, Spices and Manufactures (15.8%) and Miscellaneous Edible Products and Preparations (10.7%).



Nota/Notes: ¹ Binatang ternakan/Livestock
² Tidak termasuk ikan hiasan/ Excluding ornamental fish

Carta 4 Perdagangan Agromakanan dan Hasil Pertanian Terpilih, November 2023 & Januari hingga November 2023
Chart 4 External Trade of Agrofood and Selected Agricultural Products, November 2023 & January to November 2023

RM Juta/ Million

Keterangan/ Descriptions	November/ November 2023			Januari-November/ January-November 2023		
	Eksport/ Exports	Import/ Imports	Imbangan Perdagangan/ Balance of Trade	Eksport/ Exports	Import/ Imports	Imbangan Perdagangan/ Balance of Trade
Jumlah Perdagangan <i>Total of External Trade</i>	121,735.6	109,501.5	12,234.1	1,307,224.1	1,104,915.9	202,308.2
Jumlah Agromakanan dan Hasil Pertanian Terpilih <i>Total of Agrofood and Selected Agricultural Products</i>	14,491.1	11,830.0	2,661.2	145,956.2	123,272.9	22,683.2
Sumbangan kepada Jumlah Perdagangan (%) <i>Contribution to Total of External Trade</i>	11.9	10.8	21.8	11.2	11.2	11.2
Jumlah Agromakanan <i>Total of Agrofood</i>	4,441.5	6,945.6	-2,504.1	42,256.5	71,598.9	-29,342.4
Ternakan <i>Livestocks</i>						
Binatang hidup ¹ <i>Live animals¹</i>	88.5	20.8	67.7	995.6	221.2	774.4
Daging dan sediaan daging <i>Meat and meat preparation</i>	78.3	489.7	-411.5	1,068.8	6,612.5	-5,543.7
Hasil tenusu <i>Dairy products</i>	116.7	500.2	-383.5	1,175.7	4,852.6	-3,676.8
Telur unggas <i>Poultry eggs</i>	52.1	5.4	46.7	642.8	43.2	599.6
Perikanan <i>Fisheries</i>						
Ikan, krustasia, moluska dan sediaan ² <i>Fish, crustaceans, molluscs and preparations²</i>	341.6	594.4	-252.8	3,775.7	5,911.8	-2,136.1
Tanaman <i>Food crops</i>						
Bijirin dan sediaan bijirin <i>Cereals and cereal preparations</i>	544.1	1,229.9	-685.8	4,771.7	10,839.9	-6,068.2
Sayur-sayuran <i>Vegetables</i>	123.5	647.3	-523.9	1,409.4	6,399.9	-4,990.5
Buah-buahan <i>Fruits</i>	275.7	420.6	-144.9	2,185.1	4,501.4	-2,316.3
Gula, sediaan gula dan madu <i>Sugars, sugar preparations and honey</i>	158.4	523.5	-365.0	1,426.3	5,838.9	-4,412.5
Kopi, koko, teh, rempah dan keluaran <i>Coffee, cocoa, tea, spices and manufactures</i>	1,139.5	1,096.8	42.7	10,095.7	10,835.1	-739.4

Carta 4 Perdagangan Agromakanan dan Hasil Pertanian Terpilih, November 2023 & Januari hingga November 2023
Chart 4 External Trade of Agrofood and Selected Agricultural Products, November 2023 & January to November 2023

RM Juta/ Million

Keterangan/ Descriptions	November/ November 2023			Januari-November/ January-November 2023		
	Eksport/ Exports	Import/ Imports	Imbangan Perdagangan/ Balance of Trade	Eksport/ Exports	Import/ Imports	Imbangan Perdagangan/ Balance of Trade
Lain-lain Others						
Bahan makanan untuk ternakan <i>Feeding stuff for animals</i>	334.7	676.5	-341.8	2,891.3	7,846.8	-4,955.5
Keluaran dan sediaan makanan lain <i>Miscellaneous edible products and preparations</i>	1,188.6	740.6	448.0	11,818.3	7,695.6	4,122.7
Jumlah keperluan pertanian Total of agricultural input	549.2	976.9	-427.7	5,855.3	9,900.9	-4,045.6
Baja <i>Fertilizers</i>	392.9	466.3	-73.4	3,802.9	5,253.0	-1,450.1
Ubat-ubatan veterinary <i>Veterinary medicaments</i>	1.1	171.4	-170.3	25.3	1,477.4	-1,452.1
Ubat pembunuh kuman, ubat serangga dsb. <i>Disinfections, insecticides, fungicides, weed killers and anti-sprouting products, etc.</i>	94.2	115.2	-21.0	1,298.4	1,166.5	131.9
Jentera pertanian (termasuk traktor) dan alat ganti <i>Agricultural machinery (including tractors) and parts</i>	61.1	244.1	-163.0	728.6	2,004.0	-1,275.3
Jumlah keluaran pertanian lain Total of other agricultural products	9,500.4	3,907.5	5,592.9	97,844.4	41,773.2	56,071.2
Binatang hidup (bukan binatang ternakan) <i>Live animals (non livestock)</i>	0.6	0.5	0.1	5.9	7.2	-1.4
Ikan hiasan <i>Ornamental fish</i>	6.7	5.2	1.5	75.2	78.5	-3.3
Rumpai laut <i>Seaweed</i>	1.3	5.6	-4.3	11.6	86.1	-74.5
Lain-lain produk ikan <i>Other fish products</i>	28.8	45.4	-16.6	176.7	235.8	-59.1
Minuman dan tembakau <i>Beverages and tobacco</i>	275.9	298.6	-22.7	2,828.5	3,314.4	-485.9
Minyak kelapa sawit <i>Palm oil</i>	4,582.9	98.1	4,484.8	49,545.0	3,708.0	45,837.0
Minyak isirung kelapa sawit <i>Palm kernel oil</i>	591.1	70.3	520.8	5,264.7	848.0	4,416.7
Bunga-bunga <i>Floriculture</i>	32.8	6.6	26.2	370.5	71.4	299.1

Carta 4 Perdagangan Agromakanan dan Hasil Pertanian Terpilih, November 2023 & Januari hingga November 2023
Chart 4 External Trade of Agrofood and Selected Agricultural Products, November 2023 & January to November 2023

RM Juta/ Million

Keterangan/ Descriptions	November/ November 2023			Januari-November/ January-November 2023		
	Eksport/ Exports	Import/ Imports	Imbangan Perdagangan/ Balance of Trade	Eksport/ Exports	Import/ Imports	Imbangan Perdagangan/ Balance of Trade
Bahan tanaman untuk pembiakan <i>Seeds and buds for sowing</i>	11.6	18.9	-7.3	129.4	118.6	10.8
Lemak haiwan dan sayuran/lain-lain biji-biji minyak <i>Animal and vegetable fats/other oil seeds</i>	1,516.2	973.5	542.6	14,529.9	10,854.6	3,675.4
Getah asli dan susu getah <i>Natural rubber and natural gums in primary forms</i>	346.0	658.7	-312.6	3,403.7	4,954.0	-1,550.3
Kulit dan bulu binatang <i>Hides and skin</i>	7.1	31.8	-24.8	94.3	318.6	-224.3
Gentian asli <i>Natural fibres</i>	231.1	118.1	113.0	2,271.3	1,790.3	481.0
Hasil perhutanan <i>Forestry products</i>	1,868.4	1,576.0	292.3	19,137.7	15,387.7	3,750.0

Nota/Notes: ¹ Binatang ternakan/Livestock

² Tidak termasuk ikan hiasan/
Excluding ornamental fish

Muka surat ini sengaja dibiarkan kosong.
This page is deliberately left blank.



JADUAL
TABLES

Muka surat ini sengaja dibiarkan kosong.
This page is deliberately left blank.

JADUAL 1 : EKSPORT, IMPORT, JUMLAH DAGANGAN DAN IMBANGAN DAGANGAN
TABLE 1 : EXPORTS, IMPORTS, TOTAL TRADE AND BALANCE OF TRADE

TEMPOH/ PERIOD	NILAI/VALUE (RM JUTA/ RM MILLION)				PERUBAHAN TAHUNAN/ ANNUAL CHANGE (%)			
	EKSPORT/ EXPORTS	IMPORT/ IMPORTS	JUMLAH DAGANGAN/ TOTAL TRADE	IMBANGAN DAGANGAN/ BALANCE OF TRADE	EKSPORT/ EXPORTS	IMPORT/ IMPORTS	JUMLAH DAGANGAN/ TOTAL TRADE	IMBANGAN DAGANGAN/ BALANCE OF TRADE
2018	1,003,587	879,804	1,883,391	123,783	7.3	5.2	6.3	25.7
2019	995,072	849,411	1,844,483	145,661	(0.8)	(3.5)	(2.1)	17.7
2020	983,827	800,481	1,784,308	183,345	(1.1)	(5.8)	(3.3)	25.9
2021	1,241,022	987,344	2,228,366	253,678	26.1	23.3	24.9	38.4
2022	1,550,009	1,293,811	2,843,821	256,198	24.9	31.0	27.6	1.0
2021								
ST1/Q1	282,709	223,605	506,314	59,104	18.2	10.1	14.5	64.3
ST2/Q2	303,335	247,042	550,377	56,293	44.0	33.3	39.0	122.5
ST3/Q3	303,386	242,459	545,846	60,927	15.7	21.0	18.0	(1.7)
ST4/Q4	351,591	274,238	625,829	77,354	29.4	29.6	29.5	28.7
2022								
ST1/Q1	344,290	280,656	624,946	63,634	21.8	25.5	23.4	7.7
ST2/Q2	392,348	332,992	725,340	59,356	29.3	34.8	31.8	5.4
ST3/Q3	420,094	355,128	775,222	64,966	38.5	46.5	42.0	6.6
ST4/Q4	393,277	325,035	718,312	68,243	11.9	18.5	14.8	(11.8)
2023								
ST1/Q1	354,592	290,204	644,796	64,388	3.0	3.4	3.2	1.2
ST2/Q2	348,655	294,782	643,437	53,873	(11.1)	(11.5)	(11.3)	(9.2)
ST3/Q3	356,150	297,241	653,391	58,909	(15.2)	(16.3)	(15.7)	(9.3)
2021								
JAN/JAN	89,677	73,058	162,734	16,619	6.4	1.1	4.0	38.0
FEB/FEB	87,804	69,680	157,484	18,124	17.7	12.1	15.2	45.7
MAC/MAR	105,228	80,867	186,095	24,361	31.2	17.6	24.9	112.0
APR/APR	105,631	85,293	190,924	20,338	62.7	22.9	42.2	(555.5)
MEI/MAY	92,387	78,532	170,919	13,856	47.1	48.3	47.7	40.6
JUN/JUNE	105,317	83,217	188,534	22,100	27.0	32.1	29.2	11.0
JUL/JULY	97,124	83,564	180,689	13,560	4.8	23.9	12.9	(46.3)
OGOS/AUG	95,379	74,245	169,624	21,134	18.1	12.5	15.6	43.0
SEPT/SEPT	110,882	84,650	195,533	26,232	24.7	26.4	25.5	19.6
OKT/OCT	114,488	87,905	202,394	26,583	25.5	27.5	26.4	19.4
NOV/NOV	112,671	93,384	206,054	19,287	33.0	38.1	35.3	12.8
DIS/DEC	124,433	92,949	217,381	31,484	29.8	23.7	27.1	51.9
2022								
JAN/JAN	111,060	92,822	203,882	18,238	23.8	27.1	25.3	9.7
FEB/FEB	101,742	82,589	184,331	19,152	15.9	18.5	17.0	5.7
MAC/MAR	131,488	105,244	236,732	26,244	25.0	30.1	27.2	7.7
APR/APR	127,483	104,107	231,590	23,375	20.7	22.1	21.3	14.9
MEI/MAY	120,590	107,791	228,381	12,798	30.5	37.3	33.6	(7.6)
JUN/JUNE	144,275	121,094	265,369	23,182	37.0	45.5	40.8	4.9
JUL/JULY	134,326	118,487	252,812	15,839	38.3	41.8	39.9	16.8
OGOS/AUG	141,519	124,231	265,750	17,288	48.4	67.3	56.7	(18.2)
SEPT/SEPT	144,250	112,410	256,660	31,839	30.1	32.8	31.3	21.4
OKT/OCT	131,977	113,518	245,495	18,459	15.3	29.1	21.3	(30.6)
NOV/NOV	129,694	107,890	237,584	21,804	15.1	15.5	15.3	13.0
DIS/DEC	131,606	103,626	235,232	27,980	5.8	11.5	8.2	(11.1)
2023								
JAN/JAN	112,655	94,525	207,180	18,131	1.4	1.8	1.6	(0.6)
FEB/FEB	112,269	92,700	204,968	19,569	10.3	12.2	11.2	2.2
MAC/MAR	129,668	102,980	232,648	26,688	(1.4)	(2.2)	(1.7)	1.7
APR/APR	105,193	92,567	197,760	12,626	(17.5)	(11.1)	(14.6)	(46.0)
MEI/MAY	119,510	103,812	223,322	15,698	(0.9)	(3.7)	(2.2)	22.7
JUN/JUNE	123,952	98,403	222,355	25,549	(14.1)	(18.7)	(16.2)	10.2
JUL/JULY	116,811	99,456	216,267	17,355	(13.0)	(16.1)	(14.5)	9.6
OGOS/AUG	115,029	97,849	212,878	17,180	(18.7)	(21.2)	(19.9)	(0.6)
SEPT/SEPT	124,310	99,936	224,246	24,374	(13.8)	(11.1)	(12.6)	(23.4)
OKT/OCT	126,092	113,187	239,279	12,904	(4.5)	(0.3)	(2.5)	(30.1)
NOV/NOV	121,736	109,501	231,237	12,234	(6.1)	1.5	(2.7)	(43.9)
DIS/DEC								

JADUAL 2 : EKSPORT, IMPORT, JUMLAH DAGANGAN DAN IMBANGAN DAGANGAN BAGI AGROMAKANAN DAN HASIL PERTANIAN TERPILIH
TABLE 2 : EXPORTS, IMPORTS, TOTAL TRADE AND BALANCE OF TRADE FOR AGROFOOD AND SELECTED AGRICULTURAL PRODUCTS

TEMPOH/ PERIOD	NILAI/VALUE (RM JUTA/ RM MILLION)				PERUBAHAN TAHUNAN/ ANNUAL CHANGE (%)			
	EKSPORT/ EXPORTS	IMPORT/ IMPORTS	JUMLAH DAGANGAN/ TOTAL TRADE	IMBANGAN DAGANGAN/ BALANCE OF TRADE	EKSPORT/ EXPORTS	IMPORT/ IMPORTS	JUMLAH DAGANGAN/ TOTAL TRADE	IMBANGAN DAGANGAN/ BALANCE OF TRADE
	2018	114,451	93,313	207,765	21,138	(9.5)	(2.0)	(6.3)
2019	115,522	93,510	209,032	22,012	0.9	0.2	0.6	4.1
2020	118,706	98,292	216,998	20,414	2.8	5.1	3.8	(7.3)
2021	154,479	120,470	274,949	34,010	30.1	22.6	26.7	66.6
2022	188,614	145,272	333,886	43,342	22.1	20.6	21.4	27.4
2021								
ST1/Q1	31,058	28,113	59,171	2,944	12.0	12.0	12.0	11.6
ST2/Q2	37,512	30,855	68,367	6,656	40.2	34.7	37.7	73.0
ST3/Q3	39,137	29,176	68,313	9,961	28.1	23.4	26.1	44.2
ST4/Q4	46,773	32,325	79,098	14,448	38.9	21.3	31.1	105.8
2022								
ST1/Q1	43,108	35,717	78,825	7,391	38.8	27.0	33.2	151.0
ST2/Q2	50,498	36,502	87,000	13,996	34.6	18.3	27.3	110.3
ST3/Q3	48,706	38,610	87,317	10,096	24.4	32.3	27.8	1.4
ST4/Q4	46,302	34,443	80,744	11,859	(1.0)	6.6	2.1	(17.9)
2023								
ST1/Q1	39,240	32,953	71,955	6,517	(9.0)	(7.7)	(8.7)	(11.8)
ST2/Q2	37,311	33,007	69,870	4,734	(26.1)	(9.6)	(19.7)	(66.2)
ST3/Q3	39,981	33,505	73,486	6,475	(17.9)	(13.2)	(15.8)	(35.9)
2021								
JAN/JAN	9,085	9,540	18,625	(455)	(2.5)	13.5	5.1	(149.8)
FEB/FEB	9,727	8,477	18,204	1,250	5.0	11.6	8.0	(25.0)
MAC/MAR	12,245	10,096	22,342	2,149	33.9	11.1	22.5	3,749.9
APR/APR	12,395	10,385	22,779	2,010	55.8	29.2	42.4	(2,493.5)
MEI/MAY	11,686	9,645	21,331	2,041	40.0	38.1	39.1	49.4
JUN/JUNE	13,431	10,826	24,256	2,605	28.5	37.3	32.3	1.6
JUL/JULY	12,782	10,084	22,866	2,698	20.4	32.3	25.3	(10.0)
OGOS/AUG	12,022	9,193	21,214	2,829	27.8	16.5	22.6	86.0
SEPT/SEPT	14,333	9,899	24,233	4,434	36.3	21.8	30.0	85.6
OKT/OCT	14,473	9,899	24,372	4,573	27.5	22.7	25.5	39.1
NOV/NOV	15,478	10,898	26,376	4,579	61.2	27.0	45.0	350.7
DIS/DEC	16,823	11,527	28,350	5,296	32.2	15.2	24.7	94.9
2022								
JAN/JAN	14,171	12,625	26,796	1,546	56.0	32.3	43.9	(439.8)
FEB/FEB	12,561	10,791	23,353	1,770	29.1	27.3	28.3	41.6
MAC/MAR	16,375	12,301	28,676	4,074	33.7	21.8	28.4	89.6
APR/APR	16,436	11,917	28,352	4,519	32.6	14.8	24.5	124.8
MEI/MAY	15,648	12,232	27,880	3,416	33.9	26.8	30.7	67.3
JUN/JUNE	18,415	12,354	30,768	6,061	37.1	14.1	26.8	132.7
JUL/JULY	16,159	12,752	28,911	3,407	26.4	26.5	26.4	26.3
OGOS/AUG	16,133	13,624	29,757	2,509	34.2	48.2	40.3	(11.3)
SEPT/SEPT	16,414	12,234	28,648	4,180	14.5	23.6	18.2	(5.7)
OKT/OCT	14,093	11,446	25,539	2,647	(2.6)	15.6	4.8	(42.1)
NOV/NOV	15,164	11,877	27,041	3,287	(2.0)	9.0	2.5	(28.2)
DIS/DEC	17,044	11,119	28,164	5,925	1.3	(3.5)	(0.7)	11.9
2023								
JAN/JAN	11,755	11,093	22,848	662	(17.1)	(12.1)	(14.7)	(57.2)
FEB/FEB	12,260	10,166	22,324	2,192	(2.4)	(5.8)	(4.4)	23.8
MAC/MAR	15,225	11,694	26,783	3,664	(7.0)	(4.9)	(6.6)	(10.1)
APR/APR	11,718	10,875	22,447	981	(28.7)	(8.7)	(20.8)	(78.3)
MEI/MAY	12,871	11,459	24,209	1,528	(17.7)	(6.3)	(13.2)	(55.3)
JUN/JUNE	12,721	10,673	23,214	2,225	(30.9)	(13.6)	(24.6)	(63.3)
JUL/JULY	12,903	11,208	24,112	1,695	(20.1)	(12.1)	(16.6)	(50.2)
OGOS/AUG	13,333	11,175	24,507	2,158	(17.4)	(18.0)	(17.6)	(14.0)
SEPT/SEPT	13,744	11,122	24,867	2,622	(16.3)	(9.1)	(13.2)	(37.3)
OKT/OCT	14,933	11,978	26,911	2,955	6.0	4.6	5.4	11.7
NOV/NOV	14,491	11,830	26,321	2,661	(4.4)	(0.4)	(2.7)	(19.1)
DIS/DEC								

JADUAL 3 : EKSPORT, IMPORT, JUMLAH DAGANGAN DAN IMBANGAN DAGANGAN BAGI AGROMAKANAN
TABLE 3 : EXPORTS, IMPORTS, TOTAL TRADE AND BALANCE OF TRADE FOR AGROFOOD

TEMPOH/ PERIOD	NILAI/VALUE (RM JUTA/ RM MILLION)				PERUBAHAN TAHUNAN/ ANNUAL CHANGE (%)			
	EKSPORT/ EXPORTS	IMPORT/ IMPORTS	JUMLAH DAGANGAN/ TOTAL TRADE	IMBANGAN DAGANGAN/ BALANCE OF TRADE	EKSPORT/ EXPORTS	IMPORT/ IMPORTS	JUMLAH DAGANGAN/ TOTAL TRADE	IMBANGAN DAGANGAN/ BALANCE OF TRADE
	2018	31,496	50,148	81,644	(18,651)	(0.8)	(2.2)	(1.7)
2019	34,010	51,420	85,430	(17,409)	8.0	2.5	4.6	(6.7)
2020	33,710	55,431	89,142	(21,721)	(0.9)	7.8	4.3	24.8
2021	38,622	63,588	102,209	(24,966)	14.6	14.7	14.7	14.9
2022	44,551	75,541	120,092	(30,990)	15.4	18.8	17.5	24.1
2021								
ST1/Q1	9,137	14,451	23,588	(5,313)	10.9	1.8	5.2	(10.7)
ST2/Q2	8,978	16,188	25,167	(7,210)	12.6	19.5	17.0	29.5
ST3/Q3	9,615	15,894	25,509	(6,280)	11.5	17.4	15.1	27.6
ST4/Q4	10,891	17,054	27,946	(6,163)	22.7	20.4	21.3	16.6
2022								
ST1/Q1	10,131	17,850	27,981	(7,718)	10.9	23.5	18.6	45.3
ST2/Q2	10,947	18,686	29,632	(7,739)	21.9	15.4	17.7	7.3
ST3/Q3	11,568	19,586	31,154	(8,018)	20.3	23.2	22.1	27.7
ST4/Q4	11,905	19,420	31,325	(7,515)	9.3	13.9	12.1	21.9
2023								
ST1/Q1	10,636	18,977	29,613	(8,341)	5.0	6.3	5.8	8.1
ST2/Q2	10,981	19,238	30,219	(8,257)	0.3	3.0	2.0	6.7
ST3/Q3	11,906	19,262	31,168	(7,356)	2.9	(1.7)	0.0	(8.3)
2021								
JAN/JAN	2,898	4,705	7,603	(1,807)	6.0	4.1	4.8	1.2
FEB/FEB	2,893	4,410	7,304	(1,517)	6.1	0.8	2.9	(7.9)
MAC/MAR	3,346	5,335	8,681	(1,989)	20.4	0.8	7.5	(20.9)
APR/APR	3,023	5,629	8,653	(2,606)	21.2	24.1	23.1	27.6
MEI/MAY	2,830	4,944	7,774	(2,115)	11.6	14.9	13.7	19.7
JUN/JUNE	3,125	5,614	8,740	(2,489)	6.1	19.3	14.2	41.5
JUL/JULY	3,135	5,404	8,539	(2,269)	5.5	24.4	16.7	65.4
OGOS/AUG	3,240	4,951	8,191	(1,711)	14.9	5.6	9.1	(8.4)
SEPT/SEPT	3,240	5,540	8,780	(2,300)	14.5	22.8	19.6	36.8
OKT/OCT	3,473	5,368	8,841	(1,895)	14.5	15.6	15.2	17.6
NOV/NOV	3,601	5,622	9,223	(2,020)	28.9	21.0	24.0	9.1
DIS/DEC	3,817	6,064	9,881	(2,247)	25.3	24.5	24.8	23.3
2022								
JAN/JAN	3,332	6,717	10,049	(3,385)	15.0	42.8	32.2	87.3
FEB/FEB	3,053	4,910	7,963	(1,856)	5.5	11.3	9.0	22.4
MAC/MAR	3,746	6,223	9,969	(2,477)	12.0	16.6	14.8	24.5
APR/APR	3,817	5,877	9,693	(2,060)	26.2	4.4	12.0	(20.9)
MEI/MAY	3,302	6,477	9,779	(3,175)	16.7	31.0	25.8	50.1
JUN/JUNE	3,828	6,332	10,159	(2,504)	22.5	12.8	16.2	0.6
JUL/JULY	3,798	6,311	10,109	(2,514)	21.1	16.8	18.4	10.8
OGOS/AUG	3,973	6,951	10,924	(2,978)	22.6	40.4	33.4	74.1
SEPT/SEPT	3,797	6,324	10,120	(2,527)	17.2	14.1	15.3	9.8
OKT/OCT	3,839	6,638	10,476	(2,799)	10.5	23.6	18.5	47.7
NOV/NOV	4,028	6,511	10,539	(2,483)	11.8	15.8	14.3	22.9
DIS/DEC	4,039	6,272	10,311	(2,233)	5.8	3.4	4.3	(0.6)
2023								
JAN/JAN	3,074	6,162	9,236	(3,088)	(7.7)	(8.3)	(8.1)	(8.8)
FEB/FEB	3,530	5,725	9,256	(2,195)	15.6	16.6	16.2	18.2
MAC/MAR	4,031	7,090	11,121	(3,059)	7.6	13.9	11.6	23.5
APR/APR	3,246	6,404	9,650	(3,158)	(15.0)	9.0	(0.4)	53.3
MEI/MAY	3,889	6,671	10,560	(2,782)	17.8	3.0	8.0	(12.4)
JUN/JUNE	3,846	6,163	10,009	(2,317)	0.5	(2.7)	(1.5)	(7.5)
JUL/JULY	3,839	6,422	10,261	(2,583)	1.1	1.8	1.5	2.8
OGOS/AUG	3,980	6,241	10,221	(2,260)	0.2	(10.2)	(6.4)	(24.1)
SEPT/SEPT	4,086	6,599	10,685	(2,512)	7.6	4.3	5.6	(0.6)
OKT/OCT	4,292	7,177	11,469	(2,884)	11.8	8.1	9.5	3.0
NOV/NOV	4,442	6,946	11,387	(2,504)	10.3	6.7	8.1	0.9
DIS/DEC								

JADUAL 4 : EKSPORT, IMPORT, JUMLAH DAGANGAN DAN IMBANGAN DAGANGAN BAGI KEPERLUAN PERTANIAN
TABLE 4 : EXPORTS, IMPORTS, TOTAL TRADE AND BALANCE OF TRADE FOR AGRICULTURAL INPUTS

TEMPOH/ PERIOD	NILAI/VALUE (RM JUTA/ RM MILLION)				PERUBAHAN TAHUNAN/ ANNUAL CHANGE (%)			
	EKSPORT/ EXPORTS	IMPORT/ IMPORTS	JUMLAH DAGANGAN/ TOTAL TRADE	IMBANGAN DAGANGAN/ BALANCE OF TRADE	EKSPORT/ EXPORTS	IMPORT/ IMPORTS	JUMLAH DAGANGAN/ TOTAL TRADE	IMBANGAN DAGANGAN/ BALANCE OF TRADE
2018	4,947	7,317	12,263	(2,370)	(0.6)	2.0	0.9	7.9
2019	4,817	6,143	10,959	(1,326)	(2.6)	(16.0)	(10.6)	(44.0)
2020	4,675	5,988	10,663	(1,313)	(2.9)	(2.5)	(2.7)	(1.0)
2021	6,320	8,496	14,816	(2,177)	35.2	41.9	38.9	65.8
2022	9,570	13,273	22,843	(3,703)	51.4	56.2	54.2	70.1
2021								
ST1/Q1	1,192	1,742	2,934	(550)	(1.2)	19.3	10.0	116.2
ST2/Q2	1,498	2,026	3,524	(529)	29.8	25.9	27.5	16.1
ST3/Q3	1,505	1,870	3,375	(365)	33.7	35.0	34.4	40.3
ST4/Q4	2,125	2,857	4,983	(732)	78.6	86.5	83.0	113.8
2022								
ST1/Q1	2,397	3,255	5,652	(857)	101.1	86.8	92.6	55.8
ST2/Q2	2,093	3,046	5,140	(953)	39.8	50.3	45.8	80.2
ST3/Q3	2,440	3,961	6,401	(1,520)	62.2	111.8	89.7	316.0
ST4/Q4	2,639	3,012	5,651	(373)	24.2	5.4	13.4	(49.1)
2023								
ST1/Q1	2,026	2,659	4,685	(633)	(15.5)	(18.3)	(17.1)	(26.1)
ST2/Q2	1,237	2,760	3,817	(1,347)	(40.9)	(9.4)	(25.7)	41.3
ST3/Q3	1,477	2,561	4,037	(1,084)	(39.5)	(35.3)	(36.9)	(28.7)
2021								
JAN/JAN	381	554	934	(173)	(4.7)	23.9	10.4	266.9
FEB/FEB	397	508	905	(111)	3.5	23.7	14.0	306.0
MAC/MAR	414	681	1,095	(266)	(2.1)	12.8	6.7	47.8
APR/APR	459	663	1,122	(203)	56.4	2.3	19.2	(42.6)
MEI/MAY	456	699	1,155	(244)	34.4	27.8	30.3	17.0
JUN/JUNE	583	665	1,248	(82)	11.7	60.3	33.2	(176.5)
JUL/JULY	474	712	1,186	(238)	20.4	53.1	38.1	232.4
OGOS/AUG	507	601	1,108	(94)	63.9	41.9	51.2	(17.7)
SEPT/SEPT	524	557	1,081	(33)	24.1	12.1	17.6	(55.5)
OKT/OCT	722	728	1,450	(6)	102.9	67.0	83.1	(93.0)
NOV/NOV	692	1,080	1,771	(388)	51.4	90.0	72.8	248.7
DIS/DEC	711	1,050	1,762	(339)	88.7	98.7	94.5	123.6
2022								
JAN/JAN	916	1,118	2,034	(202)	140.7	102.1	117.8	17.1
FEB/FEB	657	1,142	1,798	(485)	65.4	124.7	98.7	336.4
MAC/MAR	825	995	1,819	(170)	99.0	46.1	66.1	(36.2)
APR/APR	1,050	942	1,992	109	128.7	42.1	77.6	(153.5)
MEI/MAY	518	1,037	1,555	(518)	13.8	48.3	34.7	112.8
JUN/JUNE	525	1,068	1,592	(543)	(10.0)	60.6	27.6	563.0
JUL/JULY	667	1,383	2,050	(715)	40.8	94.1	72.8	200.1
OGOS/AUG	682	1,640	2,322	(958)	34.6	172.9	109.6	919.5
SEPT/SEPT	1,090	938	2,028	152	108.2	68.4	87.7	(558.0)
OKT/OCT	650	946	1,596	(297)	(10.0)	30.1	10.1	5,213.7
NOV/NOV	1,173	1,158	2,331	15	69.5	7.3	31.6	(103.8)
DIS/DEC	817	907	1,724	(91)	14.8	(13.6)	(2.1)	(73.2)
2023								
JAN/JAN	781	1,013	1,794	(232)	(14.7)	(9.5)	(11.8)	14.4
FEB/FEB	621	813	1,433	(192)	(5.5)	(28.8)	(20.3)	(60.5)
MAC/MAR	624	834	1,458	(210)	(24.4)	(16.2)	(19.9)	23.7
APR/APR	362	962	1,324	(600)	(65.6)	2.2	(33.6)	(652.5)
MEI/MAY	423	995	1,418	(572)	(18.4)	(4.0)	(8.8)	10.4
JUN/JUNE	452	803	1,075	(174)	(13.8)	(24.8)	(32.5)	(67.9)
JUL/JULY	430	890	1,321	(460)	(35.5)	(35.6)	(35.6)	(35.7)
OGOS/AUG	547	894	1,441	(347)	(19.8)	(45.5)	(37.9)	(63.8)
SEPT/SEPT	499	776	1,275	(277)	(54.2)	(17.2)	(37.1)	(282.0)
OKT/OCT	567	944	1,511	(377)	(12.7)	(0.2)	(5.3)	27.2
NOV/NOV	549	977	1,526	(428)	(53.2)	(15.6)	(34.5)	(2,998.5)
DIS/DEC								

JADUAL 5 : EKSPORT, IMPORT, JUMLAH DAGANGAN DAN IMBANGAN DAGANGAN BAGI KELUARAN PERTANIAN LAIN
TABLE 5 : EXPORTS, IMPORTS, TOTAL TRADE AND BALANCE OF TRADE FOR OTHER AGRICULTURAL PRODUCTS

TEMPOH/ PERIOD	NILAI/VALUE (RM JUTA/ RM MILLION)				PERUBAHAN TAHUNAN/ ANNUAL CHANGE (%)			
	EKSPORT/ EXPORTS	IMPORT/ IMPORTS	JUMLAH DAGANGAN/ TOTAL TRADE	IMBANGAN DAGANGAN/ BALANCE OF TRADE	EKSPORT/ EXPORTS	IMPORT/ IMPORTS	JUMLAH DAGANGAN/ TOTAL TRADE	IMBANGAN DAGANGAN/ BALANCE OF TRADE
	2018	78,008	35,849	113,857	42,159	(13.1)	(2.5)	(10.0)
2019	76,695	35,948	112,643	40,747	(1.7)	0.3	(1.1)	(3.3)
2020	80,321	36,872	117,193	43,448	4.7	2.6	4.0	6.6
2021	109,538	48,386	157,924	61,152	36.4	31.2	34.8	40.7
2022	134,492	56,458	190,950	78,034	22.8	16.7	20.9	27.6
2021								
ST1/Q1	20,728	11,920	32,649	8,808	13.4	26.2	17.7	(0.4)
ST2/Q2	27,036	12,640	39,676	14,395	53.4	63.0	56.3	45.8
ST3/Q3	28,018	11,412	39,430	16,606	34.7	31.0	33.6	37.4
ST4/Q4	33,756	12,413	46,170	21,343	43.0	13.2	33.5	68.7
2022								
ST1/Q1	30,579	14,613	45,192	15,966	47.5	22.6	38.4	81.3
ST2/Q2	37,458	14,770	52,228	22,688	38.6	16.9	31.6	57.6
ST3/Q3	34,698	15,064	49,762	19,634	23.8	32.0	26.2	18.2
ST4/Q4	31,757	12,011	43,768	19,746	(5.9)	(3.2)	(5.2)	(7.5)
2023								
ST1/Q1	26,579	11,317	37,896	15,262	(13.1)	(22.6)	(16.1)	(4.4)
ST2/Q2	25,094	11,009	36,102	14,085	(33.0)	(25.5)	(30.9)	(37.9)
ST3/Q3	26,598	11,683	38,280	14,915	(23.3)	(22.4)	(23.1)	(24.0)
2021								
JAN/JAN	5,806	4,281	10,088	1,525	(6.1)	24.5	4.8	(44.5)
FEB/FEB	6,437	3,558	9,995	2,878	4.6	26.6	11.5	(13.9)
MAC/MAR	8,485	4,081	12,565	4,404	42.7	27.7	37.5	60.2
APR/APR	8,912	4,093	13,004	4,819	72.5	43.3	62.1	108.4
MEI/MAY	8,401	4,002	12,403	4,400	53.4	87.5	63.0	31.7
JUN/JUNE	9,723	4,546	14,269	5,176	39.3	64.5	46.4	22.7
JUL/JULY	9,173	3,968	13,142	5,205	26.4	41.0	30.5	17.2
OGOS/AUG	8,275	3,641	11,916	4,633	31.7	31.0	31.5	32.3
SEPT/SEPT	10,570	3,802	14,372	6,768	45.6	22.0	38.5	63.3
OKT/OCT	10,278	3,803	14,081	6,474	29.1	27.4	28.6	30.1
NOV/NOV	11,185	4,197	15,381	6,988	76.1	24.5	58.2	134.5
DIS/DEC	12,294	4,413	16,707	7,881	32.2	(4.2)	20.1	68.0
2022								
JAN/JAN	9,923	4,790	14,713	5,133	70.9	11.9	45.8	236.6
FEB/FEB	8,852	4,740	13,592	4,112	37.5	33.2	36.0	42.8
MAC/MAR	11,804	5,083	16,888	6,721	39.1	24.6	34.4	52.6
APR/APR	11,568	5,098	16,667	6,470	29.8	24.6	28.2	34.3
MEI/MAY	11,827	4,718	16,545	7,109	40.8	17.9	33.4	61.6
JUN/JUNE	14,063	4,954	19,017	9,109	44.6	9.0	33.3	76.0
JUL/JULY	11,694	5,058	16,752	6,636	27.5	27.5	27.5	27.5
OGOS/AUG	11,477	5,033	16,510	6,444	38.7	38.2	38.6	39.1
SEPT/SEPT	11,527	4,973	16,499	6,554	9.1	30.8	14.8	(3.2)
OKT/OCT	9,605	3,862	13,467	5,742	(6.5)	1.5	(4.4)	(11.3)
NOV/NOV	9,964	4,208	14,172	5,756	(10.9)	0.3	(7.9)	(17.6)
DIS/DEC	12,189	3,941	16,130	8,248	(0.9)	(10.7)	(3.5)	4.7
2023								
JAN/JAN	7,899	3,919	11,818	3,981	(20.4)	(18.2)	(19.7)	(22.4)
FEB/FEB	8,109	3,628	11,737	4,481	(8.4)	(23.5)	(13.6)	9.0
MAC/MAR	10,570	3,770	14,341	6,800	(10.5)	(25.8)	(15.1)	1.2
APR/APR	8,111	3,509	11,620	4,602	(29.9)	(31.2)	(30.3)	(28.9)
MEI/MAY	8,559	3,794	12,353	4,766	(27.6)	(19.6)	(25.3)	(33.0)
JUN/JUNE	8,423	3,706	12,129	4,717	(40.1)	(25.2)	(36.2)	(48.2)
JUL/JULY	8,634	3,896	12,529	4,738	(26.2)	(23.0)	(25.2)	(28.6)
OGOS/AUG	8,805	4,040	12,845	4,765	(23.3)	(19.7)	(22.2)	(26.0)
SEPT/SEPT	9,159	3,747	12,906	5,412	(20.5)	(24.6)	(21.8)	(17.4)
OKT/OCT	10,074	3,857	13,930	6,217	4.9	(0.1)	3.4	8.3
NOV/NOV	9,500	3,907	13,408	5,593	(4.6)	(7.1)	(5.4)	(2.8)
DIS/DEC								

JADUAL 6 : EKSPORT BAGI AGROMAKANAN DAN HASIL PERTANIAN TERPILIH MENGIKUT KATEGORI
TABLE 6 : EXPORTS FOR AGROFOOD AND SELECTED AGRICULTURAL PRODUCTS BY CATEGORY

KATEGORI CATEGORY	SEPT/ SEPT 2023	OKT/ OCT 2023	NOV/ NOV 2023	% DRP. JUMLAH EKSPORT % OF TOTAL EXPORTS	RM JUTA/MILLION	
					JAN - NOV/ JAN - NOV 2022	JAN - NOV/ JAN - NOV 2023
JUMLAH AGROMAKANAN TOTAL OF AGROFOOD	4,086.4	4,292.4	4,441.5	30.6	40,512.3	42,256.5
TERNAKAN LIVESTOCK	373.0	354.3	335.6	2.3	3,383.9	3,883.0
BINATANG HIDUP ¹ LIVE ANIMALS ¹	90.5	95.7	88.5	0.6	804.2	995.6
DAGING DAN SEDIAAN DAGING MEAT AND MEAT PREPARATIONS	117.9	95.2	78.3	0.5	931.4	1,068.8
HASIL TENUSU DAIRY PRODUCTS	107.9	108.5	116.7	0.8	1,024.1	1,175.7
TELUR UNGGAS POULTRY EGGS	56.6	54.9	52.1	0.4	624.2	642.8
PERIKANAN FISHERIES	334.3	401.9	341.6	2.4	3,582.8	3,775.7
IKAN, KRUSTASEA, MOLUSKA DAN SEDIAAN ² FISH, CRUSTACEANS, MOLLUSCS AND PREPARATIONS ²	334.3	401.9	341.6	2.4	3,582.8	3,775.7
TANAMAN FOOD CROPS	1,970.1	2,046.6	2,241.1	15.5	18,526.7	19,888.3
BIJIRIN DAN SEDIAAN BIJIRIN CEREALS AND CEREAL PREPARATIONS	440.4	480.7	544.1	3.8	4,303.0	4,771.7
SAYUR-SAYURAN VEGETABLES	121.7	120.7	123.5	0.9	1,146.2	1,409.4
BUAH-BUAHAN FRUITS	255.8	234.2	275.7	1.9	1,762.6	2,185.1
GULA, SEDIAAN GULA DAN MADU SUGARS, SUGAR PREPARATIONS AND HONEY	154.1	164.1	158.4	1.1	1,408.2	1,426.3
KOPI, KOKO, TEH, REMPAH DAN KELUARAN COFFEE, COCOA, TEA, SPICES AND MANUFACTURES	998.1	1,046.9	1,139.5	7.9	9,906.6	10,095.7
LAIN-LAIN OTHERS	1,408.9	1,489.6	1,523.2	10.5	15,019.0	14,709.6
BAHAN MAKANAN UNTUK TERNAKAN FEEDING STUFF FOR ANIMALS	265.8	297.0	334.7	2.3	3,254.7	2,891.3
KELUARAN DAN SEDIAAN MAKANAN LAIN MISCELLANEOUS EDIBLE PRODUCTS AND PREPARATIONS	1,143.1	1,192.6	1,188.6	8.2	11,764.3	11,818.3
JUMLAH KEPERLUAN PERTANIAN TOTAL OF AGRICULTURAL INPUTS	499.0	567.0	549.2	3.8	8,753.6	5,855.3
BAJA FERTILIZERS	288.1	410.4	392.9	2.7	6,361.6	3,802.9
UBAT-UBATAN VETERINAR VETERINARY MEDICAMENTS	2.5	1.6	1.1	0.0	30.3	25.3

JADUAL 6 : EKSPORT BAGI AGROMAKANAN DAN HASIL PERTANIAN TERPILIH MENGIKUT KATEGORI
TABLE 6 : EXPORTS FOR AGROFOOD AND SELECTED AGRICULTURAL PRODUCTS BY CATEGORY

RM JUTA/MILLION

KATEGORI CATEGORY	SEPT/ SEPT 2023	OKT/ OCT 2023	NOV/ NOV 2023	% DRP. JUMLAH EKSPORT % OF TOTAL EXPORTS	JAN - NOV/ JAN - NOV	
					2022	2023
UBAT PEMBUNUH KUMAN, UBAT SERANGGA DSB. <i>DISINFECTANTS, INSECTICIDES, FUNGICIDES, WEED KILLERS AND ANTI-SPROUTING PRODUCTS, ETC.</i>	115.8	107.0	94.2	0.6	1,431.1	1,298.4
JENTERA PERTANIAN (TERMASUK TRAKTOR) DAN ALAT GANTI <i>AGRICULTURAL MACHINERY (INCLUDING TRACTORS) AND PARTS</i>	92.5	48.0	61.1	0.4	930.6	728.6
JUMLAH KELUARAN PERTANIAN LAIN TOTAL OF OTHER AGRICULTURAL PRODUCTS	9,159.0	10,073.7	9,500.4	65.6	122,303.5	97,844.4
BINATANG HIDUP (BUKAN BINATANG TERNAKAN) <i>LIVE ANIMALS (NON LIVESTOCK)</i>	0.5	0.5	0.6	0.0	5.6	5.9
IKAN HIASAN <i>ORNAMENTAL FISH</i>	4.2	5.6	6.7	0.0	47.5	75.2
RUMPAI LAUT <i>SEAWEED</i>	1.1	1.5	1.3	0.0	8.9	11.6
LAIN-LAIN PRODUK IKAN <i>OTHER FISH PRODUCTS</i>	0.7	40.4	28.8	0.2	82.8	176.7
MINUMAN DAN TEMBAKAU <i>BEVERAGES AND TOBACCO</i>	260.1	254.0	275.9	1.9	2,466.9	2,828.5
MINYAK KELAPA SAWIT <i>PALM OIL</i>	4,674.6	5,261.4	4,582.9	31.6	68,414.3	49,545.0
MINYAK ISIRUNG KELAPA SAWIT <i>PALM KERNEL OIL</i>	563.7	517.7	591.1	4.1	7,859.9	5,264.7
BUNGA-BUNGAAN <i>FLORICULTURE</i>	37.8	32.8	32.8	0.2	385.9	370.5
BAHAN TANAMAN UNTUK PEMBIAKAN <i>SEEDS AND BUDS FOR SOWING</i>	11.8	11.6	11.6	0.1	103.8	129.4
LEMAK HAIWAN DAN SAYURAN/LAIN-LAIN BIJI-BIJI MINYAK <i>ANIMAL AND VEGETABLE FATS/OTHER OIL SEEDS</i>	1,281.0	1,420.3	1,516.2	10.5	16,475.9	14,529.9
GETAH ASLI DAN SUSU GETAH <i>NATURAL RUBBER AND NATURAL GUMS IN PRIMARY FORMS</i>	361.3	368.7	346.0	2.4	4,291.5	3,403.7
KULIT DAN BULU BINATANG <i>HIDES AND SKIN</i>	7.9	8.1	7.1	0.0	94.1	94.3
GENTIAN ASLI <i>NATURAL FIBRES</i>	210.6	219.4	231.1	1.6	2,755.1	2,271.3
HASIL PERHUTANAN <i>FORESTRY PRODUCTS</i>	1,743.7	1,931.7	1,868.4	12.9	19,311.3	19,137.7
JUMLAH TOTAL	13,744.4	14,933.2	14,491.1	100.0	171,569.4	145,956.2

Nota/Notes:

¹ Binatang Ternakan/Livestock

² Tidak Termasuk Ikan Hiasan/Excluding Ornamental Fish

JADUAL 7 : IMPORT BAGI AGROMAKANAN DAN HASIL PERTANIAN TERPILIH MENGIKUT KATEGORI
TABLE 7 : IMPORTS FOR AGROFOOD AND SELECTED AGRICULTURAL PRODUCTS BY CATEGORY

KATEGORI CATEGORY	SEPT/ SEPT 2023	OKT/ OCT 2023	NOV/ NOV 2023	% DRP. JUMLAH IMPORT % OF TOTAL IMPORTS	RM JUTA/MILLION	
					JAN - NOV/ JAN - NOV 2022	JAN - NOV/ JAN - NOV 2023
JUMLAH AGROMAKANAN TOTAL OF AGROFOOD	6,598.6	7,176.7	6,945.6	58.7	69,269.5	71,598.9
TERNAKAN LIVESTOCK	1,036.2	1,152.1	1,016.1	8.6	12,164.8	11,729.5
BINATANG HIDUP ¹ LIVE ANIMALS ¹	10.2	24.2	20.8	0.2	179.0	221.22
DAGING DAN SEDIAAN DAGING MEAT AND MEAT PREPARATIONS	660.9	636.0	489.7	4.1	6,158.4	6,612.54
HASIL TENUSU DAIRY PRODUCTS	362.0	489.5	500.2	4.2	5,781.9	4,852.55
TELUR UNGGAS POULTRY EGGS	3.1	2.5	5.4	0.0	45.5	43.22
PERIKANAN FISHERIES	553.6	584.9	594.4	5.0	6,113.6	5,911.8
IKAN, KRUSTASEA, MOLUSKA DAN SEDIAAN ² FISH, CRUSTACEANS, MOLLUSCS AND PREPARATIONS ²	553.6	584.9	594.4	5.0	6,113.6	5,911.80
TANAMAN FOOD CROPS	3,429.7	3,887.3	3,918.1	33.1	34,005.5	38,415.2
BIJIRIN DAN SEDIAAN BIJIRIN CEREALS AND CEREAL PREPARATIONS	1,243.7	1,256.4	1,229.9	10.4	10,051.3	10,839.85
SAYUR-SAYURAN VEGETABLES	609.0	624.9	647.3	5.5	5,644.5	6,399.91
BUAH-BUAHAN FRUITS	450.0	388.1	420.6	3.6	4,603.5	4,501.41
GULA, SEDIAAN GULA DAN MADU SUGARS, SUGAR PREPARATIONS AND HONEY	353.7	588.3	523.5	4.4	4,510.7	5,838.89
KOPI, KOKO, TEH, REMPAH DAN KELUARAN COFFEE, COCOA, TEA, SPICES AND MANUFACTURES	773.3	1,029.6	1,096.8	9.3	9,195.4	10,835.10
LAIN-LAIN OTHERS	1,579.0	1,552.3	1,417.1	12.0	16,985.7	15,542.4
BAHAN MAKANAN UNTUK TERNAKAN FEEDING STUFF FOR ANIMALS	859.2	793.4	676.5	5.7	8,717.5	7,846.80
KELUARAN DAN SEDIAAN MAKANAN LAIN MISCELLANEOUS EDIBLE PRODUCTS AND PREPARATIONS	719.9	758.9	740.6	6.3	8,268.2	7,695.62
JUMLAH KEPERLUAN PERTANIAN TOTAL OF AGRICULTURAL INPUTS	776.3	944.3	976.9	8.3	12,365.7	9,900.9
BAJA FERTILIZERS	358.0	492.6	466.3	3.9	8,624.8	5,253.01
UBAT-UBATAN VETERINAR VETERINARY MEDICAMENTS	123.9	93.8	171.4	1.4	868.0	1,477.39

JADUAL 7 : IMPORT BAGI AGROMAKANAN DAN HASIL PERTANIAN TERPILIH MENGIKUT KATEGORI
TABLE 7 : IMPORTS FOR AGROFOOD AND SELECTED AGRICULTURAL PRODUCTS BY CATEGORY

KATEGORI CATEGORY	SEPT/ SEPT 2023	OKT/ OCT 2023	NOV/ NOV 2023	% DRP. JUMLAH IMPORT % OF TOTAL IMPORTS	RM JUTA/MILLION	
					JAN - NOV/ JAN - NOV 2022	JAN - NOV/ JAN - NOV 2023
UBAT PEMBUNUH KUMAN, UBAT SERANGGA DSB. <i>DISINFECTANTS, INSECTICIDES, FUNGICIDES, WEED KILLERS AND ANTI-SPROUTING PRODUCTS, ETC.</i>	97.3	113.8	115.2	1.0	1,421.7	1,166.49
JENTERA PERTANIAN (TERMASUK TRAKTOR) DAN ALAT GANTI <i>AGRICULTURAL MACHINERY (INCLUDING TRACTORS) AND PARTS</i>	197.0	244.1	224.1	1.9	1,451.2	2,003.97
JUMLAH KELUARAN PERTANIAN LAIN TOTAL OF OTHER AGRICULTURAL PRODUCTS	3,747.3	3,856.8	3,907.5	33.0	52,517.4	41,773.2
BINATANG HIDUP (BUKAN BINATANG TERNAKAN) <i>LIVE ANIMALS (NON LIVESTOCK)</i>	0.5	0.8	0.5	0.0	10.4	7.22
IKAN HIASAN <i>ORNAMENTAL FISH</i>	5.8	3.9	5.2	0.0	62.6	78.51
RUMPAI LAUT <i>SEAWEED</i>	8.7	6.6	5.6	0.0	82.3	86.13
LAIN-LAIN PRODUK IKAN <i>OTHER FISH PRODUCTS</i>	11.8	24.2	45.4	0.4	175.7	235.85
MINUMAN DAN TEMBAKAU <i>BEVERAGES AND TOBACCO</i>	320.2	355.6	298.6	2.5	3,288.5	3,314.36
MINYAK KELAPA SAWIT <i>PALM OIL</i>	211.2	129.5	98.1	0.8	6,237.3	3,707.95
MINYAK ISIRUNG KELAPA SAWIT <i>PALM KERNEL OIL</i>	54.2	110.3	70.3	0.6	2,261.1	848.04
BUNGA-BUNGAAN <i>FLORICULTURE</i>	5.5	6.2	6.6	0.1	50.4	71.40
BAHAN TANAMAN UNTUK PEMBIAKAN <i>SEEDS AND BUDS FOR SOWING</i>	10.8	12.1	18.9	1,425.0	179.5	118.57
LEMAK HAIWAN DAN SAYURAN/LAIN-LAIN BIJI-BIJI MINYAK <i>ANIMAL AND VEGETABLE FATS/OTHER OIL SEEDS</i>	823.9	971.9	973.5	8.2	14,079.8	10,854.57
GETAH ASLI DAN SUSU GETAH <i>NATURAL RUBBER AND NATURAL GUMS IN PRIMARY FORMS</i>	494.9	554.1	658.7	5.6	6,815.0	4,954.00
KULIT DAN BULU BINATANG <i>HIDES AND SKIN</i>	30.5	24.4	31.8	0.3	416.4	318.61
GENTIAN ASLI <i>NATURAL FIBRES</i>	344.4	161.5	118.1	1.0	1,892.8	1,790.32
HASIL PERHUTANAN <i>FORESTRY PRODUCTS</i>	1,425.0	1,495.5	1,576.0	13.3	16,965.6	15,387.66
JUMLAH TOTAL	11,122.2	11,977.8	11,830.0	100.0	134,152.6	123,272.9

Nota/Notes:

¹ Binatang Ternakan/Livestock

² Tidak Termasuk Ikan Hiasan/Excluding Ornamental Fish

JADUAL 8 : EKSPORT AGROMAKANAN MENGIKUT KOMODITI TERPILIH
TABLE 8 : EXPORTS OF AGROFOOD BY SELECTED COMMODITIES

KETERANGAN DESCRIPTION	SEPT/ SEPT 2023	OKT/ OCT 2023	NOV/ NOV 2023	% DRP. JUMLAH EKSPORT % OF TOTAL EXPORTS	RM JUTA/MILLION	
					JAN - NOV/ JAN - NOV 2022	JAN - NOV/ JAN - NOV 2023
BINATANG HIDUP¹ LIVE ANIMALS¹	90.5	95.7	88.5	2.0	804.2	995.6
LEMBU/KERBAU CATTLE/BUFFALO	0.0	0.2	0.0	0.0	1.8	0.2
KAMBING/BEBIRI GOATS/SHEEP	-	-	-	-	-	0.4
BABI SWINE	17.4	19.7	16.8	0.4	129.4	159.5
AYAM/ITIK LIVE POULTRY	73.1	75.8	71.7	1.6	673.0	835.5
AYAM TURKI TURKEY	-	-	-	-	-	-
DAGING DAN SEDIAAN DAGING MEAT AND MEAT PREPARATIONS	117.9	95.2	78.3	1.8	931.4	1,068.8
LEMBU/KERBAU BEEF	39.0	19.1	13.0	0.3	188.0	300.1
KAMBING/BEBIRI MUTTON	0.0	0.0	0.0	0.0	2.5	7.1
BABI PORK	3.8	4.3	4.3	0.1	24.0	34.2
AYAM/ITIK POULTRY MEAT	61.2	63.7	55.7	1.3	669.9	657.1
DAGING AYAM TURKI TURKEY MEATS	0.0	0.0	-	-	0.8	0.1
LAIN - LAIN OTHERS	13.9	8.1	5.1	0.1	46.3	70.2
HASIL TENUSU DAIRY PRODUCTS	107.9	108.5	116.7	2.6	1,024.1	1,175.7
SUSU SEGAR FRESH MILK	7.5	6.9	6.7	0.2	62.4	70.8
LAIN-LAIN SUSU, KRIM DAN PRODUK SUSU OTHER MILK, CREAM AND MILK PRODUCTS	85.3	87.2	99.8	2.2	799.3	939.9
MENTEGA/LAIN-LAIN MINYAK DAN LEMAK DARI TENUSU BUTTER/OTHER FATS AND OILS DERIVED FROM MILK	11.1	5.2	8.3	0.2	107.5	109.2
KEJU DAN DADIH CHEESE AND CURD	4.1	9.1	1.9	0.0	54.9	55.8
TELUR UNGGAS POULTRY EGGS	56.6	54.9	52.1	1.2	624.2	642.8
TELUR UNGGAS POULTRY EGGS	56.6	54.9	52.1	1.2	624.2	642.8
IKAN, KRUSTASEA, MOLUSKA DAN SEDIAAN² FISH, CRUSTACEANS, MOLLUSCS AND PREPARATION²	334.3	401.9	341.6	7.7	3,582.8	3,775.7
IKAN HIDUP FISH; ALIVE	2.4	2.9	2.3	0.1	22.9	24.9

JADUAL 8 : EKSPORT AGROMAKANAN MENGIKUT KOMODITI TERPILIH
TABLE 8 : EXPORTS OF AGROFOOD BY SELECTED COMMODITIES

KETERANGAN DESCRIPTION	SEPT/ SEPT 2023	OKT/ OCT 2023	NOV/ NOV 2023	% DRP. JUMLAH EKPORT % OF TOTAL EXPORTS	RM JUTA/MILLION	
					JAN - NOV/ JAN - NOV 2022	JAN - NOV/ JAN - NOV 2023
IKAN SEGAR, DISEJUKKAN DAN DIBEKUKAN FISH; FRESH, CHILLED AND FROZEN	73.4	70.2	67.1	1.5	739.1	741.6
IKAN KERING, ASIN DAN ASAP FISH; DRIED, SALTED OR IN BRINE, SMOKED	4.4	4.6	3.0	0.1	64.0	50.3
KRUSTASEA DAN MOLUSKA CRUSTACEANS AND MOLLUSCS	156.3	190.2	168.6	3.8	1,740.3	1,853.3
SEDIAAN IKAN, KRUSTASEA DAN MOLUSKA FISH, CRUSTACEANS AND MOLLUSCS; PREPARED	84.6	96.2	86.8	2.0	851.4	889.0
LAIN-LAIN PRODUK IKAN, KRUSTASIA DAN MOLUSKA OTHER FISH, CRUSTACEANS AND MOLLUSCS PRODUCTS	13.3	37.8	13.7	0.3	165.1	216.6
BIJIRIN DAN SEDIAAN BIJIRIN CEREALS AND CEREAL PREPARATIONS	440.4	480.7	544.1	12.2	4,303.0	4,771.7
BERAS RICE	11.8	20.9	25.6	0.6	179.7	203.0
TEPUNG BERAS RICE FLOUR	0.0	0.0	0.0	0.0	0.1	0.2
GANDUM DAN MESLIN WHEAT (INCLUDING SPELT) AND MESLIN	0.0	0.3	0.3	0.0	1.8	1.8
TEPUNG GANDUM DAN TEPUNG MESLIN WHEAT FLOUR AND MESLIN FLOUR	14.4	14.3	15.8	0.4	130.7	158.5
MALT MALT	1.4	2.5	1.9	0.0	18.0	18.5
BISKUT BISCUITS	20.6	33.2	38.4	0.9	312.5	305.6
KELUARAN ROTI BAKERS' WARES	170.8	175.1	156.3	3.5	1,783.0	1,912.0
BIJIRIN BERSALUT KOKO CEREAL COATED WITH CHOCOLATE	20.1	18.6	24.4	0.5	243.7	212.5
BIJIRIN JAGUNG GULUNG ATAU SERPIHAN ROLL OR FLAKE GRAINS OF MAIZE	0.2	1.0	1.3	0.0	18.2	6.5
LAIN-LAIN BIJIRIN JAGUNG OTHER WORKED GRAINS OF MAIZE	1.3	2.5	1.6	-	0.5	8.0
LAIN - LAIN OTHERS	199.7	212.4	278.3	6.3	1,614.7	1,945.2
SAYUR - SAYURAN VEGETABLES	121.7	120.7	123.5	2.8	1,146.2	1,409.4
SAYUR-SAYURAN TROPIKA TROPICAL VEGETABLES	55.3	56.6	57.4	1.3	569.9	658.6
BAYAM SPINACH	2.3	2.2	1.9	0.0	20.7	24.2
CENDAWAN MUSHROOMS	6.0	6.0	5.6	0.1	60.4	69.0
CILI CHILLIES	3.5	2.4	2.3	0.1	30.0	30.4

JADUAL 8 : EKSPORT AGROMAKANAN MENGIKUT KOMODITI TERPILIH
TABLE 8 : EXPORTS OF AGROFOOD BY SELECTED COMMODITIES

KETERANGAN DESCRIPTION	SEPT/ SEPT 2023	OKT/ OCT 2023	NOV/ NOV 2023	% DRP. JUMLAH EKPORT % OF TOTAL EXPORTS	RM JUTA/MILLION	
					JAN - NOV/ JAN - NOV 2022	JAN - NOV/ JAN - NOV 2023
HALIA GINGER	1.4	1.2	1.0	0.0	8.4	14.3
JAGUNG MANIS SWEET CORN	3.8	3.5	3.8	0.1	36.7	39.1
KACANG BENDI LADY'S FINGERS	1.0	0.6	0.5	0.0	6.0	7.1
KACANG BUNCIS FRENCH BEANS	1.5	1.3	1.3	0.0	18.0	16.8
KACANG PANJANG LONG BEANS	1.0	1.6	1.5	0.0	9.8	13.3
KOBIS CABBAGES	1.6	1.5	1.1	0.0	9.7	16.1
SALAD LETTUCE	8.1	8.0	8.2	0.2	76.8	85.1
SAWI BRASSICA	1.0	0.7	0.3	0.0	13.4	9.4
SAYURAN CAMPURAN MIXTURES OF VEGETABLES	8.3	10.4	12.9	0.3	98.4	124.1
TERUNG AUBERGINES (EGG-PLANTS)	2.1	2.9	2.2	0.0	25.1	29.4
TIMUN CUCUMBER	3.1	3.3	4.4	0.1	42.6	40.8
TOMATO TOMATOES	10.4	10.4	10.1	0.2	107.0	134.1
UBI KAYU CASSAVA	0.1	0.3	0.0	0.0	1.2	1.5
UBI KELEDEK SWEET POTATO	0.4	0.4	0.3	0.0	5.5	4.1
SAYUR-SAYURAN TEMPERATE TEMPERATE VEGETABLES	66.4	64.1	66.0	1.5	576.3	750.8
BAWANG ONIONS AND SHALLOTS	5.3	4.9	3.3	0.1	41.5	51.2
BAWANG PUTIH GARLIC	8.4	9.2	11.7	0.3	47.5	92.6
BUNGA KOBIS/BROKOLI CAULIFLOWERS/HEADED BROCCOLI	0.5	1.0	1.3	0.0	4.8	9.9
KEKACANG SHELLED BEANS	7.5	8.9	6.5	0.1	61.7	132.5
LOBAK MERAH CARROTS AND TURNIPS	1.2	1.3	0.8	0.0	8.5	11.5
UBI KENTANG POTATOES	12.7	11.8	15.0	0.3	109.7	142.0
LAIN - LAIN OTHERS	30.8	27.1	27.5	0.6	302.7	311.1

JADUAL 8 : EKSPORT AGROMAKANAN MENGIKUT KOMODITI TERPILIH
TABLE 8 : EXPORTS OF AGROFOOD BY SELECTED COMMODITIES

KETERANGAN DESCRIPTION	SEPT/ SEPT 2023	OKT/ OCT 2023	NOV/ NOV 2023	% DRP. JUMLAH EKPORT % OF TOTAL EXPORTS	RM JUTA/MILLION	
					JAN - NOV/ JAN - NOV 2022	JAN - NOV/ JAN - NOV 2023
BUAH-BUAHAN FRUITS	255.8	234.2	275.7	6.2	1,762.6	2,185.1
BUAH-BUAHAN TROPIKA TROPICAL FRUITS	233.8	217.2	257.7	5.8	1,606.7	2,014.2
PISANG BANANAS	2.5	2.8	2.5	0.1	38.7	31.0
NANAS PINEAPPLES	2.6	3.4	2.9	0.1	35.7	36.1
KELAPA COCONUT	6.2	5.3	5.0	0.1	75.8	55.2
TEMBIKAI WATERMELONS AND MELONS	7.2	7.1	7.2	0.2	63.0	75.3
BETIK PAPAYAS	1.6	1.4	2.3	0.1	22.3	19.1
JAMBU BATU GUAVAS	1.2	1.1	0.9	0.0	9.1	11.1
MANGGA MANGOES	1.3	2.2	2.6	0.1	18.7	26.3
MANGGIS MANGOSTEENS	0.7	0.6	0.9	0.0	4.3	4.9
RAMBUTAN RAMBUTAN	0.9	2.1	0.6	0.0	1.6	4.5
DURIAN DURIAN	22.6	17.8	22.7	0.5	124.0	186.2
BELIMBING STAR FRUITS	1.5	1.3	2.3	0.1	14.9	15.6
NANGKA DAN CEMPEDAK JACK FRUIT	1.4	1.5	1.8	0.0	13.1	14.3
LANGSAT LANGSAT	0.0	10.7	4.2	0.1	1.4	15.2
MATA KUCING (TERMASUK LONGAN) MATA KUCING (INCLUDING LONGAN)	0.4	0.3	0.3	0.0	1.4	2.8
CIKU CIKUS	0.0	0.0	0.0	0.0	0.4	0.6
AVOCADO AVOCADOS	0.4	0.5	0.4	0.0	0.8	3.9
NAGA/PITAYA DRAGON FRUIT	1.5	1.4	1.0	0.0	14.2	15.7
ASAM JAWA TAMARIND	0.5	0.4	0.4	0.0	4.4	4.1
BUAH-BUAHAN DIAWET DAN SEDIAAN FRUIT PRESERVED AND PREPARATIONS	173.4	149.9	190.3	4.3	1,067.8	1,396.1
JUS BUAH-BUAHAN DAN SAYUR-SAYURAN FRUIT AND VEGETABLE JUICES	7.8	7.4	8.8	0.2	93.6	95.0

JADUAL 8 : EKSPORT AGROMAKANAN MENGIKUT KOMODITI TERPILIH
TABLE 8 : EXPORTS OF AGROFOOD BY SELECTED COMMODITIES

KETERANGAN DESCRIPTION	SEPT/ SEPT 2023	OKT/ OCT 2023	NOV/ NOV 2023	% DRP. JUMLAH EKSPORT % OF TOTAL EXPORTS	RM JUTA/MILLION	
					JAN - NOV/ JAN - NOV 2022	JAN - NOV/ JAN - NOV 2023
BUAH-BUAHAN TROPIKA LAIN OTHER TROPICAL FRUITS	0.1	0.1	0.5	0.0	1.4	1.2
BUAH-BUAHAN TEMPERATE TEMPERATE FRUITS	21.9	16.9	18.0	0.4	155.9	170.9
EPAL APPLES	2.2	2.9	1.9	0.0	18.2	18.3
OREN ORANGES	2.8	2.3	1.1	0.0	21.1	18.3
LIMAU MANDARIN MANDARINS (INCLUDING TANGERINES AND SATSUMAS)	0.5	0.3	0.6	0.0	3.3	6.5
PIR PEARS AND QUINCES	0.5	0.5	0.5	0.0	4.4	5.1
ANGGUR GRAPES	2.1	1.7	1.6	0.0	9.3	14.5
KURMA DATES	0.3	0.6	0.7	0.0	20.0	20.0
KACANG NUTS	3.6	3.4	7.0	0.2	40.3	40.1
LAIN - LAIN OTHERS	9.8	5.1	4.6	0.1	39.2	48.1
GULA, SEDIAAN GULA DAN MADU SUGARS, SUGAR PREPARATIONS AND HONEY	154.1	164.1	158.4	3.6	1,408.2	1,426.3
GULA TEBU DAN GULA UBI CANE OR BEET SUGAR	76.4	82.8	78.7	1.8	585.7	575.0
MADU NATURAL HONEY	0.2	0.3	0.7	0.0	5.5	6.5
LAKTOS LACTOSE	0.0	0.0	0.1	0.0	0.4	1.3
MOLASS MOLASSES	2.5	4.6	2.1	0.0	16.6	29.7
GLUKOS/FRUKTOS/MALTOS GLUCOSE/FRUCTOSE/MALTOSE	0.9	1.0	0.7	0.0	20.6	11.4
SEDIAAN GULA SUGAR CONFECTIONERY	3.0	2.0	1.8	0.0	37.8	31.5
LAIN - LAIN OTHERS	71.1	73.4	74.4	1.7	741.7	771.0
KOPI, KOKO, THE, REMPAH DAN KELUARAN COFFEE, COCOA, TEA, SPICES AND MANUFACTURES	998.1	1,046.9	1,139.5	25.7	9,906.6	10,095.7
KOPI DAN PENGGANTINYA COFFEE AND COFFEE SUBSTITUTES	205.9	237.8	244.6	5.5	2,229.5	2,173.8
TEH TEA	12.3	15.8	17.1	0.4	109.3	130.0
KOKO COCOA	575.3	591.9	662.2	14.9	5,706.7	5,771.4

JADUAL 8 : EKSPORT AGROMAKANAN MENGIKUT KOMODITI TERPILIH
TABLE 8 : EXPORTS OF AGROFOOD BY SELECTED COMMODITIES

KETERANGAN DESCRIPTION	SEPT/ SEPT 2023	OKT/ OCT 2023	NOV/ NOV 2023	% DRP. JUMLAH EKSPORT % OF TOTAL EXPORTS	RM JUTA/MILLION	
					JAN - NOV/ JAN - NOV 2022	JAN - NOV/ JAN - NOV 2023
COKLAT DAN SEDIAAN KOKO CHOCOLATE AND PREPARATIONS CONTAINING COCOA	170.0	165.0	179.5	4.0	1,466.0	1,630.7
KETUMBAR SEEDS OF CORIANDER	0.7	0.3	0.3	4.3	5.5	4.5
JINTAN SEEDS OF CUMIN	0.2	0.3	0.5	0.0	2.6	2.5
LADA (HITAM, PUTIH DAN HIJAU) PEPPER (BLACK, WHITE AND GREEN)	13.9	13.2	12.3	0.3	165.3	136.6
CILI KERING FRUITS OF THE GENUS CAPSICUM OR GENUS PIMENTA; DRIED	1.7	1.4	2.4	0.1	27.1	29.5
KUNYIT TURMERIC	0.4	0.4	0.5	0.0	3.2	3.5
LAIN - LAIN OTHERS	17.8	20.9	20.1	0.5	191.4	213.2
BAHAN MAKANAN UNTUK TERNAKAN FEEDING STUFF FOR ANIMALS	265.8	297.0	334.7	7.5	3,254.7	2,891.3
JAGUNG (TIDAK TERMASUK JAGUNG MANIS) MAIZE (NOT INCLUDING SWEET CORN)	0.2	0.2	0.4	0.0	2.5	2.5
HAMPAS KACANG SOYA OIL-CAKE AND OTHER SOLID RESIDUES FROM EXTRACTION OF SOYABEAN OIL	23.2	14.1	16.2	0.4	175.2	150.7
HAMPAS GANDUM BRAN AND POLLARD OF WHEAT	2.0	1.1	2.6	0.1	10.6	14.7
HAMPAS KACANG TANAH OIL-CAKE AND OTHER SOLID RESIDUES FROM EXTRACTION OF GROUND-NUTS OIL	-	-	-	-	-	-
HAMPAS RAPESEED OIL-CAKE AND OTHER SOLID RESIDUES OF RAPESEED	0.0	0.0	-	-	0.9	0.4
HAMPAS KELAPA DAN KOPRA OIL-CAKE AND OTHER SOLID RESIDUES OF COCONUT OR COPRA	0.1	0.1	-	-	0.6	1.1
HAMPAS BERAS BRAN AND RESIDUES OF RICE	-	-	-	-	-	-
HAMPAS DAGING MEAT OFFAL; GREAVES	1.2	2.7	3.1	0.1	20.1	26.3
HAMPAS KANJI RESIDUES OF STARCH MANUFACTURE AND SIMILAR RESIDUES	-	-	-	-	-	-
HAMPAS ISIRUNG KELAPA SAWIT PALM KERNEL CAKE	115.9	151.3	195.1	4.4	1,546.8	1,408.4
MAKANAN TERNAKAN SEDIAAN LAIN OTHER PREPARATIONS OF A KIND USED IN ANIMAL FEEDING	-	-	-	-	-	-
LAIN - LAIN OTHERS	123.2	127.5	117.3	2.6	1,497.9	1,287.3
KELUARAN DAN SEDIAAN MAKANAN LAIN MISCELLANEOUS EDIBLE PRODUCTS AND PREPARATIONS	1,143.1	1,192.6	1,188.6	26.8	11,764.3	11,818.3
MARJERIN DAN LELEMAK MARGARINE AND SHORTENING	232.8	231.2	228.6	5.1	2,796.3	2,316.0

JADUAL 8 : EKSPORT AGROMAKANAN MENGIKUT KOMODITI TERPILIH
TABLE 8 : EXPORTS OF AGROFOOD BY SELECTED COMMODITIES

KETERANGAN DESCRIPTION	SEPT/ SEPT 2023	OKT/ OCT 2023	NOV/ NOV 2023	% DRP. JUMLAH EKPORT % OF TOTAL EXPORTS	RM JUTA/MILLION	
					JAN - NOV/ JAN - NOV 2022	JAN - NOV/ JAN - NOV 2023
RUMUSAN SUSU BAYI PREPARATIONS FOR INFANTS' FEEDING	-	-	15.0	0.3	154.9	136.3
MAKANAN BAYI INFANTS' FOOD	16.1	14.2	-	-	-	-
SOS SAUCES	88.3	85.9	89.8	2.0	844.7	894.1
SUP SOUP	4.3	6.0	7.1	0.2	42.8	62.1
MI/MIHUN/PASTA NOODLES/VERMICELLI/PASTA	2.0	2.3	2.0	0.0	23.0	22.4
MAKANAN TAMBAHAN FOOD SUPPLEMENTS	30.7	41.8	33.3	0.8	419.9	402.4
YIS YEASTS	2.6	2.3	3.5	0.1	45.1	29.0
SUSU ISIAN FILLED MILK	245.4	297.5	262.6	5.9	1,671.1	2,513.7
SARANG BURUNG BIRDS' NESTS	100.7	88.9	103.7	2.3	1,221.8	1,054.1
LAIN - LAIN OTHERS	420.4	422.4	443.0	10.0	4,544.6	4,388.2
JUMLAH TOTAL	4,086.4	4,292.4	4,441.5	100.0	40,512.3	42,256.5

Nota/Notes:

¹ Binatang Ternakan/Livestock

² Tidak Termasuk Ikan Hiasan/Excluding Ornamental Fish

JADUAL 9 : IMPORT AGROMAKANAN MENGIKUT KOMODITI TERPILIH
TABLE 9 : IMPORTS OF AGROFOOD BY SELECTED COMMODITIES

KETERANGAN DESCRIPTION	SEPT/ SEPT 2023	OKT/ OCT 2023	NOV/ NOV 2023	% DRP. JUMLAH IMPORT % OF TOTAL IMPORTS	RM JUTA/MILLION	
					JAN - NOV/ JAN - NOV 2022	JAN - NOV/ JAN - NOV 2023
BINATANG HIDUP¹ LIVE ANIMALS¹	10.2	24.2	20.8	0.3	179.0	221.2
LEMBU/KERBAU CATTLE/BUFFALO	8.1	9.1	12.8	0.2	98.0	103.4
KAMBING/BEIRI GOATS/SHEEP	2.1	2.4	0.7	0.0	17.7	26.2
BABI SWINE	-	-	-	-	-	0.0
AYAM/ITIK LIVE POULTRY	-	12.6	7.2	0.1	63.3	91.7
AYAM TURKI TURKEY	-	-	-	-	-	-
ANGSA GOOSE	-	-	-	-	-	0.0
DAGING DAN SEDIAAN DAGING MEAT AND MEAT PREPARATIONS	660.9	636.0	489.7	7.1	6,158.4	6,612.5
LEMBU/KERBAU BEEF	324.4	351.6	235.2	3.4	3,062.8	3,042.0
KAMBING/BEIRI MUTTON	54.8	46.8	42.8	0.6	1,215.0	721.4
BABI PORK	79.7	53.8	61.1	0.9	426.2	864.8
AYAM/ITIK POULTRY MEAT	188.9	180.9	146.7	2.1	1,433.9	1,931.5
DAGING AYAM TURKI TURKEY MEATS	-	-	0.1	0.0	0.5	0.3
LAIN - LAIN OTHERS	13.1	2.8	3.8	0.1	20.0	52.5
HASIL TENUSU DAIRY PRODUCTS	362.0	489.5	500.2	7.2	5,781.9	4,852.6
SUSU SEGAR FRESH MILK	20.8	24.6	29.6	0.4	258.1	211.8
LAIN-LAIN SUSU, KRIM DAN PRODUK SUSU OTHER MILK, CREAM AND MILK PRODUCTS	257.9	333.4	342.4	4.9	4,216.3	3,339.6
MENTEGA/LAIN-LAIN MINYAK DAN LEMAK DARI TENUSU BUTTER/OTHER FATS AND OILS DERIVED FROM MILK	31.3	60.0	59.7	0.9	572.8	584.1
KEJU DAN DADIH CHEESE AND CURD	51.9	71.5	68.5	1.0	734.7	717.1
TELUR UNGGAS POULTRY EGGS	3.1	2.5	5.4	0.1	45.5	43.2
TELUR UNGGAS POULTRY EGGS	3.1	2.5	5.4	0.1	45.5	43.2
IKAN, KRUSTASEA, MOLUSKA DAN SEDIAAN² FISH, CRUSTACEANS, MOLLUSCS AND PREPARATION²	553.6	584.9	594.4	8.6	6,113.6	5,911.8

JADUAL 9 : IMPORT AGROMAKANAN MENGIKUT KOMODITI TERPILIH
TABLE 9 : IMPORTS OF AGROFOOD BY SELECTED COMMODITIES

KETERANGAN DESCRIPTION	RM JUTA/MILLION					
	SEPT/ SEPT 2023	OKT/ OCT 2023	NOV/ NOV 2023	% DRP. JUMLAH IMPORT % OF TOTAL IMPORTS	JAN - NOV/ JAN - NOV 2022	JAN - NOV/ JAN - NOV 2023
IKAN HIDUP FISH; ALIVE	2.3	1.8	1.9	0.0	14.0	27.2
IKAN SEGAR, DISEJUKKAN DAN DIBEKUKAN FISH; FRESH, CHILLED AND FROZEN	251.4	268.6	285.7	4.1	3,036.4	2,937.9
IKAN KERING, ASIN DAN ASAP FISH; DRIED, SALTED OR IN BRINE, SMOKED	18.8	18.4	16.1	0.2	211.3	190.1
KRUSTASEA DAN MOLUSKA CRUSTACEANS AND MOLLUSCS	173.7	190.3	181.2	2.6	1,840.7	1,798.1
SEDIAAN IKAN, KRUSTASEA DAN MOLUSKA FISH, CRUSTACEANS AND MOLLUSCS; PREPARED	80.8	78.4	81.0	1.2	804.3	705.9
LAIN-LAIN PRODUK IKAN, KRUSTASIA DAN MOLUSKA OTHER FISH, CRUSTACEANS AND MOLLUSCS PRODUCTS	26.6	27.5	28.4	0.4	207.0	252.7
BIJIRIN DAN SEDIAAN BIJIRIN CEREALS AND CEREAL PREPARATIONS	1,243.7	1,256.4	1,229.9	17.7	10,051.3	10,839.9
BERAS RICE	346.4	622.1	520.9	7.5	2,430.6	3,320.8
TEPUNG BERAS RICE FLOUR	3.5	3.3	3.1	0.0	23.0	28.3
GANDUM DAN MESLIN WHEAT (INCLUDING SPELT) AND MESLIN	267.7	174.1	219.3	3.2	2,470.2	2,492.2
TEPUNG GANDUM DAN TEPUNG MESLIN WHEAT FLOUR AND MESLIN FLOUR	18.4	18.7	22.0	0.3	557.4	207.4
MALT MALT	13.6	12.0	15.0	0.2	170.8	123.4
BISKUT BISCUITS	26.3	23.9	27.8	0.4	247.6	256.3
KELUARAN ROTI BAKERS' WARES	24.6	26.1	28.0	0.4	219.2	225.9
BIJIRIN BERSALUT KOKO CEREAL COATED WITH CHOCOLATE	7.9	7.6	9.0	0.1	92.0	86.0
BIJIRIN JAGUNG GULUNG ATAU SERPIHAN ROLL OR FLAKE GRAINS OF MAIZE	438.5	269.0	279.9	4.0	2,789.1	3,048.9
LAIN-LAIN BIJIRIN JAGUNG OTHER WORKED GRAINS OF MAIZE	1.1	0.8	0.3	0.0	7.2	8.7
LAIN - LAIN OTHERS	95.5	98.8	104.5	1.5	1,044.0	1,042.0
SAYUR - SAYURAN VEGETABLES	609.0	624.9	647.3	9.3	5,644.5	6,399.9
SAYUR-SAYURAN TROPIKA TROPICAL VEGETABLES	143.9	132.4	124.0	1.8	1,302.2	1,372.5
BAYAM SPINACH	1.8	1.6	1.5	0.0	13.9	16.9
CENDAWAN MUSHROOMS	28.0	25.1	27.2	0.4	285.3	272.6
CILI CHILLIES	20.7	22.2	25.0	0.4	182.3	198.8

JADUAL 9 : IMPORT AGROMAKANAN MENGIKUT KOMODITI TERPILIH
TABLE 9 : IMPORTS OF AGROFOOD BY SELECTED COMMODITIES

KETERANGAN DESCRIPTION	SEPT/ SEPT 2023	OKT/ OCT 2023	NOV/ NOV 2023	% DRP. JUMLAH IMPORT % OF TOTAL IMPORTS	RM JUTA/MILLION	
					JAN - NOV/ JAN - NOV 2022	JAN - NOV/ JAN - NOV 2023
HALIA GINGER	28.4	21.4	17.2	0.2	130.2	239.9
JAGUNG MANIS SWEET CORN	4.9	6.2	5.8	0.1	54.6	56.6
KACANG BENDI LADY'S FINGERS	0.1	0.1	0.1	0.0	0.9	0.9
KACANG BUNCIS FRENCH BEANS	0.3	0.2	0.2	0.0	1.9	2.8
KACANG PANJANG LONG BEANS	0.1	0.2	0.1	0.0	1.3	1.7
KOBIS CABBAGES	26.4	19.1	15.5	0.2	236.3	219.1
SALAD LETTUCE	1.6	2.3	2.0	0.0	18.4	20.0
SAWI BRASSICA	0.9	1.1	0.8	0.0	18.7	13.4
SAYURAN CAMPURAN MIXTURES OF VEGETABLES	13.0	14.7	13.7	0.2	182.4	146.2
TERUNG AUBERGINES (EGG-PLANTS)	0.3	0.3	0.3	0.0	3.8	3.5
TIMUN CUCUMBER	0.6	0.8	1.0	0.0	9.4	9.2
TOMATO TOMATOES	10.5	12.1	9.6	0.1	119.6	119.8
UBI KAYU CASSAVA	1.6	0.3	0.1	0.0	1.5	4.3
UBI KELEDEK SWEET POTATO	4.7	4.9	3.9	0.1	41.7	46.8
SAYUR-SAYURAN TEMPERATE TEMPERATE VEGETABLES	465.2	492.5	523.4	7.5	4,342.2	5,027.4
BAWANG ONIONS AND SHALLOTS	92.1	99.3	124.7	1.8	855.5	930.9
BAWANG PUTIH GARLIC	99.4	93.5	106.2	1.5	594.8	943.6
BUNGA KOBIS/BROKOLI CAULIFLOWERS/HEADED BROCCOLI	27.0	27.6	26.4	0.4	302.5	311.7
KEKACANG SHELLED BEANS	38.7	45.9	42.1	0.6	445.3	541.1
LOBAK MERAH CARROTS AND TURNIPS	19.2	15.1	13.1	0.2	197.4	176.7
UBI KENTANG POTATOES	140.4	162.9	164.4	2.4	1,381.1	1,610.3
LAIN - LAIN OTHERS	48.3	48.3	46.4	0.7	565.6	513.1

JADUAL 9 : IMPORT AGROMAKANAN MENGIKUT KOMODITI TERPILIH
TABLE 9 : IMPORTS OF AGROFOOD BY SELECTED COMMODITIES

KETERANGAN DESCRIPTION	RM JUTA/MILLION					
	SEPT/ SEPT 2023	OKT/ OCT 2023	NOV/ NOV 2023	% DRP. JUMLAH IMPORT % OF TOTAL IMPORTS	JAN - NOV/ JAN - NOV 2022	JAN - NOV/ JAN - NOV 2023
BUAH-BUAHAN FRUITS	450.0	388.1	420.6	6.1	4,603.5	4,501.4
BUAH-BUAHAN TROPIKA TROPICAL FRUITS	157.1	146.0	155.5	2.2	1,669.5	1,594.3
PISANG BANANAS	8.2	7.4	6.7	0.1	55.5	79.7
NANAS PINEAPPLES	1.2	1.7	1.4	0.0	19.2	14.4
KELAPA COCONUT	19.5	22.0	20.9	0.3	273.1	238.1
TEMBIKAI WATERMELONS AND MELONS	6.3	5.1	3.9	0.1	31.1	41.7
BETIK PAPAYAS	0.2	0.2	0.2	0.0	0.9	1.6
JAMBU BATU GUAVAS	0.4	0.4	0.4	0.0	6.6	5.3
MANGGA MANGOES	4.6	4.4	4.1	0.1	88.9	80.8
MANGGIS MANGOSTEENS	1.5	0.1	0.1	0.0	8.7	4.8
RAMBUTAN RAMBUTAN	0.7	0.1	0.0	0.0	4.4	2.8
DURIAN DURIAN	11.7	0.2	-	-	17.8	48.1
BELIMBING STAR FRUITS	-	-	-	-	0.0	0.0
NANGKA DAN CEMPEDAK JACK FRUIT	0.2	0.4	0.0	0.0	0.1	1.4
LANGSAT LANGSAT	2.1	1.9	0.1	0.0	0.8	4.9
MATA KUCING (TERMASUK LONGAN) MATA KUCING (INCLUDING LONGAN)	5.6	5.3	4.7	0.1	160.8	103.4
CIKU CIKUS	0.0	0.0	0.0	0.0	0.5	0.5
AVOCADO AVOCADOS	5.0	5.3	6.8	0.1	56.9	62.4
NAGA/PITAYA DRAGON FRUIT	0.8	1.6	0.8	0.0	9.6	11.1
ASAM JAWA TAMARIND	2.6	3.4	3.4	0.0	42.0	30.4
BUAH-BUAHAN DIAWET DAN SEDIAAN FRUIT PRESERVED AND PREPARATIONS	63.7	58.4	71.6	1.0	640.5	628.2
JUS BUAH-BUAHAN DAN SAYUR-SAYURAN FRUIT AND VEGETABLE JUICES	15.5	20.4	20.9	0.3	196.9	179.8

JADUAL 9 : IMPORT AGROMAKANAN MENGIKUT KOMODITI TERPILIH
TABLE 9 : IMPORTS OF AGROFOOD BY SELECTED COMMODITIES

KETERANGAN DESCRIPTION	RM JUTA/MILLION					
	SEPT/ SEPT 2023	OKT/ OCT 2023	NOV/ NOV 2023	% DRP. JUMLAH IMPORT % OF TOTAL IMPORTS	JAN - NOV/ JAN - NOV 2022	JAN - NOV/ JAN - NOV 2023
BUAH-BUAHAN TROPIKA LAIN OTHER TROPICAL FRUITS	7.2	7.6	9.6	0.1	55.3	55.1
BUAH-BUAHAN TEMPERATE TEMPERATE FRUITS	292.9	242.1	265.1	3.8	2,934.0	2,907.1
EPAL APPLES	64.0	51.2	60.0	0.9	497.5	524.9
OREN ORANGES	61.7	34.8	18.4	0.3	466.1	389.6
LIMAU MANDARIN MANDARINS (INCLUDING TANGERINES AND SATSUMAS)	8.4	8.7	14.3	0.2	272.7	239.5
PIR PEARS AND QUINCES	16.8	10.9	12.0	0.2	172.3	158.3
ANGGUR GRAPES	56.3	45.0	51.6	0.7	444.5	503.1
KURMA DATES	4.1	8.8	11.1	0.2	239.9	188.2
KACANG NUTS	40.7	33.0	46.0	0.7	350.8	356.3
LAIN - LAIN OTHERS	40.9	49.7	51.6	0.7	490.2	547.3
GULA, SEDIAAN GULA DAN MADU SUGARS, SUGAR PREPARATIONS AND HONEY	353.7	588.3	523.5	7.5	4,510.7	5,838.9
GULA TEBU DAN GULA UBI CANE OR BEET SUGAR	252.1	488.5	415.8	6.0	3,512.0	4,822.4
MADU NATURAL HONEY	4.8	4.1	4.8	0.1	62.9	47.3
LAKTOS LACTOSE	3.4	1.9	1.8	0.0	37.2	29.4
MOLASS MOLASSES	3.7	4.4	3.8	0.1	44.9	48.6
GLUKOS/FRUKTOS/MALTOS GLUCOSE/FRUCTOSE/MALTOSE	23.5	23.2	24.2	0.3	228.8	220.7
SEDIAAN GULA SUGAR CONFECTIONERY	9.1	8.7	10.1	0.1	95.1	91.2
LAIN - LAIN OTHERS	57.2	57.5	63.1	0.9	529.8	579.4
KOPI, KOKO, THE, REMPAH DAN KELUARAN COFFEE, COCOA, TEA, SPICES AND MANUFACTURES	773.3	1,029.6	1,096.8	15.8	9,195.4	10,835.1
KOPI DAN PENGGANTINYA COFFEE AND COFFEE SUBSTITUTES	161.5	180.1	170.0	2.4	2,061.4	1,830.0
TEH TEA	29.1	47.5	51.2	0.7	353.2	405.8
KOKO COCOA	391.1	617.9	691.6	10.0	4,831.2	6,578.6

JADUAL 9 : IMPORT AGROMAKANAN MENGIKUT KOMODITI TERPILIH
TABLE 9 : IMPORTS OF AGROFOOD BY SELECTED COMMODITIES

KETERANGAN DESCRIPTION	RM JUTA/MILLION					
	SEPT/ SEPT 2023	OKT/ OCT 2023	NOV/ NOV 2023	% DRP. JUMLAH IMPORT % OF TOTAL IMPORTS	JAN - NOV/ JAN - NOV 2022	JAN - NOV/ JAN - NOV 2023
COKLAT DAN SEDIAAN KOKO CHOCOLATE AND PREPARATIONS CONTAINING COCOA	70.4	84.9	82.0	1.2	820.2	794.2
KETUMBAR SEEDS OF CORIANDER	9.2	10.6	6.3	0.1	107.9	94.0
JINTAN SEEDS OF CUMIN	18.6	6.3	12.0	0.2	40.2	97.6
LADA (HITAM, PUTIH DAN HIJAU) PEPPER (BLACK, WHITE AND GREEN)	5.0	4.2	4.9	0.1	64.9	61.6
CILI KERING FRUITS OF THE GENUS CAPSICUM OR GENUS PIMENTA; DRIED	60.6	47.6	49.8	0.7	574.5	674.6
KUNYIT TURMERIC	7.8	7.7	7.0	0.1	49.0	54.7
LAIN - LAIN OTHERS	20.1	22.6	21.9	0.3	293.0	244.1
BAHAN MAKANAN UNTUK TERNAKAN FEEDING STUFF FOR ANIMALS	859.2	793.4	676.5	9.7	8,717.5	7,846.8
JAGUNG (TIDAK TERMASUK JAGUNG MANIS) MAIZE (NOT INCLUDING SWEET CORN)	221.6	181.5	158.6	2.3	2,717.0	1,781.4
HAMPAS KACANG SOYA OIL-CAKE AND OTHER SOLID RESIDUES FROM EXTRACTION OF SOYABEAN OIL	384.5	316.4	239.7	3.5	3,159.0	3,205.8
HAMPAS GANDUM BRAN AND POLLARD OF WHEAT	9.6	11.2	11.5	0.2	121.9	115.5
HAMPAS KACANG TANAH OIL-CAKE AND OTHER SOLID RESIDUES FROM EXTRACTION OF GROUND-NUTS OIL	-	-	-	-	0.0	0.0
HAMPAS RAPESEED OIL-CAKE AND OTHER SOLID RESIDUES OF RAPESEED	0.8	1.2	1.7	0.0	6.8	10.3
HAMPAS KELAPA DAN KOPRA OIL-CAKE AND OTHER SOLID RESIDUES OF COCONUT OR COPRA	0.1	0.0	0.8	0.0	5.3	4.1
HAMPAS BERAS BRAN AND RESIDUES OF RICE	-	-	-	-	-	-
HAMPAS DAGING MEAT OFFAL; GREAVES	40.0	49.1	44.6	0.6	417.6	448.8
HAMPAS KANJI RESIDUES OF STARCH MANUFACTURE AND SIMILAR RESIDUES	-	-	-	-	-	-
HAMPAS ISIRUNG KELAPA SAWIT PALM KERNEL CAKE	8.8	13.4	18.5	0.3	35.1	129.5
MAKANAN TERNAKAN SEDIAAN LAIN OTHER PREPARATIONS OF A KIND USED IN ANIMAL FEEDING	-	-	-	-	0.1	0.1
LAIN - LAIN OTHERS	193.9	220.5	201.1	2.9	2,254.6	2,151.4
KELUARAN DAN SEDIAAN MAKANAN LAIN MISCELLANEOUS EDIBLE PRODUCTS AND PREPARATIONS	719.9	758.9	740.6	10.7	8,268.2	7,695.6
MARJERIN DAN LEMAK MARGARINE AND SHORTENING	39.5	26.8	33.9	0.5	144.5	233.0

JADUAL 9 : IMPORT AGROMAKANAN MENGIKUT KOMODITI TERPILIH
TABLE 9 : IMPORTS OF AGROFOOD BY SELECTED COMMODITIES

KETERANGAN DESCRIPTION	RM JUTA/MILLION					
	SEPT/ SEPT 2023	OKT/ OCT 2023	NOV/ NOV 2023	% DRP. JUMLAH IMPORT % OF TOTAL IMPORTS	JAN - NOV/ JAN - NOV 2022	JAN - NOV/ JAN - NOV 2023
RUMUSAN SUSU BAYI PREPARATIONS FOR INFANTS' FEEDING	-	-	-	-	-	-
MAKANAN BAYI INFANTS' FOOD	19.2	25.3	22.9	0.3	225.0	234.3
SOS SAUCES	64.9	65.4	66.0	0.9	748.2	698.7
SUP SOUP	1.9	1.7	1.3	0.0	13.0	15.2
M/MIHUN/PASTA NOODLES/VERMICELLI/PASTA	22.5	22.0	21.3	0.3	192.3	227.9
MAKANAN TAMBAHAN FOOD SUPPLEMENTS	108.6	115.9	109.1	1.6	1,725.5	1,218.1
YIS YEASTS	8.0	10.6	7.9	0.1	81.6	91.2
SUSU ISIAN FILLED MILK	1.9	17.4	14.0	0.2	172.9	186.6
SARANG BURUNG BIRDS' NESTS	0.2	0.0	0.1	0.0	1.8	0.4
LAIN - LAIN OTHERS	453.1	473.8	464.2	6.7	4,963.4	4,790.3
JUMLAH TOTAL	6,598.6	7,176.7	6,945.6	100.0	69,269.5	71,598.9

Nota/Notes:


¹ Binatang Ternakan/Livestock

² Tidak Termasuk Ikan Hiasan/Excluding Ornamental Fish

JADUAL 10 : EKSPORT DAN IMPORT AGROMAKANAN MENGIKUT NEGARA ASAL & YANG DITUJU
TABLE 10 : EXPORTS AND IMPORTS FOR AGROFOOD BY COUNTRY OF ORIGIN & DESTINATION

RM JUTA/MILLION

KETERANGAN NEGARA COUNTRY DESCRIPTION	EKSPORT EXPORTS			IMPORT IMPORTS			IMBANGAN DAGANGAN BALANCE OF TRADE	
	NOV/ NOV	JAN-NOV/ JAN-NOV	2023	NOV/ NOV	JAN-NOV/ JAN-NOV	2023	JAN-NOV/ JAN-NOV	2023
	2023	2022	2023	2023	2022	2023	2022	2023
SINGAPORE, REPUBLIC OF	800.9	7,710.6	8,378.6	289.2	2,665.4	2,826.1	5,045.2	5,552.6
CHINA, PEOPLE'S REPUBLIC OF	660.7	5,039.7	5,668.3	911.2	7,833.8	8,113.2	(2,794.0)	(2,444.9)
INDONESIA, REPUBLIC OF	271.3	2,370.3	2,442.2	423.8	3,880.1	4,032.8	(1,509.8)	(1,590.6)
THAILAND	260.6	2,265.9	2,482.5	584.9	6,445.2	7,932.4	(4,179.3)	(5,449.9)
JAPAN	202.7	1,541.3	1,502.5	56.1	697.9	600.6	843.4	901.8
PHILIPPINES	193.0	1,813.0	1,890.3	40.6	428.1	409.4	1,384.8	1,480.9
UNITED STATES OF AMERICA	167.2	1,718.2	1,778.8	202.8	3,416.7	2,469.9	(1,698.5)	(691.1)
AUSTRALIA	145.3	1,419.5	1,420.5	439.4	4,816.0	4,120.9	(3,396.5)	(2,700.4)
KOREA, REPUBLIC OF	143.0	1,351.8	1,290.6	62.5	562.1	642.2	789.7	648.4
VIETNAM, SOCIALIST REP. OF	129.2	1,643.8	1,200.9	291.6	2,819.9	2,931.9	(1,176.1)	(1,731.0)
HONG KONG	127.9	1,089.2	1,126.4	8.7	120.9	123.4	968.2	1,003.0
TAIWAN	91.2	897.0	860.5	31.7	403.6	376.6	493.4	483.8
SAUDI ARABIA	85.8	828.1	839.5	5.9	49.6	48.0	778.5	791.4
UNITED ARAB EMIRATES	83.8	752.1	647.0	10.1	70.0	80.5	682.1	566.5
NEW ZEALAND	81.4	703.5	600.1	261.8	3,207.3	2,862.4	(2,503.8)	(2,262.3)
TURKEY	79.4	625.8	760.3	41.9	360.0	399.5	265.9	360.8
BRUNEI DARUSSALAM	60.5	717.7	664.0	0.3	5.6	2.8	712.1	661.2
RUSSIAN FEDERATION	37.3	275.2	305.9	1.0	41.7	62.7	233.5	243.2
NIGERIA	35.0	183.7	219.0	62.3	366.3	882.8	(182.5)	(663.7)
ESTONIA	32.4	192.2	252.2	0.0	2.5	2.7	189.7	249.5
INDIA	31.2	260.4	308.3	428.8	6,121.7	5,847.7	(5,861.3)	(5,539.4)
CANADA	30.9	302.7	301.9	83.4	622.3	681.4	(319.6)	(379.5)
NETHERLANDS	29.9	148.2	228.1	106.2	1,006.1	954.2	(857.9)	(726.1)
FRANCE	28.6	252.3	266.8	32.9	454.5	378.6	(202.2)	(111.9)
PAKISTAN	28.4	502.9	393.8	288.0	1,134.8	1,227.8	(631.9)	(833.9)
SENEGAL	28.1	127.2	272.0	-	-	0.6	127.2	271.3
BRAZIL	25.4	176.0	273.0	537.6	3,119.9	4,284.4	(2,944.0)	(4,011.4)
MYANMAR, UNION OF	23.4	323.5	311.2	31.5	337.0	468.0	(13.5)	(156.8)
PAPUA NEW GUINEA	22.6	183.7	177.4	10.8	170.0	144.7	13.7	32.7
MEXICO	22.5	302.1	255.0	0.8	69.4	80.7	232.7	174.3
UNITED KINGDOM	19.5	239.0	245.2	19.7	209.4	185.4	29.6	59.8
BANGLADESH	18.1	266.9	216.7	7.3	111.5	90.3	155.4	126.4
SOUTH AFRICA, REPUBLIC OF	17.8	208.1	181.0	46.7	805.3	1,045.1	(597.2)	(864.1)
TOGO	17.7	91.4	118.2	-	-	0.5	91.4	117.7
CHILE	17.2	75.8	105.4	15.7	180.4	164.4	(104.6)	(59.0)
MAURITIUS	15.9	98.6	116.7	0.0	0.5	2.4	98.1	114.3
PERU	15.8	175.0	197.8	51.3	63.5	297.4	111.5	(99.6)
EGYPT	15.2	155.2	141.3	11.2	287.2	299.0	(132.0)	(157.7)
OMAN	14.9	109.0	113.9	31.6	286.7	246.7	(177.6)	(132.9)
SRI LANKA, REPUBLIC OF	13.8	111.6	154.4	8.9	60.6	67.7	50.9	86.7
KAZAKHSTAN	13.6	108.3	109.5	0.0	0.4	0.0	108.0	109.5
UZBEKISTAN	12.8	70.8	104.3	0.0	0.1	0.7	70.7	103.5
MALDIVES	12.3	114.9	104.9	0.1	0.8	0.7	114.1	104.2
GERMANY, FEDERAL REPUBLIC OF	12.2	87.4	147.5	110.6	767.3	868.3	(679.9)	(720.7)
IRAQ	11.9	93.3	145.0	-	0.5	0.0	92.9	145.0
QATAR	10.9	188.8	145.1	-	0.3	0.3	188.5	144.8
SOMALIA	10.7	65.8	79.6	-	-	-	65.8	79.6
KUWAIT	10.4	137.9	151.9	-	-	0.0	137.9	151.9
GHANA	9.3	94.9	138.3	9.3	664.7	580.2	(569.8)	(441.9)
GABON	8.8	35.5	66.5	-	0.2	0.2	35.2	66.4
CONGO	8.8	44.8	55.3	-	29.0	41.5	15.8	13.8
CAMBODIA	8.7	114.6	97.6	27.4	118.6	157.2	(4.0)	(59.6)
ALGERIA	8.5	128.0	68.5	-	11.0	8.2	117.0	60.3
JORDAN	8.4	84.1	67.5	0.5	6.6	11.2	77.5	56.3
FIJI	7.2	94.6	70.3	-	-	0.1	94.6	70.3
MADAGASCAR	6.7	45.0	54.4	3.7	61.2	51.6	(16.2)	2.8
CAMEROON	6.6	64.3	97.2	1.0	255.1	221.2	(190.8)	(124.0)
NEGARA LAIN	148.3	1,691.1	1,844.7	1,354.87	14,120.15	14,269.56	(12,429.0)	(12,424.8)
<i>OTHER COUNTRIES</i>								
JUMLAH/TOTAL	4,441.5	40,512.3	42,256.5	6,945.6	69,269.5	71,598.9	(28,757.2)	(29,342.4)



**PEJABAT ATASE/
PERWAKILAN
PERTANIAN DAN
NEGARA ASEAN
*AGRICULTURE ATTACHE'
OFFICE/ AGRICULTURE
COUNSELOR OFFICE
AND ASEAN COUNTRIES***

Muka surat ini sengaja dibiarkan kosong.
This page is deliberately left blank.

**JADUAL 11 : PERDAGANGAN LUAR NEGERI BAGI AGROMAKANAN DAN HASIL
PERTANIAN TERPILIH MENGIKUT NEGARA - ITALY**
TABLE 11 : EXTERNAL TRADE FOR AGROFOOD AND SELECTED
AGRICULTURAL PRODUCTS BY COUNTRIES - ITALY

KATEGORI CATEGORY	2020			RM JUTA/MILLION 2021		
	EXPORT/ EXPORTS	IMPORT IMPORTS	IMBANGAN DAGANGAN/ BALANCE OF TRADE	EXPORT/ EXPORTS	IMPORT IMPORTS	IMBANGAN DAGANGAN/ BALANCE OF TRADE
JUMLAH AGROMAKANAN TOTAL OF AGROFOOD	43.9	285.7	(241.8)	39.4	392.3	(352.9)
TERNAKAN LIVESTOCK	0.0	19.9	(19.9)	-	21.7	(21.7)
BINATANG HIDUP ¹ LIVE ANIMALS ¹	-	-	-	-	-	-
DAGING DAN SEDIAAN DAGING MEAT AND MEAT PREPARATIONS	0.0	0.5	(0.5)	-	0.2	(0.2)
HASIL TENUSU DAIRY PRODUCTS	-	7.4	(7.4)	-	6.2	(6.2)
TELUR UNGGAS POULTRY EGGS	-	12.0	(12.0)	-	15.3	(15.3)
PERIKANAN FISHERIES	8.5	0.3	8.2	8.0	0.4	7.6
IKAN, KRUSTASEA, MOLUSKA DAN SEDIAAN ² FISH, CRUSTACEANS, MOLLUSCS AND PREPARATIONS ²	8.5	0.3	8.2	8.0	0.4	7.6
TANAMAN FOOD CROPS	31.4	149.6	(118.2)	27.0	209.0	(182.0)
BIJIRIN DAN SEDIAAN BIJIRIN CEREALS AND CEREAL PREPARATIONS	3.3	32.5	(29.2)	3.4	43.8	(40.4)
SAYUR-SAYURAN VEGETABLES	0.0	21.6	(21.6)	-	21.4	(21.4)
BUAH-BUAHAN FRUITS	0.5	23.0	(22.5)	0.8	37.0	(36.2)
GULA, SEDIAAN GULA DAN MADU SUGARS, SUGAR PREPARATIONS AND HONEY	0.1	2.6	(2.5)	0.1	3.5	(3.4)
KOPI, KOKO, TEH, REMPAH DAN KELUARAN COFFEE, COCOA, TEA, SPICES AND MANUFACTURES	27.5	69.9	(42.5)	22.7	103.3	(80.6)
LAIN-LAIN OTHERS	4.1	115.9	(111.8)	4.4	161.2	(156.8)
BAHAN MAKANAN UNTUK TERNAKAN FEEDING STUFF FOR ANIMALS	1.4	15.3	(13.9)	0.1	26.9	(26.9)
KELUARAN DAN SEDIAAN MAKANAN LAIN MISCELLANEOUS EDIBLE PRODUCTS AND PREPARATIONS	2.7	100.6	(97.9)	4.3	134.2	(129.9)
JUMLAH KEPERLUAN PERTANIAN TOTAL OF AGRICULTURAL INPUTS	0.3	92.0	(91.7)	0.0	99.5	(99.5)
BAJA FERTILIZERS	-	16.6	(16.6)	-	36.5	(36.5)
UBAT-UBATAN VETERINAR VETERINARY MEDICAMENTS	-	10.7	(10.7)	-	12.0	(12.0)

**JADUAL 11 : PERDAGANGAN LUAR NEGERI BAGI AGROMAKANAN DAN HASIL
PERTANIAN TERPILIH MENGIKUT NEGARA - ITALY**
TABLE 11 : EXTERNAL TRADE FOR AGROFOOD AND SELECTED
AGRICULTURAL PRODUCTS BY COUNTRIES - ITALY

KATEGORI CATEGORY	2020			RM JUTA/MILLION 2021		
	EXPORT/ EXPORTS	IMPORT IMPORTS	IMBANGAN DAGANGAN/ BALANCE OF TRADE	EXPORT/ EXPORTS	IMPORT IMPORTS	IMBANGAN DAGANGAN/ BALANCE OF TRADE
UBAT PEMBUNUH KUMAN, UBAT SERANGGA DSB. DISINFECTANTS, INSECTICIDES, FUNGICIDES, WEED KILLERS AND ANTI-SPROUTING PRODUCTS, ETC.	-	14.2	(14.2)	-	11.6	(11.6)
JENTERA PERTANIAN (TERMASUK TRAKTOR) DAN ALAT GANTI AGRICULTURAL MACHINERY (INCLUDING TRACTORS) AND PARTS	0.3	50.6	(50.3)	0.0	39.4	(39.3)
JUMLAH KELUARAN PERTANIAN LAIN TOTAL OF OTHER AGRICULTURAL PRODUCTS	1,480.6	217.9	1,262.6	1,291.9	209.1	1,082.8
BINATANG HIDUP (BUKAN BINATANG TERNAKAN) LIVE ANIMALS (NON LIVESTOCK)	-	0.0	(0.0)	-	0.0	(0.0)
IKAN HIASAN ORNAMENTAL FISH	0.1	-	0.1	0.1	-	0.1
RUMPAI LAUT SEAWEED	-	0.4	(0.4)	-	0.2	(0.2)
LAIN-LAIN PRODUK IKAN OTHER FISH PRODUCTS	-	-	-	-	-	-
MINUMAN DAN TEMBAKAU BEVERAGES AND TOBACCO	0.1	38.5	(38.4)	0.3	23.1	(22.8)
MINYAK KELAPA SAWIT PALM OIL	1,162.4	0.0	1,162.3	1,014.2	0.0	1,014.1
MINYAK ISIRUNG KELAPA SAWIT PALM KERNEL OIL	22.5	0.0	22.5	51.0	0.0	51.0
BUNGA-BUNGAAN FLORICULTURE	-	0.0	(0.0)	-	-	-
BAHAN TANAMAN UNTUK PEMBIAKAN SEEDS AND BUDS FOR SOWING	-	0.3	(0.3)	-	0.8	(0.8)
LEMAK HAIWAN DAN SAYURAN/LAIN-LAIN BIJI-BIJI MINYAK ANIMAL AND VEGETABLE FATS/OTHER OIL SEEDS	176.0	25.3	150.7	35.0	41.8	(6.8)
GETAH ASLI DAN SUSU GETAH NATURAL RUBBER AND NATURAL GUMS IN PRIMARY FORMS	45.5	0.0	45.5	53.3	0.0	53.3
KULIT DAN BULU BINATANG HIDES AND SKIN	2.4	79.0	(76.6)	3.2	80.1	(76.9)
GENTIAN ASLI NATURAL FIBRES	50.2	4.3	45.9	122.8	1.3	121.5
HASIL PERHUTANAN FORESTRY PRODUCTS	21.4	70.1	(48.7)	12.1	61.8	(49.7)
JUMLAH TOTAL	1,524.8	595.6	929.2	1,331.3	700.9	630.4

Nota/Notes:

¹ Binatang Ternakan/Livestock

² Tidak Termasuk Ikan Hiasan/Excluding Ornamental Fish

**JADUAL 11 : PERDAGANGAN LUAR NEGERI BAGI AGROMAKANAN DAN HASIL
PERTANIAN TERPILIH MENGIKUT NEGARA - ITALY**
TABLE 11 : EXTERNAL TRADE FOR AGROFOOD AND SELECTED
AGRICULTURAL PRODUCTS BY COUNTRIES - ITALY

KATEGORI CATEGORY	2022			2023 (JAN-NOV/JAN-NOV)		
	EXPORT/ EXPORTS	IMPORT IMPORTS	IMBANGAN DAGANGAN/ BALANCE OF TRADE	EXPORT/ EXPORTS	IMPORT IMPORTS	IMBANGAN DAGANGAN/ BALANCE OF TRADE
JUMLAH AGROMAKANAN TOTAL OF AGROFOOD	46.0	352.4	(306.4)	80.2	304.5	(224.2)
TERNAKAN LIVESTOCK	-	27.7	(27.7)	-	27.8	(27.8)
BINATANG HIDUP ¹ LIVE ANIMALS ¹	-	-	-	-	-	-
DAGING DAN SEDIAAN DAGING MEAT AND MEAT PREPARATIONS	-	0.5	(0.5)	-	1.3	(1.3)
HASIL TENUSU DAIRY PRODUCTS	-	8.7	(8.7)	-	9.4	(9.4)
TELUR UNGGAS POULTRY EGGS	-	18.4	(18.4)	-	17.0	(17.0)
PERIKANAN FISHERIES	9.9	0.4	9.5	6.1	0.9	5.2
IKAN, KRUSTASEA, MOLUSKA DAN SEDIAAN ² FISH, CRUSTACEANS, MOLLUSCS AND PREPARATIONS ²	9.9	0.4	9.5	6.1	0.9	5.2
TANAMAN FOOD CROPS	30.4	211.1	(180.7)	43.7	192.5	(148.7)
BIJIRIN DAN SEDIAAN BIJIRIN CEREALS AND CEREAL PREPARATIONS	3.8	56.3	(52.5)	20.9	63.0	(42.1)
SAYUR-SAYURAN VEGETABLES	0.1	26.8	(26.7)	0.2	28.3	(28.1)
BUAH-BUAHAN FRUITS	0.5	38.4	(37.9)	1.0	35.5	(34.5)
GULA, SEDIAAN GULA DAN MADU SUGARS, SUGAR PREPARATIONS AND HONEY	0.2	3.4	(3.2)	0.3	2.8	(2.5)
KOPI, KOKO, TEH, REMPAH DAN KELUARAN COFFEE, COCOA, TEA, SPICES AND MANUFACTURES	25.9	86.2	(60.3)	21.3	62.9	(41.6)
LAIN-LAIN OTHERS	5.7	113.2	(107.5)	30.4	83.4	(52.9)
BAHAN MAKANAN UNTUK TERNAKAN FEEDING STUFF FOR ANIMALS	1.1	30.6	(29.6)	28.0	22.8	5.2
KELUARAN DAN SEDIAAN MAKANAN LAIN MISCELLANEOUS EDIBLE PRODUCTS AND PREPARATIONS	4.7	82.5	(77.9)	2.4	60.5	(58.2)
JUMLAH KEPERLUAN PERTANIAN TOTAL OF AGRICULTURAL INPUTS	0.1	92.7	(92.6)	0.1	101.6	(101.5)
BAJA FERTILIZERS	-	9.8	(9.8)	0.0	12.4	(12.4)
UBAT-UBATAN VETERINAR VETERINARY MEDICAMENTS	-	17.1	(17.1)	0.0	22.7	(22.7)

**JADUAL 11 : PERDAGANGAN LUAR NEGERI BAGI AGROMAKANAN DAN HASIL
PERTANIAN TERPILIH MENGIKUT NEGARA - ITALY**
TABLE 11 : EXTERNAL TRADE FOR AGROFOOD AND SELECTED
AGRICULTURAL PRODUCTS BY COUNTRIES - ITALY

KATEGORI CATEGORY	2022			2023 (JAN-NOV/JAN-NOV)		
	EXPORT/ EXPORTS	IMPORT IMPORTS	IMBANGAN DAGANGAN/ BALANCE OF TRADE	EXPORT/ EXPORTS	IMPORT IMPORTS	IMBANGAN DAGANGAN/ BALANCE OF TRADE
UBAT PEMBUNUH KUMAN, UBAT SERANGGA DSB. DISINFECTANTS, INSECTICIDES, FUNGICIDES, WEED KILLERS AND ANTI-SPROUTING PRODUCTS, ETC.	-	19.9	(19.9)	-	9.4	(9.4)
JENTERA PERTANIAN (TERMASUK TRAKTOR) DAN ALAT GANTI AGRICULTURAL MACHINERY (INCLUDING TRACTORS) AND PARTS	0.1	45.9	(45.8)	0.1	57.1	(57.1)
JUMLAH KELUARAN PERTANIAN LAIN TOTAL OF OTHER AGRICULTURAL PRODUCTS	1,685.7	247.6	1,438.1	1,254.1	235.5	1,018.6
BINATANG HIDUP (BUKAN BINATANG TERNAKAN) LIVE ANIMALS (NON LIVESTOCK)	0.0	0.0	(0.0)	-	0.0	(0.0)
IKAN HIASAN ORNAMENTAL FISH	0.0	-	0.0	-	-	-
RUMPAI LAUT SEAWEED	-	0.5	(0.5)	0.0	0.8	(0.8)
LAIN-LAIN PRODUK IKAN OTHER FISH PRODUCTS	-	-	-	-	0.0	(0.0)
MINUMAN DAN TEMBAKAU BEVERAGES AND TOBACCO	0.8	51.6	(50.9)	0.8	44.1	(43.3)
MINYAK KELAPA SAWIT PALM OIL	1,290.3	-	1,290.3	946.4	-	946.4
MINYAK ISIRUNG KELAPA SAWIT PALM KERNEL OIL	67.9	-	67.9	51.5	-	51.5
BUNGA-BUNGAAN FLORICULTURE	-	0.0	(0.0)	-	0.0	(0.0)
BAHAN TANAMAN UNTUK PEMBIAKAN SEEDS AND BUDS FOR SOWING	-	0.3	(0.3)	-	0.3	(0.3)
LEMAK HAIWAN DAN SAYURAN/LAIN-LAIN BIJI-BIJI MINYAK ANIMAL AND VEGETABLE FATS/OTHER OIL SEEDS	97.6	39.6	58.0	82.9	28.7	54.2
GETAH ASLI DAN SUSU GETAH NATURAL RUBBER AND NATURAL GUMS IN PRIMARY FORMS	51.7	-	51.7	42.3	0.0	42.3
KULIT DAN BULU BINATANG HIDES AND SKIN	3.1	73.7	(70.6)	3.5	70.2	(66.7)
GENTIAN ASLI NATURAL FIBRES	150.8	5.0	145.9	76.1	1.7	74.4
HASIL PERHUTANAN FORESTRY PRODUCTS	23.5	76.7	(53.2)	50.7	89.7	(39.0)
JUMLAH TOTAL	1,731.8	692.6	1,039.2	1,334.4	641.6	692.8

Nota/Notes:

¹ Binatang Ternakan/Livestock

² Tidak Termasuk Ikan Hiasan/Excluding Ornamental Fish

**JADUAL 12 : PERDAGANGAN LUAR NEGERI BAGI AGROMAKANAN DAN HASIL
PERTANIAN TERPILIH MENGIKUT NEGARA - UNITED ARAB EMIRATES**
TABLE 12 : EXTERNAL TRADE FOR AGROFOOD AND SELECTED
AGRICULTURAL PRODUCTS BY COUNTRIES - UNITED ARAB EMIRATES

KATEGORI CATEGORY	2020			RM JUTA/MILLION 2021		
	EXPORT/ EXPORTS	IMPORT IMPORTS	IMBANGAN DAGANGAN/ BALANCE OF TRADE	EXPORT/ EXPORTS	IMPORT IMPORTS	IMBANGAN DAGANGAN/ BALANCE OF TRADE
JUMLAH AGROMAKANAN TOTAL OF AGROFOOD	568.8	80.4	488.4	648.6	84.5	564.1
TERNAKAN LIVESTOCK	100.3	0.2	100.0	121.9	2.1	119.9
BINATANG HIDUP ¹ LIVE ANIMALS ¹	-	-	-	-	-	-
DAGING DAN SEDIAAN DAGING MEAT AND MEAT PREPARATIONS	61.4	0.1	61.3	78.1	0.0	78.1
HASIL TENUSU DAIRY PRODUCTS	38.8	0.1	38.7	43.8	2.0	41.8
TELUR UNGGAS POULTRY EGGS	-	-	-	-	-	-
PERIKANAN FISHERIES	14.4	18.5	(4.0)	14.7	15.9	(1.2)
IKAN, KRUSTASEA, MOLUSKA DAN SEDIAAN ² FISH, CRUSTACEANS, MOLLUSCS AND PREPARATIONS ²	14.4	18.5	(4.0)	14.7	15.9	(1.2)
TANAMAN FOOD CROPS	249.3	57.0	192.3	293.4	58.3	235.1
BIJIRIN DAN SEDIAAN BIJIRIN CEREALS AND CEREAL PREPARATIONS	42.5	2.6	40.0	59.1	2.3	56.9
SAYUR-SAYURAN VEGETABLES	18.6	12.8	5.8	14.7	12.1	2.7
BUAH-BUAHAN FRUITS	13.0	21.5	(8.5)	19.5	23.6	(4.2)
GULA, SEDIAAN GULA DAN MADU SUGARS, SUGAR PREPARATIONS AND HONEY	3.7	10.9	(7.2)	3.1	7.8	(4.8)
KOPI, KOKO, TEH, REMPAH DAN KELUARAN COFFEE, COCOA, TEA, SPICES AND MANUFACTURES	171.4	9.2	162.2	197.0	12.5	184.5
LAIN-LAIN OTHERS	204.9	4.8	200.1	218.6	8.2	210.4
BAHAN MAKANAN UNTUK TERNAKAN FEEDING STUFF FOR ANIMALS	2.9	2.8	0.1	6.8	3.4	3.5
KELUARAN DAN SEDIAAN MAKANAN LAIN MISCELLANEOUS EDIBLE PRODUCTS AND PREPARATIONS	202.0	2.0	200.0	211.8	4.9	206.9
JUMLAH KEPERLUAN PERTANIAN TOTAL OF AGRICULTURAL INPUTS	2.6	47.5	(44.9)	2.6	100.6	(98.0)
BAJA FERTILIZERS	0.2	45.4	(45.2)	0.5	98.1	(97.6)
UBAT-UBATAN VETERINAR VETERINARY MEDICAMENTS	-	-	-	-	-	-

**JADUAL 12 : PERDAGANGAN LUAR NEGERI BAGI AGROMAKANAN DAN HASIL
PERTANIAN TERPILIH MENGIKUT NEGARA - UNITED ARAB EMIRATES**
TABLE 12 : EXTERNAL TRADE FOR AGROFOOD AND SELECTED
AGRICULTURAL PRODUCTS BY COUNTRIES - UNITED ARAB EMIRATES

KATEGORI CATEGORY	2020			RM JUTA/MILLION 2021		
	EXPORT/ EXPORTS	IMPORT IMPORTS	IMBANGAN DAGANGAN/ BALANCE OF TRADE	EXPORT/ EXPORTS	IMPORT IMPORTS	IMBANGAN DAGANGAN/ BALANCE OF TRADE
UBAT PEMBUNUH KUMAN, UBAT SERANGGA DSB. DISINFECTANTS, INSECTICIDES, FUNGICIDES, WEED KILLERS AND ANTI-SPROUTING PRODUCTS, ETC.	2.0	1.3	0.7	1.7	1.6	0.2
JENTERA PERTANIAN (TERMASUK TRAKTOR) DAN ALAT GANTI AGRICULTURAL MACHINERY (INCLUDING TRACTORS) AND PARTS	0.4	0.8	(0.4)	0.4	0.9	(0.5)
JUMLAH KELUARAN PERTANIAN LAIN TOTAL OF OTHER AGRICULTURAL PRODUCTS	851.5	156.8	694.7	1,378.0	323.0	1,054.9
BINATANG HIDUP (BUKAN BINATANG TERNAKAN) LIVE ANIMALS (NON LIVESTOCK)	0.0	0.0	(0.0)	0.3	0.0	0.3
IKAN HIASAN ORNAMENTAL FISH	0.2	-	0.2	0.2	-	0.2
RUMPAI LAUT SEAWEED	0.0	-	0.0	-	0.0	(0.0)
LAIN-LAIN PRODUK IKAN OTHER FISH PRODUCTS	-	0.9	(0.9)	-	0.5	(0.5)
MINUMAN DAN TEMBAKAU BEVERAGES AND TOBACCO	44.6	45.0	(0.4)	40.9	29.0	11.9
MINYAK KELAPA SAWIT PALM OIL	289.2	-	289.2	559.0	-	559.0
MINYAK ISIRUNG KELAPA SAWIT PALM KERNEL OIL	56.8	-	56.8	116.7	4.6	112.0
BUNGA-BUNGAAN FLORICULTURE	2.3	-	2.3	1.0	0.0	1.0
BAHAN TANAMAN UNTUK PEMBIAKAN SEEDS AND BUDS FOR SOWING	0.5	-	0.5	0.7	-	0.7
LEMAK HAIWAN DAN SAYURAN/LAIN-LAIN BIJI-BIJI MINYAK ANIMAL AND VEGETABLE FATS/OTHER OIL SEEDS	78.6	109.5	(30.9)	163.3	286.5	(123.1)
GETAH ASLI DAN SUSU GETAH NATURAL RUBBER AND NATURAL GUMS IN PRIMARY FORMS	156.4	0.3	156.1	247.5	-	247.5
KULIT DAN BULU BINATANG HIDES AND SKIN	-	-	-	-	-	-
GENTIAN ASLI NATURAL FIBRES	0.1	0.2	(0.1)	-	-	-
HASIL PERHUTANAN FORESTRY PRODUCTS	222.8	0.9	221.9	248.5	2.4	246.0
JUMLAH TOTAL	1,422.9	284.7	1,138.2	2,029.2	508.2	1,521.1

Nota/Notes:

¹ Binatang Ternakan/Livestock

² Tidak Termasuk Ikan Hiasan/Excluding Ornamental Fish

**JADUAL 12 : PERDAGANGAN LUAR NEGERI BAGI AGROMAKANAN DAN HASIL
PERTANIAN TERPILIH MENGIKUT NEGARA - UNITED ARAB EMIRATES**
TABLE 12 : EXTERNAL TRADE FOR AGROFOOD AND SELECTED
AGRICULTURAL PRODUCTS BY COUNTRIES - UNITED ARAB EMIRATES

KATEGORI CATEGORY	2022		RM JUTA/MILLION 2023 (JAN-NOV/JAN-NOV)			
	EXPORT/ EXPORTS	IMPORT IMPORTS	IMBANGAN DAGANGAN/ BALANCE OF TRADE	EXPORT/ EXPORTS	IMPORT IMPORTS	IMBANGAN DAGANGAN/ BALANCE OF TRADE
JUMLAH AGROMAKANAN TOTAL OF AGROFOOD	806.6	77.9	728.7	647.0	80.5	566.5
TERNAKAN LIVESTOCK	126.2	0.0	126.1	95.1	0.1	95.0
BINATANG HIDUP ¹ LIVE ANIMALS ¹	-	-	-	-	-	-
DAGING DAN SEDIAAN DAGING MEAT AND MEAT PREPARATIONS	82.0	-	82.0	67.4	0.0	67.4
HASIL TENUSU DAIRY PRODUCTS	44.2	0.0	44.2	27.7	0.1	27.6
TELUR UNGGAS POULTRY EGGS	-	-	-	0.0	-	0.0
PERIKANAN FISHERIES	12.7	15.8	(3.1)	13.7	11.4	2.3
IKAN, KRUSTASEA, MOLUSKA DAN SEDIAAN ² FISH, CRUSTACEANS, MOLLUSCS AND PREPARATIONS ²	12.7	15.8	(3.1)	13.7	11.4	2.3
TANAMAN FOOD CROPS	350.0	58.0	291.9	276.0	65.3	210.7
BIJIRIN DAN SEDIAAN BIJIRIN CEREALS AND CEREAL PREPARATIONS	68.0	3.8	64.2	59.7	9.6	50.1
SAYUR-SAYURAN VEGETABLES	14.3	15.4	(1.1)	15.3	16.8	(1.5)
BUAH-BUAHAN FRUITS	16.8	22.1	(5.3)	16.2	24.0	(7.8)
GULA, SEDIAAN GULA DAN MADU SUGARS, SUGAR PREPARATIONS AND HONEY	4.8	0.3	4.5	4.7	0.1	4.6
KOPI, KOKO, TEH, REMPAH DAN KELUARAN COFFEE, COCOA, TEA, SPICES AND MANUFACTURES	246.0	16.4	229.6	180.1	14.8	165.3
LAIN-LAIN OTHERS	317.7	4.0	313.7	262.2	3.7	258.5
BAHAN MAKANAN UNTUK TERNAKAN FEEDING STUFF FOR ANIMALS	9.7	0.5	9.2	6.1	-	6.1
KELUARAN DAN SEDIAAN MAKANAN LAIN MISCELLANEOUS EDIBLE PRODUCTS AND PREPARATIONS	308.0	3.5	304.5	256.1	3.7	252.3
JUMLAH KEPERLUAN PERTANIAN TOTAL OF AGRICULTURAL INPUTS	4.3	308.8	(304.5)	2.5	62.3	(59.8)
BAJA FERTILIZERS	2.5	307.4	(304.8)	0.0	58.9	(58.9)
UBAT-UBATAN VETERINAR VETERINARY MEDICAMENTS	0.0	-	0.0	0.0	0.0	(0.0)

**JADUAL 12 : PERDAGANGAN LUAR NEGERI BAGI AGROMAKANAN DAN HASIL
PERTANIAN TERPILIH MENGIKUT NEGARA - UNITED ARAB EMIRATES**
TABLE 12 : EXTERNAL TRADE FOR AGROFOOD AND SELECTED
AGRICULTURAL PRODUCTS BY COUNTRIES - UNITED ARAB EMIRATES

KATEGORI CATEGORY	2022			2023 (JAN-NOV/JAN-NOV)		
	EXPORT/ EXPORTS	IMPORT IMPORTS	IMBANGAN DAGANGAN/ BALANCE OF TRADE	EXPORT/ EXPORTS	IMPORT IMPORTS	IMBANGAN DAGANGAN/ BALANCE OF TRADE
UBAT PEMBUNUH KUMAN, UBAT SERANGGA DSB. DISINFECTANTS, INSECTICIDES, FUNGICIDES, WEED KILLERS AND ANTI-SPROUTING PRODUCTS, ETC.	1.2	0.3	0.8	1.4	2.0	(0.6)
JENTERA PERTANIAN (TERMASUK TRAKTOR) DAN ALAT GANTI AGRICULTURAL MACHINERY (INCLUDING TRACTORS) AND PARTS	0.6	1.1	(0.5)	1.0	1.3	(0.3)
JUMLAH KELUARAN PERTANIAN LAIN TOTAL OF OTHER AGRICULTURAL PRODUCTS	2,788.8	471.3	2,317.5	1,947.0	207.3	1,739.8
BINATANG HIDUP (BUKAN BINATANG TERNAKAN) LIVE ANIMALS (NON LIVESTOCK)	0.1	0.0	0.0	0.1	0.0	0.0
IKAN HIASAN ORNAMENTAL FISH	0.4	-	0.4	0.4	-	0.4
RUMPAI LAUT SEAWEED	-	0.0	(0.0)	0.0	0.1	(0.1)
LAIN-LAIN PRODUK IKAN OTHER FISH PRODUCTS	-	0.8	(0.8)	-	0.6	(0.6)
MINUMAN DAN TEMBAKAU BEVERAGES AND TOBACCO	57.7	30.6	27.1	45.7	17.7	28.0
MINYAK KELAPA SAWIT PALM OIL	1,723.3	-	1,723.3	1,133.7	-	1,133.7
MINYAK ISIRUNG KELAPA SAWIT PALM KERNEL OIL	132.5	7.1	125.5	54.8	-	54.8
BUNGA-BUNGAAN FLORICULTURE	1.2	0.0	1.2	1.5	-	1.5
BAHAN TANAMAN UNTUK PEMBIAKAN SEEDS AND BUDS FOR SOWING	1.1	0.0	1.0	1.1	0.0	1.1
LEMAK HAIWAN DAN SAYURAN/LAIN-LAIN BIJI-BIJI MINYAK ANIMAL AND VEGETABLE FATS/OTHER OIL SEEDS	210.0	431.7	(221.7)	106.3	184.4	(78.1)
GETAH ASLI DAN SUSU GETAH NATURAL RUBBER AND NATURAL GUMS IN PRIMARY FORMS	371.8	-	371.8	334.6	0.8	333.8
KULIT DAN BULU BINATANG HIDES AND SKIN	-	-	-	0.0	0.0	(0.0)
GENTIAN ASLI NATURAL FIBRES	0.4	0.1	0.3	0.1	0.1	(0.0)
HASIL PERHUTANAN FORESTRY PRODUCTS	290.5	0.9	289.5	268.7	3.5	265.3
JUMLAH TOTAL	3,599.7	858.0	2,741.8	2,596.5	350.0	2,246.5

Nota/Notes:

¹ Binatang Ternakan/Livestock

² Tidak Termasuk Ikan Hiasan/Excluding Ornamental Fish

**JADUAL 13 : PERDAGANGAN LUAR NEGERI BAGI AGROMAKANAN DAN HASIL
PERTANIAN TERPILIH MENGIKUT NEGARA - UNITED STATES**
TABLE 13 : EXTERNAL TRADE FOR AGROFOOD AND SELECTED
AGRICULTURAL PRODUCTS BY COUNTRIES - UNITED STATES

KATEGORI CATEGORY	2020			RM JUTA/MILLION 2021		
	EXPORT/ EXPORTS	IMPORT IMPORTS	IMBANGAN DAGANGAN/ BALANCE OF TRADE	EXPORT/ EXPORTS	IMPORT IMPORTS	IMBANGAN DAGANGAN/ BALANCE OF TRADE
JUMLAH AGROMAKANAN TOTAL OF AGROFOOD	1,590.4	3,234.1	(1,643.6)	1,416.4	3,428.0	(2,011.6)
TERNAKAN LIVESTOCK	5.7	679.8	(674.1)	2.5	686.6	(684.0)
BINATANG HIDUP ¹ LIVE ANIMALS ¹	-	19.6	(19.6)	-	28.8	(28.8)
DAGING DAN SEDIAAN DAGING MEAT AND MEAT PREPARATIONS	0.0	15.3	(15.3)	0.2	13.7	(13.5)
HASIL TENUSU DAIRY PRODUCTS	5.6	645.0	(639.3)	2.3	643.9	(641.7)
TELUR UNGGAS POULTRY EGGS	-	-	-	-	0.1	(0.1)
PERIKANAN FISHERIES	116.7	45.5	71.1	121.2	36.2	85.0
IKAN, KRUSTASEA, MOLUSKA DAN SEDIAAN ² FISH, CRUSTACEANS, MOLLUSCS AND PREPARATIONS ²	116.7	45.5	71.1	121.2	36.2	85.0
TANAMAN FOOD CROPS	1,152.4	1,481.4	(329.0)	916.2	1,375.4	(459.3)
BIJIRIN DAN SEDIAAN BIJIRIN CEREALS AND CEREAL PREPARATIONS	118.4	553.9	(435.5)	149.1	444.4	(295.3)
SAYUR-SAYURAN VEGETABLES	7.9	354.3	(346.4)	14.8	342.3	(327.5)
BUAH-BUAHAN FRUITS	48.1	465.0	(416.9)	80.7	454.0	(373.2)
GULA, SEDIAAN GULA DAN MADU SUGARS, SUGAR PREPARATIONS AND HONEY	9.7	31.7	(22.0)	12.6	28.7	(16.1)
KOPI, KOKO, TEH, REMPAH DAN KELUARAN COFFEE, COCOA, TEA, SPICES AND MANUFACTURES	968.3	76.5	891.8	658.9	106.0	552.9
LAIN-LAIN OTHERS	315.7	1,027.4	(711.6)	376.5	1,329.8	(953.3)
BAHAN MAKANAN UNTUK TERNAKAN FEEDING STUFF FOR ANIMALS	199.0	337.2	(138.2)	245.9	319.3	(73.4)
KELUARAN DAN SEDIAAN MAKANAN LAIN MISCELLANEOUS EDIBLE PRODUCTS AND PREPARATIONS	116.7	690.2	(573.5)	130.6	1,010.6	(879.9)
JUMLAH KEPERLUAN PERTANIAN TOTAL OF AGRICULTURAL INPUTS	71.1	181.0	(110.0)	63.5	187.6	(124.1)
BAJA FERTILIZERS	27.0	41.3	(14.3)	0.0	44.7	(44.6)
UBAT-UBATAN VETERINAR VETERINARY MEDICAMENTS	-	64.5	(64.5)	0.0	58.9	(58.9)

**JADUAL 13 : PERDAGANGAN LUAR NEGERI BAGI AGROMAKANAN DAN HASIL
PERTANIAN TERPILIH MENGIKUT NEGARA - UNITED STATES**
TABLE 13 : EXTERNAL TRADE FOR AGROFOOD AND SELECTED
AGRICULTURAL PRODUCTS BY COUNTRIES - UNITED STATES

KATEGORI CATEGORY	2020			RM JUTA/MILLION 2021		
	EXPORT/ EXPORTS	IMPORT IMPORTS	IMBANGAN DAGANGAN/ BALANCE OF TRADE	EXPORT/ EXPORTS	IMPORT IMPORTS	IMBANGAN DAGANGAN/ BALANCE OF TRADE
UBAT PEMBUNUH KUMAN, UBAT SERANGGA DSB. DISINFECTANTS, INSECTICIDES, FUNGICIDES, WEED KILLERS AND ANTI-SPROUTING PRODUCTS, ETC.	26.0	42.2	(16.2)	18.4	51.1	(32.7)
JENTERA PERTANIAN (TERMASUK TRAKTOR) DAN ALAT GANTI AGRICULTURAL MACHINERY (INCLUDING TRACTORS) AND PARTS	18.0	33.0	(15.0)	45.1	33.0	12.1
JUMLAH KELUARAN PERTANIAN LAIN TOTAL OF OTHER AGRICULTURAL PRODUCTS	3,351.4	2,409.0	942.4	3,926.3	3,523.5	402.8
BINATANG HIDUP (BUKAN BINATANG TERNAKAN) LIVE ANIMALS (NON LIVESTOCK)	0.6	0.5	0.1	0.8	1.2	(0.3)
IKAN HIASAN ORNAMENTAL FISH	3.1	0.0	3.1	2.9	0.1	2.8
RUMPAI LAUT SEAWEED	0.0	2.9	(2.9)	0.0	1.5	(1.5)
LAIN-LAIN PRODUK IKAN OTHER FISH PRODUCTS	-	17.0	(17.0)	-	14.6	(14.6)
MINUMAN DAN TEMBAKAU BEVERAGES AND TOBACCO	17.3	100.1	(82.8)	19.3	156.8	(137.5)
MINYAK KELAPA SAWIT PALM OIL	976.5	-	976.5	760.9	0.0	760.9
MINYAK ISIRUNG KELAPA SAWIT PALM KERNEL OIL	301.0	-	301.0	234.2	117.3	116.9
BUNGA-BUNGAAN FLORICULTURE	0.8	0.0	0.8	0.7	0.0	0.7
BAHAN TANAMAN UNTUK PEMBIAKAN SEEDS AND BUDS FOR SOWING	1.0	2.7	(1.8)	2.1	1.5	0.5
LEMAK HAIWAN DAN SAYURAN/LAIN-LAIN BIJI-BIJI MINYAK ANIMAL AND VEGETABLE FATS/OTHER OIL SEEDS	619.0	1,224.6	(605.6)	612.4	1,432.2	(819.8)
GETAH ASLI DAN SUSU GETAH NATURAL RUBBER AND NATURAL GUMS IN PRIMARY FORMS	113.0	0.9	112.1	284.1	0.5	283.6
KULIT DAN BULU BINATANG HIDES AND SKIN	0.0	2.4	(2.4)	0.0	12.0	(12.0)
GENTIAN ASLI NATURAL FIBRES	183.7	407.3	(223.6)	298.0	420.0	(122.1)
HASIL PERHUTANAN FORESTRY PRODUCTS	1,135.4	650.6	484.9	1,711.0	1,365.7	345.4
JUMLAH TOTAL	5,012.9	5,824.1	(811.2)	5,406.2	7,139.1	(1,733.0)

Nota/Notes:

¹ Binatang Ternakan/Livestock

² Tidak Termasuk Ikan Hiasan/Excluding Ornamental Fish

**JADUAL 13 : PERDAGANGAN LUAR NEGERI BAGI AGROMAKANAN DAN HASIL
PERTANIAN TERPILIH MENGIKUT NEGARA - UNITED STATES**
TABLE 13 : EXTERNAL TRADE FOR AGROFOOD AND SELECTED
AGRICULTURAL PRODUCTS BY COUNTRIES - UNITED STATES

KATEGORI CATEGORY	RM JUTA/MILLION					
	2022			2023 (JAN-NOV/JAN-NOV)		
	EXPORT/ EXPORTS	IMPORT IMPORTS	IMBANGAN DAGANGAN/ BALANCE OF TRADE	EXPORT/ EXPORTS	IMPORT IMPORTS	IMBANGAN DAGANGAN/ BALANCE OF TRADE
JUMLAH AGROMAKANAN TOTAL OF AGROFOOD	1,883.0	3,627.3	(1,744.3)	1,778.8	2,469.8	(691.1)
TERNAKAN LIVESTOCK	2.0	997.7	(995.7)	3.1	587.8	(584.8)
BINATANG HIDUP ¹ LIVE ANIMALS ¹	0.0	3.5	(3.4)	-	0.0	(0.0)
DAGING DAN SEDIAAN DAGING MEAT AND MEAT PREPARATIONS	0.7	11.3	(10.7)	0.5	76.4	(75.9)
HASIL TENUSU DAIRY PRODUCTS	1.3	982.9	(981.6)	2.5	511.4	(508.9)
TELUR UNGGAS POULTRY EGGS	-	-	-	-	-	-
PERIKANAN FISHERIES	106.1	48.2	57.9	102.4	44.8	57.5
IKAN, KRUSTASEA, MOLUSKA DAN SEDIAAN ² FISH, CRUSTACEANS, MOLLUSCS AND PREPARATIONS ²	106.1	48.2	57.9	102.4	44.8	57.5
TANAMAN FOOD CROPS	1,226.6	1,327.7	(101.1)	1,198.0	1,029.9	168.1
BIJIRIN DAN SEDIAAN BIJIRIN CEREALS AND CEREAL PREPARATIONS	177.3	335.5	(158.2)	201.4	265.6	(64.2)
SAYUR-SAYURAN VEGETABLES	17.6	409.9	(392.3)	16.2	337.4	(321.2)
BUAH-BUAHAN FRUITS	61.2	446.5	(385.3)	48.4	318.7	(270.3)
GULA, SEDIAAN GULA DAN MADU SUGARS, SUGAR PREPARATIONS AND HONEY	12.3	41.0	(28.7)	24.4	24.2	0.3
KOPI, KOKO, TEH, REMPAH DAN KELUARAN COFFEE, COCOA, TEA, SPICES AND MANUFACTURES	958.2	94.7	863.4	907.6	84.0	823.5
LAIN-LAIN OTHERS	548.4	1,253.7	(705.3)	475.4	807.3	(331.9)
BAHAN MAKANAN UNTUK TERNAKAN FEEDING STUFF FOR ANIMALS	397.3	358.0	39.2	290.4	296.8	(6.4)
KELUARAN DAN SEDIAAN MAKANAN LAIN MISCELLANEOUS EDIBLE PRODUCTS AND PREPARATIONS	151.2	895.7	(744.5)	185.0	510.5	(325.5)
JUMLAH KEPERLUAN PERTANIAN TOTAL OF AGRICULTURAL INPUTS	52.5	433.9	(381.3)	42.6	431.1	(388.4)
BAJA FERTILIZERS	0.1	123.2	(123.0)	0.3	123.3	(122.9)
UBAT-UBATAN VETERINAR VETERINARY MEDICAMENTS	1.5	225.5	(224.0)	0.1	241.1	(241.0)

**JADUAL 13 : PERDAGANGAN LUAR NEGERI BAGI AGROMAKANAN DAN HASIL
PERTANIAN TERPILIH MENGIKUT NEGARA - UNITED STATES**
TABLE 13 : EXTERNAL TRADE FOR AGROFOOD AND SELECTED
AGRICULTURAL PRODUCTS BY COUNTRIES - UNITED STATES

KATEGORI CATEGORY	2022			2023 (JAN-NOV/JAN-NOV)		
	EXPORT/ EXPORTS	IMPORT IMPORTS	IMBANGAN DAGANGAN/ BALANCE OF TRADE	EXPORT/ EXPORTS	IMPORT IMPORTS	IMBANGAN DAGANGAN/ BALANCE OF TRADE
UBAT PEMBUNUH KUMAN, UBAT SERANGGA DSB. DISINFECTANTS, INSECTICIDES, FUNGICIDES, WEED KILLERS AND ANTI-SPROUTING PRODUCTS, ETC.	17.8	52.0	(34.2)	10.3	35.2	(24.8)
JENTERA PERTANIAN (TERMASUK TRAKTOR) DAN ALAT GANTI AGRICULTURAL MACHINERY (INCLUDING TRACTORS) AND PARTS	33.1	33.2	(0.1)	31.9	31.6	0.3
JUMLAH KELUARAN PERTANIAN LAIN TOTAL OF OTHER AGRICULTURAL PRODUCTS	4,313.3	4,103.4	209.9	2,898.6	3,004.6	(106.0)
BINATANG HIDUP (BUKAN BINATANG TERNAKAN) LIVE ANIMALS (NON LIVESTOCK)	0.9	1.3	(0.4)	1.0	1.3	(0.2)
IKAN HIASAN ORNAMENTAL FISH	2.9	0.1	2.9	1.6	-	1.6
RUMPAI LAUT SEAWEED	-	0.9	(0.9)	0.0	0.8	(0.8)
LAIN-LAIN PRODUK IKAN OTHER FISH PRODUCTS	-	15.4	(15.4)	-	5.2	(5.2)
MINUMAN DAN TEMBAKAU BEVERAGES AND TOBACCO	25.4	93.8	(68.5)	26.8	71.9	(71.9)
MINYAK KELAPA SAWIT PALM OIL	727.8	-	727.8	433.4	-	433.4
MINYAK ISIRUNG KELAPA SAWIT PALM KERNEL OIL	355.8	-	355.8	242.5	-	242.5
BUNGA-BUNGAAN FLORICULTURE	0.6	0.0	0.6	1.0	0.0	1.0
BAHAN TANAMAN UNTUK PEMBIAKAN SEEDS AND BUDS FOR SOWING	2.1	0.8	1.2	1.7	1.3	0.4
LEMAK HAIWAN DAN SAYURAN/LAIN-LAIN BIJI-BIJI MINYAK ANIMAL AND VEGETABLE FATS/OTHER OIL SEEDS	656.8	1,725.4	(1,068.6)	459.5	961.7	(502.2)
GETAH ASLI DAN SUSU GETAH NATURAL RUBBER AND NATURAL GUMS IN PRIMARY FORMS	251.1	0.1	251.1	89.3	0.0	89.3
KULIT DAN BULU BINATANG HIDES AND SKIN	0.2	10.6	(10.4)	0.7	3.7	(3.0)
GENTIAN ASLI NATURAL FIBRES	547.0	350.9	196.2	210.9	273.7	(62.8)
HASIL PERHUTANAN FORESTRY PRODUCTS	1,742.7	1,904.2	(161.5)	1,430.3	1,685.1	(254.8)
JUMLAH TOTAL	6,248.9	8,164.6	(1,915.7)	4,720.1	5,905.5	(1,185.5)

Nota/Notes:

¹ Binatang Ternakan/Livestock

² Tidak Termasuk Ikan Hiasan/Excluding Ornamental Fish

**JADUAL 14 : PERDAGANGAN LUAR NEGERI BAGI AGROMAKANAN DAN HASIL
PERTANIAN TERPILIH MENGIKUT NEGARA - JAPAN**
TABLE 14 : EXTERNAL TRADE FOR AGROFOOD AND SELECTED
AGRICULTURAL PRODUCTS BY COUNTRIES - JAPAN

KATEGORI CATEGORY	RM JUTA/MILLION					
	2020			2021		
	EXPORT/ EXPORTS	IMPORT IMPORTS	IMBANGAN DAGANGAN/ BALANCE OF TRADE	EXPORT/ EXPORTS	IMPORT IMPORTS	IMBANGAN DAGANGAN/ BALANCE OF TRADE
JUMLAH AGROMAKANAN TOTAL OF AGROFOOD	1,316.5	490.4	826.1	1,481.8	555.7	926.0
TERNAKAN LIVESTOCK	15.2	20.4	(5.1)	15.0	46.8	(31.8)
BINATANG HIDUP ¹ LIVE ANIMALS ¹	-	-	-	-	-	-
DAGING DAN SEDIAAN DAGING MEAT AND MEAT PREPARATIONS	11.3	17.8	(6.4)	12.6	42.4	(29.9)
HASIL TENUSU DAIRY PRODUCTS	3.9	2.4	1.5	0.8	4.4	(3.6)
TELUR UNGGAS POULTRY EGGS	-	0.2	(0.2)	1.7	-	1.7
PERIKANAN FISHERIES	189.7	140.0	49.7	144.8	129.8	15.0
IKAN, KRUSTASEA, MOLUSKA DAN SEDIAAN ² FISH, CRUSTACEANS, MOLLUSCS AND PREPARATIONS ²	189.7	140.0	49.7	144.8	129.8	15.0
TANAMAN FOOD CROPS	899.7	92.7	807.0	1,047.9	124.4	923.6
BIJIRIN DAN SEDIAAN BIJIRIN CEREALS AND CEREAL PREPARATIONS	139.8	37.6	102.2	213.7	44.0	169.7
SAYUR-SAYURAN VEGETABLES	2.5	11.5	(9.0)	1.9	15.1	(13.3)
BUAH-BUAHAN FRUITS	11.8	9.6	2.2	10.2	20.7	(10.5)
GULA, SEDIAAN GULA DAN MADU SUGARS, SUGAR PREPARATIONS AND HONEY	6.1	1.6	4.5	8.7	2.6	6.1
KOPI, KOKO, TEH, REMPAH DAN KELUARAN COFFEE, COCOA, TEA, SPICES AND MANUFACTURES	739.5	32.3	707.1	813.4	41.9	771.5
LAIN-LAIN OTHERS	211.9	237.3	(25.5)	274.1	254.8	19.3
BAHAN MAKANAN UNTUK TERNAKAN FEEDING STUFF FOR ANIMALS	90.6	118.6	(27.9)	119.4	113.9	5.5
KELUARAN DAN SEDIAAN MAKANAN LAIN MISCELLANEOUS EDIBLE PRODUCTS AND PREPARATIONS	121.2	118.8	2.4	154.7	140.9	13.8
JUMLAH KEPERLUAN PERTANIAN TOTAL OF AGRICULTURAL INPUTS	314.1	330.1	(16.0)	458.6	440.8	17.8
BAJA FERTILIZERS	191.0	45.8	145.2	334.3	125.5	208.8
UBAT-UBATAN VETERINAR VETERINARY MEDICAMENTS	-	0.0	(0.0)	0.0	0.1	(0.1)

**JADUAL 14 : PERDAGANGAN LUAR NEGERI BAGI AGROMAKANAN DAN HASIL
PERTANIAN TERPILIH MENGIKUT NEGARA - JAPAN**
TABLE 14 : EXTERNAL TRADE FOR AGROFOOD AND SELECTED
AGRICULTURAL PRODUCTS BY COUNTRIES - JAPAN

KATEGORI CATEGORY	2020			RM JUTA/MILLION 2021		
	EXPORT/ EXPORTS	IMPORT IMPORTS	IMBANGAN DAGANGAN/ BALANCE OF TRADE	EXPORT/ EXPORTS	IMPORT IMPORTS	IMBANGAN DAGANGAN/ BALANCE OF TRADE
UBAT PEMBUNUH KUMAN, UBAT SERANGGA DSB. DISINFECTANTS, INSECTICIDES, FUNGICIDES, WEED KILLERS AND ANTI-SPROUTING PRODUCTS, ETC.	90.7	42.3	48.4	93.9	33.7	60.2
JENTERA PERTANIAN (TERMASUK TRAKTOR) DAN ALAT GANTI AGRICULTURAL MACHINERY (INCLUDING TRACTORS) AND PARTS	32.5	242.0	(209.6)	30.5	281.6	(251.1)
JUMLAH KELUARAN PERTANIAN LAIN TOTAL OF OTHER AGRICULTURAL PRODUCTS	4,598.7	939.2	3,659.5	5,594.4	1,323.8	4,270.6
BINATANG HIDUP (BUKAN BINATANG TERNAKAN) LIVE ANIMALS (NON LIVESTOCK)	0.4	0.0	0.3	0.8	0.0	0.8
IKAN HIASAN ORNAMENTAL FISH	2.2	13.1	(10.9)	2.6	12.7	(10.1)
RUMPAI LAUT SEAWEED	0.0	1.5	(1.5)	-	1.4	(1.4)
LAIN-LAIN PRODUK IKAN OTHER FISH PRODUCTS	0.5	0.1	0.4	0.4	1.5	(1.1)
MINUMAN DAN TEMBAKAU BEVERAGES AND TOBACCO	2.3	51.2	(48.9)	2.0	86.0	(84.0)
MINYAK KELAPA SAWIT PALM OIL	1,092.1	0.2	1,092.0	1,753.2	7.2	1,745.9
MINYAK ISIRUNG KELAPA SAWIT PALM KERNEL OIL	104.0	24.7	79.3	187.1	60.3	126.8
BUNGA-BUNGAAN FLORICULTURE	255.2	0.1	255.1	232.1	0.0	232.1
BAHAN TANAMAN UNTUK PEMBIAKAN SEEDS AND BUDS FOR SOWING	0.1	1.6	(1.5)	0.1	2.0	(2.0)
LEMAK HAIWAN DAN SAYURAN/LAIN-LAIN BIJI-BIJI MINYAK ANIMAL AND VEGETABLE FATS/OTHER OIL SEEDS	558.7	120.8	437.9	465.0	215.2	249.8
GETAH ASLI DAN SUSU GETAH NATURAL RUBBER AND NATURAL GUMS IN PRIMARY FORMS	22.1	1.4	20.7	44.4	0.3	44.1
KULIT DAN BULU BINATANG HIDES AND SKIN	2.5	2.5	0.1	2.2	4.9	(2.7)
GENTIAN ASLI NATURAL FIBRES	161.0	10.8	150.2	137.9	10.8	127.0
HASIL PERHUTANAN FORESTRY PRODUCTS	2,397.5	711.2	1,686.3	2,766.6	921.3	1,845.4
JUMLAH TOTAL	6,229.4	1,759.7	4,469.6	7,534.8	2,320.4	5,214.5

Nota/Notes:

¹ Binatang Ternakan/Livestock

² Tidak Termasuk Ikan Hiasan/Excluding Ornamental Fish

**JADUAL 14 : PERDAGANGAN LUAR NEGERI BAGI AGROMAKANAN DAN HASIL
PERTANIAN TERPILIH MENGIKUT NEGARA - JAPAN**
TABLE 14 : EXTERNAL TRADE FOR AGROFOOD AND SELECTED
AGRICULTURAL PRODUCTS BY COUNTRIES - JAPAN

KATEGORI CATEGORY	RM JUTA/MILLION					
	2022			2023 (JAN-NOV/JAN-NOV)		
	EXPORT/ EXPORTS	IMPORT IMPORTS	IMBANGAN DAGANGAN/ BALANCE OF TRADE	EXPORT/ EXPORTS	IMPORT IMPORTS	IMBANGAN DAGANGAN/ BALANCE OF TRADE
JUMLAH AGROMAKANAN TOTAL OF AGROFOOD	1,686.8	770.4	916.4	1,502.5	600.6	901.8
TERNAKAN LIVESTOCK	15.7	131.6	(115.9)	22.7	54.4	(31.8)
BINATANG HIDUP ¹ LIVE ANIMALS ¹	-	0.0	(0.0)	-	-	-
DAGING DAN SEDIAAN DAGING MEAT AND MEAT PREPARATIONS	14.2	51.9	(37.7)	19.6	48.2	(28.6)
HASIL TENUSU DAIRY PRODUCTS	1.5	79.7	(78.2)	1.3	6.3	(5.0)
TELUR UNGGAS POULTRY EGGS	-	-	-	1.8	0.0	1.8
PERIKANAN FISHERIES	133.2	199.2	(66.0)	87.9	174.5	(86.6)
IKAN, KRUSTASEA, MOLUSKA DAN SEDIAAN ² FISH, CRUSTACEANS, MOLLUSCS AND PREPARATIONS ²	133.2	199.2	(66.0)	87.9	174.5	(86.6)
TANAMAN FOOD CROPS	1,233.6	161.6	1,072.0	1,139.6	137.6	1,002.1
BIJIRIN DAN SEDIAAN BIJIRIN CEREALS AND CEREAL PREPARATIONS	272.4	64.8	207.7	254.9	47.8	207.0
SAYUR-SAYURAN VEGETABLES	2.2	16.0	(13.8)	1.4	14.2	(12.9)
BUAH-BUAHAN FRUITS	8.2	23.4	(15.2)	3.0	17.7	(14.7)
GULA, SEDIAAN GULA DAN MADU SUGARS, SUGAR PREPARATIONS AND HONEY	9.9	3.5	6.4	12.8	4.6	8.2
KOPI, KOKO, TEH, REMPAH DAN KELUARAN COFFEE, COCOA, TEA, SPICES AND MANUFACTURES	940.9	54.0	886.9	867.6	53.2	814.4
LAIN-LAIN OTHERS	304.3	278.0	26.3	252.2	234.1	18.1
BAHAN MAKANAN UNTUK TERNAKAN FEEDING STUFF FOR ANIMALS	143.2	134.0	9.1	61.6	120.4	(58.8)
KELUARAN DAN SEDIAAN MAKANAN LAIN MISCELLANEOUS EDIBLE PRODUCTS AND PREPARATIONS	161.1	143.9	17.2	190.7	113.7	76.9
JUMLAH KEPERLUAN PERTANIAN TOTAL OF AGRICULTURAL INPUTS	734.5	400.2	334.3	333.8	372.2	(38.4)
BAJA FERTILIZERS	598.8	80.5	518.4	237.3	69.9	167.5
UBAT-UBATAN VETERINAR VETERINARY MEDICAMENTS	-	8.0	(8.0)	0.0	24.9	(24.9)

**JADUAL 14 : PERDAGANGAN LUAR NEGERI BAGI AGROMAKANAN DAN HASIL
PERTANIAN TERPILIH MENGIKUT NEGARA - JAPAN**
TABLE 14 : EXTERNAL TRADE FOR AGROFOOD AND SELECTED
AGRICULTURAL PRODUCTS BY COUNTRIES - JAPAN

KATEGORI CATEGORY	2022		RM JUTA/MILLION 2023 (JAN-NOV/JAN-NOV)			
	EXPORT/ EXPORTS	IMPORT IMPORTS	IMBANGAN DAGANGAN/ BALANCE OF TRADE	EXPORT/ EXPORTS	IMPORT IMPORTS	IMBANGAN DAGANGAN/ BALANCE OF TRADE
UBAT PEMBUNUH KUMAN, UBAT SERANGGA DSB. DISINFECTANTS, INSECTICIDES, FUNGICIDES, WEED KILLERS AND ANTI-SPROUTING PRODUCTS, ETC.	101.9	31.6	70.3	77.6	22.8	54.8
JENTERA PERTANIAN (TERMASUK TRAKTOR) DAN ALAT GANTI AGRICULTURAL MACHINERY (INCLUDING TRACTORS) AND PARTS	33.7	280.2	(246.4)	18.9	254.6	(235.7)
JUMLAH KELUARAN PERTANIAN LAIN TOTAL OF OTHER AGRICULTURAL PRODUCTS	7,725.8	1,399.1	6,326.7	5,883.4	955.5	4,927.8
BINATANG HIDUP (BUKAN BINATANG TERNAKAN) LIVE ANIMALS (NON LIVESTOCK)	0.5	0.0	0.4	0.3	-	0.3
IKAN HIASAN ORNAMENTAL FISH	2.4	9.7	(7.2)	2.6	7.1	(4.5)
RUMPAI LAUT SEAWEED	0.0	1.3	(1.3)	0.3	0.6	(0.3)
LAIN-LAIN PRODUK IKAN OTHER FISH PRODUCTS	0.5	24.3	(23.7)	4.7	46.7	(42.0)
MINUMAN DAN TEMBAKAU BEVERAGES AND TOBACCO	3.3	97.7	(94.4)	4.3	57.7	(53.3)
MINYAK KELAPA SAWIT PALM OIL	2,810.9	0.6	2,810.3	2,111.0	-	2,111.0
MINYAK ISIRUNG KELAPA SAWIT PALM KERNEL OIL	421.8	42.8	379.1	263.8	-	263.8
BUNGA-BUNGAAN FLORICULTURE	198.2	0.0	198.2	176.5	0.1	176.4
BAHAN TANAMAN UNTUK PEMBIAKAN SEEDS AND BUDS FOR SOWING	4.4	1.6	2.9	0.2	0.6	(0.5)
LEMAK HAIWAN DAN SAYURAN/LAIN-LAIN BIJI-BIJI MINYAK ANIMAL AND VEGETABLE FATS/OTHER OIL SEEDS	760.6	311.2	449.4	851.7	179.9	671.8
GETAH ASLI DAN SUSU GETAH NATURAL RUBBER AND NATURAL GUMS IN PRIMARY FORMS	51.4	3.0	48.4	0.6	0.2	0.4
KULIT DAN BULU BINATANG HIDES AND SKIN	2.5	2.7	(0.2)	1.7	4.0	(2.3)
GENTIAN ASLI NATURAL FIBRES	129.1	9.7	119.4	166.0	9.5	156.6
HASIL PERHUTANAN FORESTRY PRODUCTS	3,340.1	894.4	2,445.6	2,299.6	649.1	1,650.5
JUMLAH TOTAL	10,147.1	2,569.7	7,577.4	7,719.6	1,928.4	5,791.2

Nota/Notes:

¹ Binatang Ternakan/Livestock

² Tidak Termasuk Ikan Hiasan/Excluding Ornamental Fish

**JADUAL 15 : PERDAGANGAN LUAR NEGERI BAGI AGROMAKANAN DAN HASIL
PERTANIAN TERPILIH MENGIKUT NEGARA - AUSTRALIA**
TABLE 15 : EXTERNAL TRADE FOR AGROFOOD AND SELECTED
AGRICULTURAL PRODUCTS BY COUNTRIES - AUSTRALIA

KATEGORI CATEGORY	2020			RM JUTA/MILLION 2021		
	EXPORT/ EXPORTS	IMPORT IMPORTS	IMBANGAN DAGANGAN/ BALANCE OF TRADE	EXPORT/ EXPORTS	IMPORT IMPORTS	IMBANGAN DAGANGAN/ BALANCE OF TRADE
JUMLAH AGROMAKANAN TOTAL OF AGROFOOD	1,097.0	3,104.3	(2,007.3)	1,316.0	4,145.7	(2,829.7)
TERNAKAN LIVESTOCK	4.3	1,635.6	(1,631.3)	4.1	1,772.1	(1,768.1)
BINATANG HIDUP ¹ LIVE ANIMALS ¹	-	149.2	(149.2)	-	184.4	(184.4)
DAGING DAN SEDIAAN DAGING MEAT AND MEAT PREPARATIONS	0.0	936.1	(936.0)	0.1	979.4	(979.4)
HASIL TENUSU DAIRY PRODUCTS	4.2	550.3	(546.1)	3.9	608.3	(604.3)
TELUR UNGGAS POULTRY EGGS	0.0	-	0.0	0.1	-	0.1
PERIKANAN FISHERIES	180.5	21.2	159.3	191.8	39.6	152.2
IKAN, KRUSTASEA, MOLUSKA DAN SEDIAAN ² FISH, CRUSTACEANS, MOLLUSCS AND PREPARATIONS ²	180.5	21.2	159.3	191.8	39.6	152.2
TANAMAN FOOD CROPS	443.4	1,163.8	(720.4)	580.5	1,955.9	(1,375.4)
BIJIRIN DAN SEDIAAN BIJIRIN CEREALS AND CEREAL PREPARATIONS	130.8	687.4	(556.6)	225.8	1,400.5	(1,174.7)
SAYUR-SAYURAN VEGETABLES	10.3	150.4	(140.1)	14.8	170.8	(155.9)
BUAH-BUAHAN FRUITS	36.3	212.1	(175.8)	63.3	201.5	(138.2)
GULA, SEDIAAN GULA DAN MADU SUGARS, SUGAR PREPARATIONS AND HONEY	15.7	15.4	0.3	16.7	54.3	(37.5)
KOPI, KOKO, TEH, REMPAH DAN KELUARAN COFFEE, COCOA, TEA, SPICES AND MANUFACTURES	250.2	98.5	151.7	259.8	128.9	130.9
LAIN-LAIN OTHERS	468.8	283.6	185.1	539.6	378.0	161.6
BAHAN MAKANAN UNTUK TERNAKAN FEEDING STUFF FOR ANIMALS	37.9	117.3	(79.3)	16.5	167.5	(151.0)
KELUARAN DAN SEDIAAN MAKANAN LAIN MISCELLANEOUS EDIBLE PRODUCTS AND PREPARATIONS	430.9	166.4	264.5	523.1	210.6	312.6
JUMLAH KEPERLUAN PERTANIAN TOTAL OF AGRICULTURAL INPUTS	720.3	78.8	641.5	979.2	91.3	887.9
BAJA FERTILIZERS	388.9	68.0	320.9	656.1	86.1	570.0
UBAT-UBATAN VETERINAR VETERINARY MEDICAMENTS	-	1.4	(1.4)	-	1.4	(1.4)

**JADUAL 15 : PERDAGANGAN LUAR NEGERI BAGI AGROMAKANAN DAN HASIL
PERTANIAN TERPILIH MENGIKUT NEGARA - AUSTRALIA**
TABLE 15 : EXTERNAL TRADE FOR AGROFOOD AND SELECTED
AGRICULTURAL PRODUCTS BY COUNTRIES - AUSTRALIA

KATEGORI CATEGORY	2020			RM JUTA/MILLION 2021		
	EXPORT/ EXPORTS	IMPORT IMPORTS	IMBANGAN DAGANGAN/ BALANCE OF TRADE	EXPORT/ EXPORTS	IMPORT IMPORTS	IMBANGAN DAGANGAN/ BALANCE OF TRADE
UBAT PEMBUNUH KUMAN, UBAT SERANGGA DSB. DISINFECTANTS, INSECTICIDES, FUNGICIDES, WEED KILLERS AND ANTI-SPROUTING PRODUCTS, ETC.	286.0	5.6	280.3	268.1	2.5	265.6
JENTERA PERTANIAN (TERMASUK TRAKTOR) DAN ALAT GANTI AGRICULTURAL MACHINERY (INCLUDING TRACTORS) AND PARTS	45.4	3.8	41.6	55.0	1.2	53.7
JUMLAH KELUARAN PERTANIAN LAIN TOTAL OF OTHER AGRICULTURAL PRODUCTS	1,667.0	729.8	937.2	2,040.9	1,188.5	852.4
BINATANG HIDUP (BUKAN BINATANG TERNAKAN) LIVE ANIMALS (NON LIVESTOCK)	-	0.2	(0.2)	-	0.0	(0.0)
IKAN HIASAN ORNAMENTAL FISH	2.1	0.0	2.1	1.6	0.0	1.6
RUMPAI LAUT SEAWEED	0.1	0.7	(0.6)	0.2	0.6	(0.4)
LAIN-LAIN PRODUK IKAN OTHER FISH PRODUCTS	-	8.0	(8.0)	-	15.9	(15.9)
MINUMAN DAN TEMBAKAU BEVERAGES AND TOBACCO	12.9	152.1	(139.1)	13.9	164.3	(150.4)
MINYAK KELAPA SAWIT PALM OIL	188.6	-	188.6	261.7	1.4	260.3
MINYAK ISIRUNG KELAPA SAWIT PALM KERNEL OIL	53.8	-	53.8	83.8	40.9	43.0
BUNGA-BUNGAAN FLORICULTURE	46.5	0.0	46.5	77.8	0.0	77.8
BAHAN TANAMAN UNTUK PEMBIAKAN SEEDS AND BUDS FOR SOWING	0.1	1.8	(1.7)	0.3	1.7	(1.4)
LEMAK HAIWAN DAN SAYURAN/LAIN-LAIN BIJI-BIJI MINYAK ANIMAL AND VEGETABLE FATS/OTHER OIL SEEDS	431.6	237.3	194.3	538.4	389.3	149.2
GETAH ASLI DAN SUSU GETAH NATURAL RUBBER AND NATURAL GUMS IN PRIMARY FORMS	5.8	-	5.8	9.9	-	9.9
KULIT DAN BULU BINATANG HIDES AND SKIN	9.7	7.0	2.7	5.9	0.0	5.9
GENTIAN ASLI NATURAL FIBRES	5.0	5.3	(0.3)	3.9	144.3	(140.4)
HASIL PERHUTANAN FORESTRY PRODUCTS	910.8	317.4	593.4	1,043.6	430.1	613.4
JUMLAH TOTAL	3,484.3	3,912.9	(428.6)	4,336.1	5,425.5	(1,089.4)

Nota/Notes:

¹ Binatang Ternakan/Livestock

² Tidak Termasuk Ikan Hiasan/Excluding Ornamental Fish

**JADUAL 15 : PERDAGANGAN LUAR NEGERI BAGI AGROMAKANAN DAN HASIL
PERTANIAN TERPILIH MENGIKUT NEGARA - AUSTRALIA**
TABLE 15 : EXTERNAL TRADE FOR AGROFOOD AND SELECTED
AGRICULTURAL PRODUCTS BY COUNTRIES - AUSTRALIA

KATEGORI CATEGORY	2022			2023 (JAN-NOV/JAN-NOV)		
	EXPORT/ EXPORTS	IMPORT IMPORTS	IMBANGAN DAGANGAN/ BALANCE OF TRADE	EXPORT/ EXPORTS	IMPORT IMPORTS	IMBANGAN DAGANGAN/ BALANCE OF TRADE
JUMLAH AGROMAKANAN TOTAL OF AGROFOOD	1,582.1	5,166.7	(3,584.7)	1,420.5	4,120.9	(2,700.4)
TERNAKAN LIVESTOCK	6.2	2,115.2	(2,109.0)	7.9	1,522.7	(1,514.8)
BINATANG HIDUP ¹ LIVE ANIMALS ¹	-	103.8	(103.8)	-	87.1	(86.5)
DAGING DAN SEDIAAN DAGING MEAT AND MEAT PREPARATIONS	0.1	1,391.8	(1,391.7)	0.6	931.0	(930.4)
HASIL TENUSU DAIRY PRODUCTS	6.0	619.7	(613.6)	7.2	504.5	(497.4)
TELUR UNGGAS POULTRY EGGS	0.1	-	0.1	0.1	0.0	0.1
PERIKANAN FISHERIES	240.3	35.2	205.1	174.4	32.6	141.8
IKAN, KRUSTASEA, MOLUSKA DAN SEDIAAN ² FISH, CRUSTACEANS, MOLLUSCS AND PREPARATIONS ²	240.3	35.2	205.1	174.4	32.6	141.8
TANAMAN FOOD CROPS	652.1	2,661.8	(2,009.7)	712.8	2,250.7	(1,537.9)
BIJIRIN DAN SEDIAAN BIJIRIN CEREALS AND CEREAL PREPARATIONS	289.8	2,152.8	(1,862.9)	330.5	1,693.7	(1,363.2)
SAYUR-SAYURAN VEGETABLES	18.5	168.5	(150.0)	15.2	158.3	(143.1)
BUAH-BUAHAN FRUITS	31.5	215.1	(183.6)	28.0	218.5	(190.5)
GULA, SEDIAAN GULA DAN MADU SUGARS, SUGAR PREPARATIONS AND HONEY	20.1	16.9	3.2	28.3	88.5	(60.1)
KOPI, KOKO, TEH, REMPAH DAN KELUARAN COFFEE, COCOA, TEA, SPICES AND MANUFACTURES	292.2	108.5	183.7	310.6	91.6	219.0
LAIN-LAIN OTHERS	683.5	354.5	329.0	525.4	314.9	210.5
BAHAN MAKANAN UNTUK TERNAKAN FEEDING STUFF FOR ANIMALS	17.8	172.9	(155.1)	32.4	148.0	(115.6)
KELUARAN DAN SEDIAAN MAKANAN LAIN MISCELLANEOUS EDIBLE PRODUCTS AND PREPARATIONS	665.7	181.6	484.1	493.0	167.0	326.1
JUMLAH KEPERLUAN PERTANIAN TOTAL OF AGRICULTURAL INPUTS	1,810.1	146.4	1,663.7	902.3	130.1	772.2
BAJA FERTILIZERS	1,329.1	139.0	1,190.1	541.3	123.9	417.4
UBAT-UBATAN VETERINAR VETERINARY MEDICAMENTS	15.0	2.3	12.8	12.4	2.7	9.7

**JADUAL 15 : PERDAGANGAN LUAR NEGERI BAGI AGROMAKANAN DAN HASIL
PERTANIAN TERPILIH MENGIKUT NEGARA - AUSTRALIA**
TABLE 15 : EXTERNAL TRADE FOR AGROFOOD AND SELECTED
AGRICULTURAL PRODUCTS BY COUNTRIES - AUSTRALIA

KATEGORI CATEGORY	2022			2023 (JAN-NOV/JAN-NOV)		
	EXPORT/ EXPORTS	IMPORT IMPORTS	IMBANGAN DAGANGAN/ BALANCE OF TRADE	EXPORT/ EXPORTS	IMPORT IMPORTS	IMBANGAN DAGANGAN/ BALANCE OF TRADE
UBAT PEMBUNUH KUMAN, UBAT SERANGGA DSB. DISINFECTANTS, INSECTICIDES, FUNGICIDES, WEED KILLERS AND ANTI-SPROUTING PRODUCTS, ETC.	398.8	1.3	397.5	276.2	1.2	275.0
JENTERA PERTANIAN (TERMASUK TRAKTOR) DAN ALAT GANTI AGRICULTURAL MACHINERY (INCLUDING TRACTORS) AND PARTS	67.2	3.8	63.3	72.4	2.3	70.0
JUMLAH KELUARAN PERTANIAN LAIN TOTAL OF OTHER AGRICULTURAL PRODUCTS	2,604.0	1,883.6	720.4	2,054.4	1,792.0	262.4
BINATANG HIDUP (BUKAN BINATANG TERNAKAN) LIVE ANIMALS (NON LIVESTOCK)	-	0.1	(0.1)	-	0.2	(0.2)
IKAN HIASAN ORNAMENTAL FISH	1.3	0.1	1.1	1.3	0.5	0.9
RUMPAI LAUT SEAWEED	0.1	0.9	(0.8)	0.2	0.2	0.0
LAIN-LAIN PRODUK IKAN OTHER FISH PRODUCTS	-	10.5	(10.5)	-	13.0	(13.0)
MINUMAN DAN TEMBAKAU BEVERAGES AND TOBACCO	19.9	292.9	(272.9)	48.1	181.0	(132.9)
MINYAK KELAPA SAWIT PALM OIL	399.7	0.4	399.3	269.4	-	269.4
MINYAK ISIRUNG KELAPA SAWIT PALM KERNEL OIL	101.2	2.3	98.9	62.0	-	62.0
BUNGA-BUNGAAN FLORICULTURE	99.1	0.0	99.1	62.7	-	62.7
BAHAN TANAMAN UNTUK PEMBIAKAN SEEDS AND BUDS FOR SOWING	0.0	1.0	(1.0)	0.1	1.6	(1.5)
LEMAK HAIWAN DAN SAYURAN/LAIN-LAIN BIJI-BIJI MINYAK ANIMAL AND VEGETABLE FATS/OTHER OIL SEEDS	747.4	439.9	307.5	567.0	424.0	143.0
GETAH ASLI DAN SUSU GETAH NATURAL RUBBER AND NATURAL GUMS IN PRIMARY FORMS	8.8	-	8.8	4.7	-	4.7
KULIT DAN BULU BINATANG HIDES AND SKIN	0.0	0.2	(0.2)	0.0	1.2	(1.2)
GENTIAN ASLI NATURAL FIBRES	4.2	650.6	(646.3)	3.1	815.6	(812.5)
HASIL PERHUTANAN FORESTRY PRODUCTS	1,222.2	484.8	737.4	1,035.8	354.8	681.0
JUMLAH TOTAL	5,996.3	7,196.8	(1,200.5)	4,377.2	6,043.0	(1,665.8)

Nota/Notes :

¹ Binatang Ternakan/Livestock

² Tidak Termasuk Ikan Hiasan/Excluding Ornamental Fish

**JADUAL 16 : PERDAGANGAN LUAR NEGERI BAGI AGROMAKANAN DAN HASIL
PERTANIAN TERPILIH MENGIKUT NEGARA - NEW ZEALAND**
TABLE 16 : EXTERNAL TRADE FOR AGROFOOD AND SELECTED
AGRICULTURAL PRODUCTS BY COUNTRIES - NEW ZEALAND

KATEGORI CATEGORY	2020			RM JUTA/MILLION 2021		
	EXPORT/ EXPORTS	IMPORT IMPORTS	IMBANGAN DAGANGAN/ BALANCE OF TRADE	EXPORT/ EXPORTS	IMPORT IMPORTS	IMBANGAN DAGANGAN/ BALANCE OF TRADE
JUMLAH AGROMAKANAN TOTAL OF AGROFOOD	533.3	2,472.2	(1,938.9)	589.5	2,369.3	(1,779.8)
TERNAKAN LIVESTOCK	0.0	2,022.4	(2,022.4)	1.9	1,921.0	(1,919.1)
BINATANG HIDUP ¹ LIVE ANIMALS ¹	-	3.9	(3.9)	-	13.2	(13.2)
DAGING DAN SEDIAAN DAGING MEAT AND MEAT PREPARATIONS	-	353.0	(353.0)	0.6	150.3	(149.6)
HASIL TENUSU DAIRY PRODUCTS	0.0	1,665.5	(1,665.5)	1.3	1,757.6	(1,756.3)
TELUR UNGGAS POULTRY EGGS	-	-	-	-	-	-
PERIKANAN FISHERIES	14.1	17.5	(3.3)	15.7	22.7	(7.0)
IKAN, KRUSTASEA, MOLUSKA DAN SEDIAAN ² FISH, CRUSTACEANS, MOLLUSCS AND PREPARATIONS ²	14.1	17.5	(3.3)	15.7	22.7	(7.0)
TANAMAN FOOD CROPS	77.5	237.1	(159.7)	154.4	226.1	(71.6)
BIJIRIN DAN SEDIAAN BIJIRIN CEREALS AND CEREAL PREPARATIONS	16.1	18.4	(2.3)	41.8	7.9	33.9
SAYUR-SAYURAN VEGETABLES	0.9	55.2	(54.4)	1.3	60.8	(59.4)
BUAH-BUAHAN FRUITS	0.8	140.4	(139.6)	2.4	133.9	(131.5)
GULA, SEDIAAN GULA DAN MADU SUGARS, SUGAR PREPARATIONS AND HONEY	29.4	15.5	13.9	22.0	14.7	7.4
KOPI, KOKO, TEH, REMPAH DAN KELUARAN COFFEE, COCOA, TEA, SPICES AND MANUFACTURES	30.4	7.6	22.7	86.9	8.9	78.0
LAIN-LAIN OTHERS	441.7	195.2	246.5	417.4	199.5	217.9
BAHAN MAKANAN UNTUK TERNAKAN FEEDING STUFF FOR ANIMALS	400.2	7.3	392.9	367.2	14.1	353.1
KELUARAN DAN SEDIAAN MAKANAN LAIN MISCELLANEOUS EDIBLE PRODUCTS AND PREPARATIONS	41.5	187.9	(146.4)	50.3	185.4	(135.2)
JUMLAH KEPERLUAN PERTANIAN TOTAL OF AGRICULTURAL INPUTS	229.0	16.0	213.0	513.1	3.4	509.7
BAJA FERTILIZERS	189.6	0.1	189.4	459.6	0.0	459.6
UBAT-UBATAN VETERINAR VETERINARY MEDICAMENTS	-	-	-	-	0.6	(0.6)

**JADUAL 16 : PERDAGANGAN LUAR NEGERI BAGI AGROMAKANAN DAN HASIL
PERTANIAN TERPILIH MENGIKUT NEGARA - NEW ZEALAND**
TABLE 16 : EXTERNAL TRADE FOR AGROFOOD AND SELECTED
AGRICULTURAL PRODUCTS BY COUNTRIES - NEW ZEALAND

KATEGORI CATEGORY	2020			RM JUTA/MILLION 2021		
	EXPORT/ EXPORTS	IMPORT IMPORTS	IMBANGAN DAGANGAN/ BALANCE OF TRADE	EXPORT/ EXPORTS	IMPORT IMPORTS	IMBANGAN DAGANGAN/ BALANCE OF TRADE
UBAT PEMBUNUH KUMAN, UBAT SERANGGA DSB. DISINFECTANTS, INSECTICIDES, FUNGICIDES, WEED KILLERS AND ANTI-SPROUTING PRODUCTS, ETC.	17.2	0.4	16.8	21.5	0.5	21.0
JENTERA PERTANIAN (TERMASUK TRAKTOR) DAN ALAT GANTI AGRICULTURAL MACHINERY (INCLUDING TRACTORS) AND PARTS	22.3	15.5	6.8	31.9	2.3	29.7
JUMLAH KELUARAN PERTANIAN LAIN TOTAL OF OTHER AGRICULTURAL PRODUCTS	439.4	292.6	146.9	544.6	430.9	113.7
BINATANG HIDUP (BUKAN BINATANG TERNAKAN) LIVE ANIMALS (NON LIVESTOCK)	-	0.0	(0.0)	-	0.0	(0.0)
IKAN HIASAN ORNAMENTAL FISH	-	-	-	0.0	0.3	(0.3)
RUMPAI LAUT SEAWEED	-	0.0	(0.0)	0.0	0.1	(0.1)
LAIN-LAIN PRODUK IKAN OTHER FISH PRODUCTS	-	1.1	(1.1)	-	3.1	(3.1)
MINUMAN DAN TEMBAKAU BEVERAGES AND TOBACCO	3.2	11.4	(8.2)	4.2	7.7	(3.6)
MINYAK KELAPA SAWIT PALM OIL	89.3	-	89.3	95.6	0.1	95.5
MINYAK ISIRUNG KELAPA SAWIT PALM KERNEL OIL	15.0	0.7	14.3	21.6	-	21.6
BUNGA-BUNGAAN FLORICULTURE	0.5	-	0.5	0.4	-	0.4
BAHAN TANAMAN UNTUK PEMBIAKAN SEEDS AND BUDS FOR SOWING	-	0.5	(0.5)	-	0.5	(0.5)
LEMAK HAIWAN DAN SAYURAN/LAIN-LAIN BIJI-BIJI MINYAK ANIMAL AND VEGETABLE FATS/OTHER OIL SEEDS	217.9	79.3	138.6	285.6	103.8	181.8
GETAH ASLI DAN SUSU GETAH NATURAL RUBBER AND NATURAL GUMS IN PRIMARY FORMS	-	-	-	0.0	0.5	(0.5)
KULIT DAN BULU BINATANG HIDES AND SKIN	0.4	0.6	(0.2)	-	0.3	(0.3)
GENTIAN ASLI NATURAL FIBRES	0.1	0.3	(0.3)	0.1	0.3	(0.2)
HASIL PERHUTANAN FORESTRY PRODUCTS	113.1	198.7	(85.6)	137.1	314.1	(177.0)
JUMLAH TOTAL	1,201.8	2,780.8	(1,579.0)	1,647.2	2,803.6	(1,156.4)

Nota/Notes:

¹ Binatang Ternakan/Livestock

² Tidak Termasuk Ikan Hiasan/Excluding Ornamental Fish

**JADUAL 16 : PERDAGANGAN LUAR NEGERI BAGI AGROMAKANAN DAN HASIL
PERTANIAN TERPILIH MENGIKUT NEGARA - NEW ZEALAND**
TABLE 16 : EXTERNAL TRADE FOR AGROFOOD AND SELECTED
AGRICULTURAL PRODUCTS BY COUNTRIES - NEW ZEALAND

KATEGORI CATEGORY	RM JUTA/MILLION					
	2022			2023 (JAN-NOV/JAN-NOV)		
	EXPORT/ EXPORTS	IMPORT IMPORTS	IMBANGAN DAGANGAN/ BALANCE OF TRADE	EXPORT/ EXPORTS	IMPORT IMPORTS	IMBANGAN DAGANGAN/ BALANCE OF TRADE
JUMLAH AGROMAKANAN TOTAL OF AGROFOOD	750.8	3,464.6	(2,713.8)	600.1	2,862.4	(2,262.3)
TERNAKAN LIVESTOCK	0.9	2,908.6	(2,907.7)	0.3	2,381.1	(2,380.8)
BINATANG HIDUP ¹ LIVE ANIMALS ¹	-	48.5	(48.5)	-	67.7	(67.7)
DAGING DAN SEDIAAN DAGING MEAT AND MEAT PREPARATIONS	0.6	423.2	(422.6)	0.0	199.9	(199.9)
HASIL TENUSU DAIRY PRODUCTS	0.3	2,436.9	(2,436.6)	0.2	2,113.4	(2,113.2)
TELUR UNGGAS POULTRY EGGS	-	-	-	0.0	-	0.0
PERIKANAN FISHERIES	18.1	29.3	(11.2)	13.5	26.1	(12.6)
IKAN, KRUSTASEA, MOLUSKA DAN SEDIAAN ² FISH, CRUSTACEANS, MOLLUSCS AND PREPARATIONS ²	18.1	29.3	(11.2)	13.5	26.1	(12.6)
TANAMAN FOOD CROPS	129.1	243.6	(114.5)	145.2	226.3	(81.2)
BIJIRIN DAN SEDIAAN BIJIRIN CEREALS AND CEREAL PREPARATIONS	46.3	17.1	29.2	53.5	11.9	41.6
SAYUR-SAYURAN VEGETABLES	1.4	61.0	(59.6)	5.0	69.1	(64.1)
BUAH-BUAHAN FRUITS	1.7	130.0	(128.2)	1.0	115.1	(114.1)
GULA, SEDIAAN GULA DAN MADU SUGARS, SUGAR PREPARATIONS AND HONEY	22.4	20.9	1.5	18.3	19.4	(1.2)
KOPI, KOKO, TEH, REMPAH DAN KELUARAN COFFEE, COCOA, TEA, SPICES AND MANUFACTURES	57.3	14.6	42.7	67.4	10.8	56.6
LAIN-LAIN OTHERS	602.8	283.1	319.6	441.3	229.0	212.3
BAHAN MAKANAN UNTUK TERNAKAN FEEDING STUFF FOR ANIMALS	537.5	9.9	527.6	389.3	7.0	382.2
KELUARAN DAN SEDIAAN MAKANAN LAIN MISCELLANEOUS EDIBLE PRODUCTS AND PREPARATIONS	65.3	273.2	(208.0)	52.0	222.0	(170.0)
JUMLAH KEPERLUAN PERTANIAN TOTAL OF AGRICULTURAL INPUTS	397.2	1.4	395.8	201.0	0.6	200.4
BAJA FERTILIZERS	324.5	0.1	324.5	155.0	0.0	155.0
UBAT-UBATAN VETERINAR VETERINARY MEDICAMENTS	-	-	-	0.0	0.0	(0.0)

**JADUAL 16 : PERDAGANGAN LUAR NEGERI BAGI AGROMAKANAN DAN HASIL
PERTANIAN TERPILIH MENGIKUT NEGARA - NEW ZEALAND**
TABLE 16 : EXTERNAL TRADE FOR AGROFOOD AND SELECTED
AGRICULTURAL PRODUCTS BY COUNTRIES - NEW ZEALAND

KATEGORI CATEGORY	RM JUTA/MILLION					
	2022			2023 (JAN-NOV/JAN-NOV)		
	EXPORT/ EXPORTS	IMPORT IMPORTS	IMBANGAN DAGANGAN/ BALANCE OF TRADE	EXPORT/ EXPORTS	IMPORT IMPORTS	IMBANGAN DAGANGAN/ BALANCE OF TRADE
UBAT PEMBUNUH KUMAN, UBAT SERANGGA DSB. DISINFECTANTS, INSECTICIDES, FUNGICIDES, WEED KILLERS AND ANTI-SPROUTING PRODUCTS, ETC.	45.7	0.1	45.7	16.1	0.0	16.1
JENTERA PERTANIAN (TERMASUK TRAKTOR) DAN ALAT GANTI AGRICULTURAL MACHINERY (INCLUDING TRACTORS) AND PARTS	26.9	1.3	25.7	29.9	0.6	29.3
JUMLAH KELUARAN PERTANIAN LAIN TOTAL OF OTHER AGRICULTURAL PRODUCTS	726.0	466.9	259.1	463.9	377.5	86.5
BINATANG HIDUP (BUKAN BINATANG TERNAKAN) LIVE ANIMALS (NON LIVESTOCK)	0.0	0.0	(0.0)	0.0	0.0	0.0
IKAN HIASAN ORNAMENTAL FISH	0.0	-	0.0	-	-	-
RUMPAI LAUT SEAWEED	-	0.1	(0.1)	0.0	-	0.0
LAIN-LAIN PRODUK IKAN OTHER FISH PRODUCTS	-	3.1	(3.1)	-	1.7	(1.7)
MINUMAN DAN TEMBAKAU BEVERAGES AND TOBACCO	4.9	11.6	(6.7)	11.8	10.7	1.0
MINYAK KELAPA SAWIT PALM OIL	175.7	2.1	173.6	81.6	-	81.6
MINYAK ISIRUNG KELAPA SAWIT PALM KERNEL OIL	19.9	21.9	(1.9)	14.6	1.5	13.0
BUNGA-BUNGAAN FLORICULTURE	1.5	-	1.5	2.2	-	2.2
BAHAN TANAMAN UNTUK PEMBIAKAN SEEDS AND BUDS FOR SOWING	0.0	0.2	(0.2)	0.0	0.9	(0.9)
LEMAK HAIWAN DAN SAYURAN/LAIN-LAIN BIJI-BIJI MINYAK ANIMAL AND VEGETABLE FATS/OTHER OIL SEEDS	375.9	115.2	260.7	237.5	100.5	137.0
GETAH ASLI DAN SUSU GETAH NATURAL RUBBER AND NATURAL GUMS IN PRIMARY FORMS	-	-	-	-	-	-
KULIT DAN BULU BINATANG HIDES AND SKIN	-	0.2	(0.2)	-	0.0	(0.0)
GENTIAN ASLI NATURAL FIBRES	0.0	0.3	(0.2)	-	0.4	(0.4)
HASIL PERHUTANAN FORESTRY PRODUCTS	148.1	312.4	(164.3)	116.2	261.7	(145.5)
JUMLAH TOTAL	1,874.1	3,933.0	(2,058.9)	1,265.1	3,240.5	(1,975.5)

Nota/Notes :

¹ Binatang Ternakan/Livestock

² Tidak Termasuk Ikan Hiasan/Excluding Ornamental Fish

**JADUAL 17 : PERDAGANGAN LUAR NEGERI BAGI AGROMAKANAN DAN HASIL
PERTANIAN TERPILIH MENGIKUT NEGARA - NETHERLANDS**
TABLE 17 : EXTERNAL TRADE FOR AGROFOOD AND SELECTED
AGRICULTURAL PRODUCTS BY COUNTRIES - NETHERLANDS

KATEGORI CATEGORY	2020			RM JUTA/MILLION 2021		
	EXPORT/ EXPORTS	IMPORT IMPORTS	IMBANGAN DAGANGAN/ BALANCE OF TRADE	EXPORT/ EXPORTS	IMPORT IMPORTS	IMBANGAN DAGANGAN/ BALANCE OF TRADE
JUMLAH AGROMAKANAN TOTAL OF AGROFOOD	103.3	980.2	(876.9)	93.0	888.5	(795.5)
TERNAKAN LIVESTOCK	0.0	224.5	(224.5)	0.1	213.2	(213.1)
BINATANG HIDUP ¹ LIVE ANIMALS ¹	-	12.1	(12.1)	-	5.5	(5.5)
DAGING DAN SEDIAAN DAGING MEAT AND MEAT PREPARATIONS	0.0	39.8	(39.8)	-	48.3	(48.3)
HASIL TENUSU DAIRY PRODUCTS	0.0	171.7	(171.7)	0.1	157.9	(157.8)
TELUR UNGGAS POULTRY EGGS	-	0.9	(0.9)	-	1.5	(1.5)
PERIKANAN FISHERIES	-	42.7	(42.7)	0.5	26.5	(26.1)
IKAN, KRUSTASEA, MOLUSKA DAN SEDIAAN ² FISH, CRUSTACEANS, MOLLUSCS AND PREPARATIONS ²	-	42.7	(42.7)	0.5	26.5	(26.1)
TANAMAN FOOD CROPS	48.8	419.3	(370.5)	36.1	389.8	(353.8)
BIJIRIN DAN SEDIAAN BIJIRIN CEREALS AND CEREAL PREPARATIONS	3.2	27.1	(23.9)	3.3	18.8	(15.5)
SAYUR-SAYURAN VEGETABLES	1.8	322.2	(320.4)	1.2	279.6	(278.4)
BUAH-BUAHAN FRUITS	13.1	12.1	1.0	15.3	18.4	(3.2)
GULA, SEDIAAN GULA DAN MADU SUGARS, SUGAR PREPARATIONS AND HONEY	1.3	18.1	(16.8)	2.0	17.1	(15.1)
KOPI, KOKO, TEH, REMPAH DAN KELUARAN COFFEE, COCOA, TEA, SPICES AND MANUFACTURES	29.3	39.8	(10.5)	14.3	55.9	(41.6)
LAIN-LAIN OTHERS	54.5	293.7	(239.2)	56.4	258.9	(202.5)
BAHAN MAKANAN UNTUK TERNAKAN FEEDING STUFF FOR ANIMALS	34.4	27.6	6.9	31.0	41.9	(11.0)
KELUARAN DAN SEDIAAN MAKANAN LAIN MISCELLANEOUS EDIBLE PRODUCTS AND PREPARATIONS	20.1	266.1	(246.1)	25.4	217.0	(191.6)
JUMLAH KEPERLUAN PERTANIAN TOTAL OF AGRICULTURAL INPUTS	1.7	161.8	(160.1)	2.3	187.4	(185.1)
BAJA FERTILIZERS	-	82.9	(82.9)	-	121.3	(121.3)
UBAT-UBATAN VETERINAR VETERINARY MEDICAMENTS	-	30.2	(30.2)	-	20.9	(20.9)

**JADUAL 17 : PERDAGANGAN LUAR NEGERI BAGI AGROMAKANAN DAN HASIL
PERTANIAN TERPILIH MENGIKUT NEGARA - NETHERLANDS**
TABLE 17 : EXTERNAL TRADE FOR AGROFOOD AND SELECTED
AGRICULTURAL PRODUCTS BY COUNTRIES - NETHERLANDS

KATEGORI CATEGORY	2020			RM JUTA/MILLION 2021		
	EXPORT/ EXPORTS	IMPORT IMPORTS	IMBANGAN DAGANGAN/ BALANCE OF TRADE	EXPORT/ EXPORTS	IMPORT IMPORTS	IMBANGAN DAGANGAN/ BALANCE OF TRADE
UBAT PEMBUNUH KUMAN, UBAT SERANGGA DSB. DISINFECTANTS, INSECTICIDES, FUNGICIDES, WEED KILLERS AND ANTI-SPROUTING PRODUCTS, ETC.	-	20.1	(20.1)	0.0	30.1	(30.1)
JENTERA PERTANIAN (TERMASUK TRAKTOR) DAN ALAT GANTI AGRICULTURAL MACHINERY (INCLUDING TRACTORS) AND PARTS	1.7	28.7	(26.9)	2.3	15.1	(12.8)
JUMLAH KELUARAN PERTANIAN LAIN TOTAL OF OTHER AGRICULTURAL PRODUCTS	5,325.3	252.9	5,072.4	8,158.6	288.0	7,870.5
BINATANG HIDUP (BUKAN BINATANG TERNAKAN) LIVE ANIMALS (NON LIVESTOCK)	0.0	0.5	(0.5)	0.0	1.0	(1.0)
IKAN HIASAN ORNAMENTAL FISH	0.1	-	0.1	0.2	-	0.2
RUMPAI LAUT SEAWEED	-	0.0	(0.0)	-	-	-
LAIN-LAIN PRODUK IKAN OTHER FISH PRODUCTS	-	7.2	(7.2)	-	7.1	(7.1)
MINUMAN DAN TEMBAKAU BEVERAGES AND TOBACCO	61.2	80.7	(19.5)	85.7	91.6	(5.9)
MINYAK KELAPA SAWIT PALM OIL	2,643.9	0.7	2,643.2	3,769.6	0.0	3,769.6
MINYAK ISIRUNG KELAPA SAWIT PALM KERNEL OIL	1,529.3	1.8	1,527.5	3,088.9	-	3,088.9
BUNGA-BUNGAAN FLORICULTURE	1.4	0.6	0.8	1.8	0.8	0.9
BAHAN TANAMAN UNTUK PEMBIAKAN SEEDS AND BUDS FOR SOWING	3.0	8.1	(5.1)	3.0	8.6	(5.6)
LEMAK HAIWAN DAN SAYURAN/LAIN-LAIN BIJI-BIJI MINYAK ANIMAL AND VEGETABLE FATS/OTHER OIL SEEDS	572.5	89.6	482.9	599.2	96.1	503.0
GETAH ASLI DAN SUSU GETAH NATURAL RUBBER AND NATURAL GUMS IN PRIMARY FORMS	16.6	-	16.6	8.3	-	8.3
KULIT DAN BULU BINATANG HIDES AND SKIN	-	0.1	(0.1)	-	0.2	(0.2)
GENTIAN ASLI NATURAL FIBRES	111.7	0.4	111.3	152.3	0.4	151.9
HASIL PERHUTANAN FORESTRY PRODUCTS	385.5	63.1	322.3	449.7	82.1	367.6
JUMLAH TOTAL	5,430.3	1,394.9	4,035.4	8,253.9	1,363.9	6,890.0

Nota/Notes:

¹ Binatang Ternakan/Livestock

² Tidak Termasuk Ikan Hiasan/Excluding Ornamental Fish

**JADUAL 17 : PERDAGANGAN LUAR NEGERI BAGI AGROMAKANAN DAN HASIL
PERTANIAN TERPILIH MENGIKUT NEGARA - NETHERLANDS**
TABLE 17 : EXTERNAL TRADE FOR AGROFOOD AND SELECTED
AGRICULTURAL PRODUCTS BY COUNTRIES - NETHERLANDS

KATEGORI CATEGORY	RM JUTA/MILLION					
	2022			2023 (JAN-NOV/JAN-NOV)		
	EXPORT/ EXPORTS	IMPORT IMPORTS	IMBANGAN DAGANGAN/ BALANCE OF TRADE	EXPORT/ EXPORTS	IMPORT IMPORTS	IMBANGAN DAGANGAN/ BALANCE OF TRADE
JUMLAH AGROMAKANAN TOTAL OF AGROFOOD	169.6	1,131.3	(961.7)	228.1	954.2	(726.1)
TERNAKAN LIVESTOCK	0.8	218.3	(217.5)	0.9	161.9	(161.0)
BINATANG HIDUP ¹ LIVE ANIMALS ¹	-	0.8	(0.8)	-	-	-
DAGING DAN SEDIAAN DAGING MEAT AND MEAT PREPARATIONS	0.4	94.1	(93.7)	0.9	34.0	(33.2)
HASIL TENUSU DAIRY PRODUCTS	0.4	121.5	(121.1)	0.0	126.3	(126.3)
TELUR UNGGAS POULTRY EGGS	-	2.0	(2.0)	0.0	1.5	(1.5)
PERIKANAN FISHERIES	-	44.2	(44.2)	0.3	47.4	(47.1)
IKAN, KRUSTASEA, MOLUSKA DAN SEDIAAN ² FISH, CRUSTACEANS, MOLLUSCS AND PREPARATIONS ²	-	44.2	(44.2)	0.3	47.4	(47.1)
TANAMAN FOOD CROPS	92.5	563.0	(470.5)	142.1	499.2	(357.1)
BIJIRIN DAN SEDIAAN BIJIRIN CEREALS AND CEREAL PREPARATIONS	3.9	22.6	(18.7)	6.2	24.2	(18.1)
SAYUR-SAYURAN VEGETABLES	0.6	386.1	(385.5)	0.4	293.2	(292.8)
BUAH-BUAHAN FRUITS	14.7	32.5	(17.7)	13.5	27.5	(14.0)
GULA, SEDIAAN GULA DAN MADU SUGARS, SUGAR PREPARATIONS AND HONEY	2.8	22.1	(19.2)	5.7	10.2	(4.5)
KOPI, KOKO, TEH, REMPAH DAN KELUARAN COFFEE, COCOA, TEA, SPICES AND MANUFACTURES	70.5	99.9	(29.4)	116.4	144.1	(27.8)
LAIN-LAIN OTHERS	76.3	305.8	(229.4)	84.9	245.7	(160.8)
BAHAN MAKANAN UNTUK TERNAKAN FEEDING STUFF FOR ANIMALS	53.2	39.6	13.6	58.7	30.6	28.1
KELUARAN DAN SEDIAAN MAKANAN LAIN MISCELLANEOUS EDIBLE PRODUCTS AND PREPARATIONS	23.1	266.2	(243.1)	26.2	215.1	(188.9)
JUMLAH KEPERLUAN PERTANIAN TOTAL OF AGRICULTURAL INPUTS	4.4	220.4	(215.9)	6.8	185.8	(179.0)
BAJA FERTILIZERS	-	132.0	(132.0)	0.1	77.6	(77.4)
UBAT-UBATAN VETERINAR VETERINARY MEDICAMENTS	-	32.8	(32.8)	0.0	39.8	(39.8)

**JADUAL 17 : PERDAGANGAN LUAR NEGERI BAGI AGROMAKANAN DAN HASIL
PERTANIAN TERPILIH MENGIKUT NEGARA - NETHERLANDS**
TABLE 17 : EXTERNAL TRADE FOR AGROFOOD AND SELECTED
AGRICULTURAL PRODUCTS BY COUNTRIES - NETHERLANDS

KATEGORI CATEGORY	2022			2023 (JAN-NOV/JAN-NOV)		
	EXPORT/ EXPORTS	IMPORT IMPORTS	IMBANGAN DAGANGAN/ BALANCE OF TRADE	EXPORT/ EXPORTS	IMPORT IMPORTS	IMBANGAN DAGANGAN/ BALANCE OF TRADE
UBAT PEMBUNUH KUMAN, UBAT SERANGGA DSB. DISINFECTANTS, INSECTICIDES, FUNGICIDES, WEED KILLERS AND ANTI-SPROUTING PRODUCTS, ETC.	0.0	33.8	(33.8)	0.0	22.8	(22.8)
JENTERA PERTANIAN (TERMASUK TRAKTOR) DAN ALAT GANTI AGRICULTURAL MACHINERY (INCLUDING TRACTORS) AND PARTS	4.4	21.8	(17.4)	6.6	45.6	(39.0)
JUMLAH KELUARAN PERTANIAN LAIN TOTAL OF OTHER AGRICULTURAL PRODUCTS	8,704.6	356.4	8,348.2	4,499.7	329.3	4,170.4
BINATANG HIDUP (BUKAN BINATANG TERNAKAN) LIVE ANIMALS (NON LIVESTOCK)	0.0	1.6	(1.6)	0.0	1.2	(1.1)
IKAN HIASAN ORNAMENTAL FISH	0.1	-	0.1	0.2	-	0.2
RUMPAI LAUT SEAWEED	-	-	-	0.0	0.0	0.0
LAIN-LAIN PRODUK IKAN OTHER FISH PRODUCTS	-	6.6	(6.6)	-	3.0	(3.0)
MINUMAN DAN TEMBAKAU BEVERAGES AND TOBACCO	63.3	145.9	(82.6)	52.3	82.5	(30.1)
MINYAK KELAPA SAWIT PALM OIL	3,365.2	-	3,365.2	1,467.1	-	1,467.1
MINYAK ISIRUNG KELAPA SAWIT PALM KERNEL OIL	2,484.3	-	2,484.3	1,118.8	-	1,118.8
BUNGA-BUNGAAN FLORICULTURE	0.2	1.1	(0.8)	0.0	0.9	(0.9)
BAHAN TANAMAN UNTUK PEMBIAKAN SEEDS AND BUDS FOR SOWING	2.7	4.9	(2.2)	2.2	9.0	(6.8)
LEMAK HAIWAN DAN SAYURAN/LAIN-LAIN BIJI-BIJI MINYAK ANIMAL AND VEGETABLE FATS/OTHER OIL SEEDS	2,114.7	115.3	1,999.4	1,251.6	111.3	1,140.3
GETAH ASLI DAN SUSU GETAH NATURAL RUBBER AND NATURAL GUMS IN PRIMARY FORMS	7.3	-	7.3	10.6	-	10.6
KULIT DAN BULU BINATANG HIDES AND SKIN	-	0.1	(0.1)	0.0	0.3	(0.3)
GENTIAN ASLI NATURAL FIBRES	112.2	0.0	112.2	86.4	1.0	85.4
HASIL PERHUTANAN FORESTRY PRODUCTS	554.4	80.8	473.6	510.6	120.2	390.4
JUMLAH TOTAL	8,878.6	1,708.1	7,170.5	4,734.6	1,469.3	3,265.3

Nota/Notes :

¹ Binatang Ternakan/Livestock

² Tidak Termasuk Ikan Hiasan/Excluding Ornamental Fish

**JADUAL 18 : PERDAGANGAN LUAR NEGERI BAGI AGROMAKANAN DAN HASIL
PERTANIAN TERPILIH MENGIKUT NEGARA - CHINA**
TABLE 18 : EXTERNAL TRADE FOR AGROFOOD AND SELECTED
AGRICULTURAL PRODUCTS BY COUNTRIES - CHINA

KATEGORI CATEGORY	2020			RM JUTA/MILLION 2021		
	EXPORT/ EXPORTS	IMPORT IMPORTS	IMBANGAN DAGANGAN/ BALANCE OF TRADE	EXPORT/ EXPORTS	IMPORT IMPORTS	IMBANGAN DAGANGAN/ BALANCE OF TRADE
JUMLAH AGROMAKANAN TOTAL OF AGROFOOD	4,159.0	6,893.8	(2,734.8)	4,929.8	7,653.8	(2,724.0)
TERNAKAN LIVESTOCK	30.5	139.5	(109.0)	35.4	190.0	(154.6)
BINATANG HIDUP ¹ LIVE ANIMALS ¹	0.0	-	0.0	-	-	-
DAGING DAN SEDIAAN DAGING MEAT AND MEAT PREPARATIONS	1.5	136.8	(135.3)	1.8	181.8	(180.0)
HASIL TENUSU DAIRY PRODUCTS	29.0	2.2	26.8	33.6	8.0	25.6
TELUR UNGGAS POULTRY EGGS	0.0	0.6	(0.6)	-	0.2	(0.2)
PERIKANAN FISHERIES	1,088.6	1,046.1	42.5	1,030.0	1,311.1	(281.2)
IKAN, KRUSTASEA, MOLUSKA DAN SEDIAAN ² FISH, CRUSTACEANS, MOLLUSCS AND PREPARATIONS ²	1,088.6	1,046.1	42.5	1,030.0	1,311.1	(281.2)
TANAMAN FOOD CROPS	1,856.8	4,798.1	(2,941.3)	2,215.3	5,145.2	(2,929.9)
BIJIRIN DAN SEDIAAN BIJIRIN CEREALS AND CEREAL PREPARATIONS	235.6	194.9	40.8	246.3	211.7	34.6
SAYUR-SAYURAN VEGETABLES	6.6	2,443.3	(2,436.7)	7.8	2,584.2	(2,576.4)
BUAH-BUAHAN FRUITS	514.6	993.7	(479.1)	911.6	1,151.0	(239.4)
GULA, SEDIAAN GULA DAN MADU SUGARS, SUGAR PREPARATIONS AND HONEY	300.3	301.3	(1.0)	170.8	323.6	(152.8)
KOPI, KOKO, TEH, REMPAH DAN KELUARAN COFFEE, COCOA, TEA, SPICES AND MANUFACTURES	799.7	864.9	(65.2)	878.8	874.8	4.0
LAIN-LAIN OTHERS	1,183.0	910.0	273.0	1,649.2	1,007.5	641.7
BAHAN MAKANAN UNTUK TERNAKAN FEEDING STUFF FOR ANIMALS	151.9	263.9	(112.0)	287.4	345.1	(57.7)
KELUARAN DAN SEDIAAN MAKANAN LAIN MISCELLANEOUS EDIBLE PRODUCTS AND PREPARATIONS	1,031.0	646.1	385.0	1,361.8	662.4	699.3
JUMLAH KEPERLUAN PERTANIAN TOTAL OF AGRICULTURAL INPUTS	215.2	1,338.1	(1,123.0)	227.3	2,302.2	(2,074.9)
BAJA FERTILIZERS	9.3	533.6	(524.3)	14.1	1,284.4	(1,270.4)
UBAT-UBATAN VETERINAR VETERINARY MEDICAMENTS	-	15.0	(15.0)	-	16.6	(16.6)

**JADUAL 18 : PERDAGANGAN LUAR NEGERI BAGI AGROMAKANAN DAN HASIL
PERTANIAN TERPILIH MENGIKUT NEGARA - CHINA**
TABLE 18 : EXTERNAL TRADE FOR AGROFOOD AND SELECTED
AGRICULTURAL PRODUCTS BY COUNTRIES - CHINA

KATEGORI CATEGORY	2020			2021		
	EXPORT/ EXPORTS	IMPORT IMPORTS	IMBANGAN DAGANGAN/ BALANCE OF TRADE	EXPORT/ EXPORTS	IMPORT IMPORTS	IMBANGAN DAGANGAN/ BALANCE OF TRADE
UBAT PEMBUNUH KUMAN, UBAT SERANGGA DSB. DISINFECTANTS, INSECTICIDES, FUNGICIDES, WEED KILLERS AND ANTI-SPROUTING PRODUCTS, ETC.	184.1	433.4	(249.2)	202.6	515.5	(312.9)
JENTERA PERTANIAN (TERMASUK TRAKTOR) DAN ALAT GANTI AGRICULTURAL MACHINERY (INCLUDING TRACTORS) AND PARTS	21.7	356.2	(334.5)	10.7	485.6	(475.0)
JUMLAH KELUARAN PERTANIAN LAIN TOTAL OF OTHER AGRICULTURAL PRODUCTS	13,222.1	5,171.5	8,050.6	15,852.9	5,387.0	10,465.9
BINATANG HIDUP (BUKAN BINATANG TERNAKAN) LIVE ANIMALS (NON LIVESTOCK)	-	0.7	(0.7)	7.4	1.1	6.3
IKAN HIASAN ORNAMENTAL FISH	30.9	5.6	25.3	1.6	6.2	(4.6)
RUMPAI LAUT SEAWEED	7.9	31.7	(23.8)	3.2	42.5	(39.3)
LAIN-LAIN PRODUK IKAN OTHER FISH PRODUCTS	27.5	4.0	23.4	5.1	6.5	(1.3)
MINUMAN DAN TEMBAKAU BEVERAGES AND TOBACCO	72.8	78.0	(5.3)	58.1	68.5	(10.4)
MINYAK KELAPA SAWIT PALM OIL	4,769.8	2.0	4,767.8	4,366.6	12.3	4,354.3
MINYAK ISIRUNG KELAPA SAWIT PALM KERNEL OIL	688.4	586.1	102.3	986.1	297.5	688.6
BUNGA-BUNGAAN FLORICULTURE	1.0	7.5	(6.5)	0.9	10.9	(10.0)
BAHAN TANAMAN UNTUK PEMBIAKAN SEEDS AND BUDS FOR SOWING	0.6	33.5	(33.0)	1.0	37.1	(36.1)
LEMAK HAIWAN DAN SAYURAN/LAIN-LAIN BIJI-BIJI MINYAK ANIMAL AND VEGETABLE FATS/OTHER OIL SEEDS	2,674.3	1,147.7	1,526.6	3,446.8	935.0	2,511.8
GETAH ASLI DAN SUSU GETAH NATURAL RUBBER AND NATURAL GUMS IN PRIMARY FORMS	1,639.7	1.8	1,637.9	2,132.2	5.4	2,126.8
KULIT DAN BULU BINATANG HIDES AND SKIN	8.2	32.3	(24.1)	6.0	25.7	(19.7)
GENTIAN ASLI NATURAL FIBRES	792.2	148.9	643.2	930.1	169.5	760.6
HASIL PERHUTANAN FORESTRY PRODUCTS	2,509.0	3,091.7	(582.7)	3,907.8	3,768.9	138.8
JUMLAH TOTAL	17,596.2	13,403.4	4,192.8	21,010.0	15,343.0	5,667.0

Nota/Notes:

¹ Binatang Ternakan/Livestock

² Tidak Termasuk Ikan Hiasan/Excluding Ornamental Fish

**JADUAL 18 : PERDAGANGAN LUAR NEGERI BAGI AGROMAKANAN DAN HASIL
PERTANIAN TERPILIH MENGIKUT NEGARA - CHINA**
TABLE 18 : EXTERNAL TRADE FOR AGROFOOD AND SELECTED
AGRICULTURAL PRODUCTS BY COUNTRIES - CHINA

KATEGORI CATEGORY	RM JUTA/MILLION					
	2022			2023 (JAN-NOV/JAN-NOV)		
	EXPORT/ EXPORTS	IMPORT IMPORTS	IMBANGAN DAGANGAN/ BALANCE OF TRADE	EXPORT/ EXPORTS	IMPORT IMPORTS	IMBANGAN DAGANGAN/ BALANCE OF TRADE
JUMLAH AGROMAKANAN TOTAL OF AGROFOOD	5,542.6	8,691.7	(3,149.1)	5,668.3	8,113.2	(2,444.9)
TERNAKAN LIVESTOCK	22.8	307.7	(284.9)	49.8	146.5	(96.6)
BINATANG HIDUP ¹ LIVE ANIMALS ¹	-	0.4	(0.4)	0.3	0.0	0.3
DAGING DAN SEDIAAN DAGING MEAT AND MEAT PREPARATIONS	5.0	302.2	(297.3)	37.8	142.5	(104.7)
HASIL TENUSU DAIRY PRODUCTS	17.8	5.1	12.8	11.7	0.9	10.8
TELUR UNGGAS POULTRY EGGS	-	0.1	(0.1)	0.0	3.1	(3.1)
PERIKANAN FISHERIES	1,029.2	1,531.0	(501.9)	1,151.5	1,189.6	(38.1)
IKAN, KRUSTASEA, MOLUSKA DAN SEDIAAN ² FISH, CRUSTACEANS, MOLLUSCS AND PREPARATIONS ²	1,029.2	1,531.0	(501.9)	1,151.5	1,189.6	(38.1)
TANAMAN FOOD CROPS	2,432.4	5,559.4	(3,126.9)	2,540.7	5,705.9	(3,165.3)
BIJIRIN DAN SEDIAAN BIJIRIN CEREALS AND CEREAL PREPARATIONS	248.5	255.6	(7.1)	218.0	231.7	(13.7)
SAYUR-SAYURAN VEGETABLES	5.2	2,835.1	(2,829.8)	6.3	3,133.0	(3,126.6)
BUAH-BUAHAN FRUITS	954.0	1,324.6	(370.6)	1,138.0	1,188.4	(50.3)
GULA, SEDIAAN GULA DAN MADU SUGARS, SUGAR PREPARATIONS AND HONEY	244.5	488.3	(243.8)	252.7	468.6	(215.9)
KOPI, KOKO, TEH, REMPAH DAN KELUARAN COFFEE, COCOA, TEA, SPICES AND MANUFACTURES	980.1	655.8	324.3	925.6	684.3	241.3
LAIN-LAIN OTHERS	2,058.2	1,293.6	764.6	1,926.4	1,071.2	855.2
BAHAN MAKANAN UNTUK TERNAKAN FEEDING STUFF FOR ANIMALS	478.0	368.2	109.8	479.2	338.2	141.0
KELUARAN DAN SEDIAAN MAKANAN LAIN MISCELLANEOUS EDIBLE PRODUCTS AND PREPARATIONS	1,580.2	925.4	654.8	1,447.2	733.0	714.2
JUMLAH KEPERLUAN PERTANIAN TOTAL OF AGRICULTURAL INPUTS	286.0	3,064.5	(2,778.4)	280.3	2,391.2	(2,110.8)
BAJA FERTILIZERS	7.1	1,871.7	(1,864.6)	7.7	1,447.0	(1,439.3)
UBAT-UBATAN VETERINAR VETERINARY MEDICAMENTS	-	36.5	(36.5)	0.0	5.2	(5.2)

**JADUAL 18 : PERDAGANGAN LUAR NEGERI BAGI AGROMAKANAN DAN HASIL
PERTANIAN TERPILIH MENGIKUT NEGARA - CHINA**
TABLE 18 : EXTERNAL TRADE FOR AGROFOOD AND SELECTED
AGRICULTURAL PRODUCTS BY COUNTRIES - CHINA

KATEGORI CATEGORY	RM JUTA/MILLION					
	2022			2023 (JAN-NOV/JAN-NOV)		
	EXPORT/ EXPORTS	IMPORT IMPORTS	IMBANGAN DAGANGAN/ BALANCE OF TRADE	EXPORT/ EXPORTS	IMPORT IMPORTS	IMBANGAN DAGANGAN/ BALANCE OF TRADE
UBAT PEMBUNUH KUMAN, UBAT SERANGGA DSB. DISINFECTANTS, INSECTICIDES, FUNGICIDES, WEED KILLERS AND ANTI-SPROUTING PRODUCTS, ETC.	260.1	515.2	(255.1)	266.9	387.8	(120.9)
JENTERA PERTANIAN (TERMASUK TRAKTOR) DAN ALAT GANTI AGRICULTURAL MACHINERY (INCLUDING TRACTORS) AND PARTS	18.8	641.1	(622.3)	5.8	551.1	(545.3)
JUMLAH KELUARAN PERTANIAN LAIN TOTAL OF OTHER AGRICULTURAL PRODUCTS	17,666.6	6,881.1	10,785.5	13,685.1	5,619.2	8,065.9
BINATANG HIDUP (BUKAN BINATANG TERNAKAN) LIVE ANIMALS (NON LIVESTOCK)	-	1.0	(1.0)	0.0	0.9	(0.9)
IKAN HIASAN ORNAMENTAL FISH	15.9	4.8	11.2	44.2	11.5	32.7
RUMPAI LAUT SEAWEED	0.5	41.7	(41.2)	0.0	35.7	(35.6)
LAIN-LAIN PRODUK IKAN OTHER FISH PRODUCTS	37.7	20.0	17.7	60.9	11.9	49.0
MINUMAN DAN TEMBAKAU BEVERAGES AND TOBACCO	62.5	79.5	(17.0)	140.5	122.6	17.9
MINYAK KELAPA SAWIT PALM OIL	5,082.1	3.0	5,079.1	2,617.5	0.1	2,617.4
MINYAK ISIRUNG KELAPA SAWIT PALM KERNEL OIL	1,215.2	163.3	1,051.9	638.6	19.6	619.1
BUNGA-BUNGAAN FLORICULTURE	1.1	18.6	(17.5)	1.7	14.4	(12.7)
BAHAN TANAMAN UNTUK PEMBIAKAN SEEDS AND BUDS FOR SOWING	0.4	27.9	(27.5)	0.2	28.0	(27.8)
LEMAK HAIWAN DAN SAYURAN/LAIN-LAIN BIJI-BIJI MINYAK ANIMAL AND VEGETABLE FATS/OTHER OIL SEEDS	4,063.4	1,552.0	2,511.3	2,505.1	927.6	1,577.5
GETAH ASLI DAN SUSU GETAH NATURAL RUBBER AND NATURAL GUMS IN PRIMARY FORMS	2,075.6	5.6	2,070.0	1,623.6	57.0	1,566.6
KULIT DAN BULU BINATANG HIDES AND SKIN	3.9	24.9	(21.0)	3.6	37.4	(33.8)
GENTIAN ASLI NATURAL FIBRES	941.6	197.6	744.1	946.0	124.4	821.5
HASIL PERHUTANAN FORESTRY PRODUCTS	4,166.5	4,741.2	(574.6)	5,103.2	4,228.3	874.9
JUMLAH TOTAL	23,495.2	18,637.3	4,857.9	19,633.7	16,123.6	3,510.1

Nota/Notes :

¹ Binatang Ternakan/Livestock

² Tidak Termasuk Ikan Hiasan/Excluding Ornamental Fish

**JADUAL 19 : PERDAGANGAN LUAR NEGERI BAGI AGROMAKANAN DAN HASIL
PERTANIAN TERPILIH MENGIKUT NEGARA - THAILAND**
TABLE 19 : EXTERNAL TRADE FOR AGROFOOD AND SELECTED
AGRICULTURAL PRODUCTS BY COUNTRIES - THAILAND

KATEGORI CATEGORY	2020			RM JUTA/MILLION 2021		
	EXPORT/ EXPORTS	IMPORT IMPORTS	IMBANGAN DAGANGAN/ BALANCE OF TRADE	EXPORT/ EXPORTS	IMPORT IMPORTS	IMBANGAN DAGANGAN/ BALANCE OF TRADE
JUMLAH AGROMAKANAN TOTAL OF AGROFOOD	1,932.8	4,067.2	(2,134.4)	2,268.9	5,123.5	(2,854.6)
TERNAKAN LIVESTOCK	144.9	559.2	(414.4)	238.5	744.0	(505.5)
BINATANG HIDUP ¹ LIVE ANIMALS ¹	5.7	23.3	(17.6)	2.3	17.4	(15.1)
DAGING DAN SEDIAAN DAGING MEAT AND MEAT PREPARATIONS	62.2	376.7	(314.5)	149.5	539.8	(390.3)
HASIL TENUSU DAIRY PRODUCTS	72.5	159.2	(86.7)	61.4	186.8	(125.4)
TELUR UNGGAS POULTRY EGGS	4.5	0.0	4.4	25.3	-	25.3
PERIKANAN FISHERIES	229.9	481.1	(251.2)	236.5	649.1	(412.5)
IKAN, KRUSTASEA, MOLUSKA DAN SEDIAAN ² FISH, CRUSTACEANS, MOLLUSCS AND PREPARATIONS ²	229.9	481.1	(251.2)	236.5	649.1	(412.5)
TANAMAN FOOD CROPS	1,005.5	1,420.7	(415.3)	1,219.5	1,855.9	(636.4)
BIJIRIN DAN SEDIAAN BIJIRIN CEREALS AND CEREAL PREPARATIONS	230.8	432.7	(201.9)	347.0	563.9	(216.9)
SAYUR-SAYURAN VEGETABLES	73.5	328.7	(255.2)	130.9	386.6	(255.7)
BUAH-BUAHAN FRUITS	38.6	324.4	(285.9)	41.4	455.9	(414.5)
GULA, SEDIAAN GULA DAN MADU SUGARS, SUGAR PREPARATIONS AND HONEY	26.2	304.0	(277.8)	33.8	403.7	(369.9)
KOPI, KOKO, TEH, REMPAH DAN KELUARAN COFFEE, COCOA, TEA, SPICES AND MANUFACTURES	636.3	30.8	605.5	666.4	45.8	620.6
LAIN-LAIN OTHERS	552.6	1,606.1	(1,053.6)	574.4	1,874.6	(1,300.2)
BAHAN MAKANAN UNTUK TERNAKAN FEEDING STUFF FOR ANIMALS	80.9	626.5	(545.5)	59.4	859.8	(800.4)
KELUARAN DAN SEDIAAN MAKANAN LAIN MISCELLANEOUS EDIBLE PRODUCTS AND PREPARATIONS	471.6	979.7	(508.0)	515.0	1,014.8	(499.9)
JUMLAH KEPERLUAN PERTANIAN TOTAL OF AGRICULTURAL INPUTS	732.7	293.2	439.5	1,082.6	381.7	700.9
BAJA FERTILIZERS	514.1	14.3	499.8	830.3	34.3	796.0
UBAT-UBATAN VETERINAR VETERINARY MEDICAMENTS	-	0.7	(0.7)	0.2	3.4	(3.2)

**JADUAL 19 : PERDAGANGAN LUAR NEGERI BAGI AGROMAKANAN DAN HASIL
PERTANIAN TERPILIH MENGIKUT NEGARA - THAILAND**
TABLE 19 : EXTERNAL TRADE FOR AGROFOOD AND SELECTED
AGRICULTURAL PRODUCTS BY COUNTRIES - THAILAND

KATEGORI CATEGORY	2020			RM JUTA/MILLION 2021		
	EXPORT/ EXPORTS	IMPORT IMPORTS	IMBANGAN DAGANGAN/ BALANCE OF TRADE	EXPORT/ EXPORTS	IMPORT IMPORTS	IMBANGAN DAGANGAN/ BALANCE OF TRADE
UBAT PEMBUNUH KUMAN, UBAT SERANGGA DSB. DISINFECTANTS, INSECTICIDES, FUNGICIDES, WEED KILLERS AND ANTI-SPROUTING PRODUCTS, ETC.	108.9	207.2	(98.3)	140.0	254.4	(114.4)
JENTERA PERTANIAN (TERMASUK TRAKTOR) DAN ALAT GANTI AGRICULTURAL MACHINERY (INCLUDING TRACTORS) AND PARTS	109.7	71.0	38.7	112.1	89.6	22.5
JUMLAH KELUARAN PERTANIAN LAIN TOTAL OF OTHER AGRICULTURAL PRODUCTS	1,455.8	4,928.3	(3,472.5)	1,475.7	7,224.3	(5,748.6)
BINATANG HIDUP (BUKAN BINATANG TERNAKAN) LIVE ANIMALS (NON LIVESTOCK)	0.0	0.0	(0.0)	0.2	0.1	0.1
IKAN HIASAN ORNAMENTAL FISH	1.2	5.3	(4.2)	1.0	16.5	(15.4)
RUMPAI LAUT SEAWEED	2.0	1.5	0.6	2.3	1.1	1.2
LAIN-LAIN PRODUK IKAN OTHER FISH PRODUCTS	3.0	4.6	(1.6)	0.6	9.5	(8.9)
MINUMAN DAN TEMBAKAU BEVERAGES AND TOBACCO	286.8	179.3	107.5	199.4	212.2	(12.8)
MINYAK KELAPA SAWIT PALM OIL	56.1	-	56.1	93.5	6.6	86.9
MINYAK ISIRUNG KELAPA SAWIT PALM KERNEL OIL	61.8	222.3	(160.5)	53.8	1,235.3	(1,181.4)
BUNGA-BUNGAAN FLORICULTURE	31.8	2.9	28.9	29.5	4.4	25.1
BAHAN TANAMAN UNTUK PEMBIAKAN SEEDS AND BUDS FOR SOWING	2.6	30.2	(27.6)	5.0	79.1	(74.1)
LEMAK HAIWAN DAN SAYURAN/LAIN-LAIN BIJI-BIJI MINYAK ANIMAL AND VEGETABLE FATS/OTHER OIL SEEDS	193.9	240.9	(47.0)	243.7	464.3	(220.5)
GETAH ASLI DAN SUSU GETAH NATURAL RUBBER AND NATURAL GUMS IN PRIMARY FORMS	8.3	3,137.9	(3,129.6)	11.9	3,946.4	(3,934.6)
KULIT DAN BULU BINATANG HIDES AND SKIN	47.0	18.3	28.8	47.4	25.7	21.8
GENTIAN ASLI NATURAL FIBRES	68.4	17.7	50.6	90.9	34.0	56.9
HASIL PERHUTANAN FORESTRY PRODUCTS	692.9	1,067.3	(374.4)	696.4	1,189.2	(492.8)
JUMLAH TOTAL	4,121.3	9,288.7	(5,167.5)	4,827.2	12,729.5	(7,902.3)

Nota/Notes:

¹ Binatang Ternakan/Livestock

² Tidak Termasuk Ikan Hiasan/Excluding Ornamental Fish

**JADUAL 19 : PERDAGANGAN LUAR NEGERI BAGI AGROMAKANAN DAN HASIL
PERTANIAN TERPILIH MENGIKUT NEGARA - THAILAND**
TABLE 19 : EXTERNAL TRADE FOR AGROFOOD AND SELECTED
AGRICULTURAL PRODUCTS BY COUNTRIES - THAILAND

KATEGORI CATEGORY	RM JUTA/MILLION					
	2022			2023 (JAN-NOV/JAN-NOV)		
	EXPORT/ EXPORTS	IMPORT IMPORTS	IMBANGAN DAGANGAN/ BALANCE OF TRADE	EXPORT/ EXPORTS	IMPORT IMPORTS	IMBANGAN DAGANGAN/ BALANCE OF TRADE
JUMLAH AGROMAKANAN TOTAL OF AGROFOOD	2,477.8	7,003.5	(4,525.6)	2,482.5	7,932.4	(5,449.9)
TERNAKAN LIVESTOCK	228.2	1,401.4	(1,173.2)	237.9	1,890.1	(1,652.2)
BINATANG HIDUP ¹ LIVE ANIMALS ¹	2.3	20.7	(18.4)	0.5	43.7	(43.1)
DAGING DAN SEDIAAN DAGING MEAT AND MEAT PREPARATIONS	145.0	1,188.5	(1,043.5)	211.2	1,635.3	(1,424.1)
HASIL TENUSU DAIRY PRODUCTS	77.3	192.0	(114.6)	25.0	211.1	(186.0)
TELUR UNGGAS POULTRY EGGS	3.5	0.2	3.3	1.1	0.0	1.1
PERIKANAN FISHERIES	167.1	694.9	(527.8)	165.7	680.1	(514.4)
IKAN, KRUSTASEA, MOLUSKA DAN SEDIAAN ² FISH, CRUSTACEANS, MOLLUSCS AND PREPARATIONS ²	167.1	694.9	(527.8)	165.7	680.1	(514.4)
TANAMAN FOOD CROPS	1,431.9	2,738.0	(1,306.1)	1,399.7	3,522.2	(2,122.5)
BIJIRIN DAN SEDIAAN BIJIRIN CEREALS AND CEREAL PREPARATIONS	381.8	645.5	(263.7)	395.9	1,125.7	(729.7)
SAYUR-SAYURAN VEGETABLES	196.8	404.3	(207.5)	247.6	375.3	(127.6)
BUAH-BUAHAN FRUITS	47.1	509.3	(462.2)	36.4	420.4	(384.0)
GULA, SEDIAAN GULA DAN MADU SUGARS, SUGAR PREPARATIONS AND HONEY	31.0	1,120.2	(1,089.2)	57.8	1,538.6	(1,480.8)
KOPI, KOKO, TEH, REMPAH DAN KELUARAN COFFEE, COCOA, TEA, SPICES AND MANUFACTURES	775.2	58.7	716.5	661.9	62.3	599.7
LAIN-LAIN OTHERS	650.6	2,169.1	(1,518.5)	679.3	1,840.1	(1,160.8)
BAHAN MAKANAN UNTUK TERNAKAN FEEDING STUFF FOR ANIMALS	50.4	972.3	(921.9)	89.4	756.2	(666.7)
KELUARAN DAN SEDIAAN MAKANAN LAIN MISCELLANEOUS EDIBLE PRODUCTS AND PREPARATIONS	600.2	1,196.8	(596.6)	589.9	1,083.9	(494.0)
JUMLAH KEPERLUAN PERTANIAN TOTAL OF AGRICULTURAL INPUTS	1,537.9	463.3	1,074.6	1,149.0	877.4	271.6
BAJA FERTILIZERS	1,244.0	28.7	1,215.3	909.3	22.8	886.5
UBAT-UBATAN VETERINAR VETERINARY MEDICAMENTS	1.1	3.1	(2.0)	0.0	3.7	(3.7)

**JADUAL 19 : PERDAGANGAN LUAR NEGERI BAGI AGROMAKANAN DAN HASIL
PERTANIAN TERPILIH MENGIKUT NEGARA - THAILAND**
TABLE 19 : EXTERNAL TRADE FOR AGROFOOD AND SELECTED
AGRICULTURAL PRODUCTS BY COUNTRIES - THAILAND

KATEGORI CATEGORY	2022			2023 (JAN-NOV/JAN-NOV)		
	EXPORT/ EXPORTS	IMPORT IMPORTS	IMBANGAN DAGANGAN/ BALANCE OF TRADE	EXPORT/ EXPORTS	IMPORT IMPORTS	IMBANGAN DAGANGAN/ BALANCE OF TRADE
UBAT PEMBUNUH KUMAN, UBAT SERANGGA DSB. DISINFECTANTS, INSECTICIDES, FUNGICIDES, WEED KILLERS AND ANTI-SPROUTING PRODUCTS, ETC.	186.2	255.6	(69.4)	138.3	205.0	(66.7)
JENTERA PERTANIAN (TERMASUK TRAKTOR) DAN ALAT GANTI AGRICULTURAL MACHINERY (INCLUDING TRACTORS) AND PARTS	106.7	175.9	(69.2)	101.4	645.9	(544.5)
JUMLAH KELUARAN PERTANIAN LAIN TOTAL OF OTHER AGRICULTURAL PRODUCTS	1,745.3	7,189.8	(5,444.6)	1,569.2	4,428.2	(2,858.9)
BINATANG HIDUP (BUKAN BINATANG TERNAKAN) LIVE ANIMALS (NON LIVESTOCK)	-	0.4	(0.4)	0.0	0.3	(0.3)
IKAN HIASAN ORNAMENTAL FISH	1.1	35.7	(34.6)	0.9	39.9	(39.1)
RUMPAI LAUT SEAWEED	3.1	1.6	1.5	3.5	3.2	0.3
LAIN-LAIN PRODUK IKAN OTHER FISH PRODUCTS	2.8	17.0	(14.3)	3.0	12.3	(9.3)
MINUMAN DAN TEMBAKAU BEVERAGES AND TOBACCO	226.6	261.0	(34.3)	232.7	266.8	(34.1)
MINYAK KELAPA SAWIT PALM OIL	93.5	3.7	89.8	193.8	-	193.8
MINYAK ISIRUNG KELAPA SAWIT PALM KERNEL OIL	68.1	1,070.4	(1,002.3)	83.3	342.9	(259.7)
BUNGA-BUNGAAN FLORICULTURE	29.7	6.0	23.7	24.4	8.7	15.7
BAHAN TANAMAN UNTUK PEMBIAKAN SEEDS AND BUDS FOR SOWING	7.1	101.1	(94.0)	5.8	18.2	(12.5)
LEMAK HAIWAN DAN SAYURAN/LAIN-LAIN BIJI-BIJI MINYAK ANIMAL AND VEGETABLE FATS/OTHER OIL SEEDS	341.5	820.9	(479.4)	195.7	545.2	(349.5)
GETAH ASLI DAN SUSU GETAH NATURAL RUBBER AND NATURAL GUMS IN PRIMARY FORMS	11.3	3,733.2	(3,721.9)	27.4	2,213.0	(2,185.6)
KULIT DAN BULU BINATANG HIDES AND SKIN	61.5	24.7	36.8	56.1	27.5	28.6
GENTIAN ASLI NATURAL FIBRES	88.2	37.2	51.0	74.7	21.2	53.6
HASIL PERHUTANAN FORESTRY PRODUCTS	810.7	1,076.9	(266.2)	668.1	928.8	(260.7)
JUMLAH TOTAL	5,761.0	14,656.6	(8,895.6)	5,200.8	13,238.0	(8,037.2)

Nota/Notes :

¹ Binatang Ternakan/Livestock

² Tidak Termasuk Ikan Hiasan/Excluding Ornamental Fish

**JADUAL 20 : PERDAGANGAN LUAR NEGERI BAGI AGROMAKANAN DAN HASIL
PERTANIAN TERPILIH MENGIKUT NEGARA - SINGAPORE**
TABLE 20 : EXTERNAL TRADE FOR AGROFOOD AND SELECTED
AGRICULTURAL PRODUCTS BY COUNTRIES - SINGAPORE

KATEGORI CATEGORY	2020			RM JUTA/MILLION 2021		
	EXPORT/ EXPORTS	IMPORT IMPORTS	IMBANGAN DAGANGAN/ BALANCE OF TRADE	EXPORT/ EXPORTS	IMPORT IMPORTS	IMBANGAN DAGANGAN/ BALANCE OF TRADE
JUMLAH AGROMAKANAN TOTAL OF AGROFOOD	6,846.8	2,007.6	4,839.2	7,716.3	2,410.7	5,305.5
TERNAKAN LIVESTOCK	1,600.9	104.4	1,496.5	1,719.1	107.9	1,611.3
BINATANG HIDUP ¹ LIVE ANIMALS ¹	843.2	0.1	843.1	914.5	0.0	914.4
DAGING DAN SEDIAAN DAGING MEAT AND MEAT PREPARATIONS	156.2	45.6	110.6	164.3	28.6	135.7
HASIL TENUSU DAIRY PRODUCTS	178.9	58.7	120.1	206.9	79.2	127.6
TELUR UNGGAS POULTRY EGGS	422.7	-	422.7	433.5	-	433.5
PERIKANAN FISHERIES	566.1	35.5	530.7	697.3	59.7	637.6
IKAN, KRUSTASEA, MOLUSKA DAN SEDIAAN ² FISH, CRUSTACEANS, MOLLUSCS AND PREPARATIONS ²	566.1	35.5	530.7	697.3	59.7	637.6
TANAMAN FOOD CROPS	3,539.3	474.5	3,064.9	3,955.6	504.5	3,451.0
BIJIRIN DAN SEDIAAN BIJIRIN CEREALS AND CEREAL PREPARATIONS	653.1	159.4	493.7	747.5	165.7	581.9
SAYUR-SAYURAN VEGETABLES	726.8	10.0	716.8	764.5	9.3	755.2
BUAH-BUAHAN FRUITS	460.2	32.5	427.7	521.4	28.5	493.0
GULA, SEDIAAN GULA DAN MADU SUGARS, SUGAR PREPARATIONS AND HONEY	137.4	9.3	128.0	142.6	20.4	122.2
KOPI, KOKO, TEH, REMPAH DAN KELUARAN COFFEE, COCOA, TEA, SPICES AND MANUFACTURES	1,561.8	263.2	1,298.6	1,779.5	280.7	1,498.8
LAIN-LAIN OTHERS	1,140.3	1,393.3	(252.9)	1,344.2	1,738.6	(394.4)
BAHAN MAKANAN UNTUK TERNAKAN FEEDING STUFF FOR ANIMALS	236.7	109.1	127.5	362.2	130.0	232.2
KELUARAN DAN SEDIAAN MAKANAN LAIN MISCELLANEOUS EDIBLE PRODUCTS AND PREPARATIONS	903.7	1,284.1	(380.5)	982.0	1,608.6	(626.5)
JUMLAH KEPERLUAN PERTANIAN TOTAL OF AGRICULTURAL INPUTS	146.8	52.8	94.0	99.4	80.5	18.9
BAJA FERTILIZERS	63.7	16.6	47.1	15.5	36.8	(21.3)
UBAT-UBATAN VETERINAR VETERINARY MEDICAMENTS	2.9	0.8	2.1	3.5	0.3	3.3

**JADUAL 20 : PERDAGANGAN LUAR NEGERI BAGI AGROMAKANAN DAN HASIL
PERTANIAN TERPILIH MENGIKUT NEGARA - SINGAPORE**
TABLE 20 : EXTERNAL TRADE FOR AGROFOOD AND SELECTED
AGRICULTURAL PRODUCTS BY COUNTRIES - SINGAPORE

KATEGORI CATEGORY	2020			RM JUTA/MILLION 2021		
	EXPORT/ EXPORTS	IMPORT IMPORTS	IMBANGAN DAGANGAN/ BALANCE OF TRADE	EXPORT/ EXPORTS	IMPORT IMPORTS	IMBANGAN DAGANGAN/ BALANCE OF TRADE
UBAT PEMBUNUH KUMAN, UBAT SERANGGA DSB. DISINFECTANTS, INSECTICIDES, FUNGICIDES, WEED KILLERS AND ANTI-SPROUTING PRODUCTS, ETC.	62.9	23.2	39.7	52.3	30.2	22.1
JENTERA PERTANIAN (TERMASUK TRAKTOR) DAN ALAT GANTI AGRICULTURAL MACHINERY (INCLUDING TRACTORS) AND PARTS	17.3	12.2	5.1	28.1	13.3	14.8
JUMLAH KELUARAN PERTANIAN LAIN TOTAL OF OTHER AGRICULTURAL PRODUCTS	4,885.0	852.2	4,032.8	5,503.4	1,148.5	4,354.9
BINATANG HIDUP (BUKAN BINATANG TERNAKAN) LIVE ANIMALS (NON LIVESTOCK)	2.4	0.1	2.2	2.8	0.0	2.8
IKAN HIASAN ORNAMENTAL FISH	10.2	3.2	7.1	12.6	4.3	8.2
RUMPAI LAUT SEAWEED	0.3	7.7	(7.5)	0.1	5.5	(5.4)
LAIN-LAIN PRODUK IKAN OTHER FISH PRODUCTS	0.6	-	0.6	0.6	0.1	0.5
MINUMAN DAN TEMBAKAU BEVERAGES AND TOBACCO	1,349.9	227.3	1,122.5	1,277.3	229.2	1,048.1
MINYAK KELAPA SAWIT PALM OIL	807.0	44.1	762.8	961.7	62.6	899.1
MINYAK ISIRUNG KELAPA SAWIT PALM KERNEL OIL	480.2	10.2	469.9	611.2	124.5	486.7
BUNGA-BUNGAAN FLORICULTURE	51.9	0.1	51.7	59.5	0.0	59.5
BAHAN TANAMAN UNTUK PEMBIAKAN SEEDS AND BUDS FOR SOWING	47.2	0.0	47.2	59.1	0.0	59.1
LEMAK HAIWAN DAN SAYURAN/LAIN-LAIN BIJI-BIJI MINYAK ANIMAL AND VEGETABLE FATS/OTHER OIL SEEDS	578.0	90.9	487.1	690.2	145.0	545.1
GETAH ASLI DAN SUSU GETAH NATURAL RUBBER AND NATURAL GUMS IN PRIMARY FORMS	0.5	1.8	(1.4)	0.5	1.3	(0.8)
KULIT DAN BULU BINATANG HIDES AND SKIN	5.5	1.2	4.4	7.1	0.3	6.8
GENTIAN ASLI NATURAL FIBRES	5.4	0.2	5.2	12.1	0.1	12.0
HASIL PERHUTANAN FORESTRY PRODUCTS	1,546.2	465.3	1,080.8	1,808.6	575.5	1,233.1
JUMLAH TOTAL	11,878.6	2,912.6	8,965.9	13,319.0	3,639.7	9,679.4

Nota/Notes:

¹ Binatang Ternakan/Livestock

² Tidak Termasuk Ikan Hiasan/Excluding Ornamental Fish

**JADUAL 20 : PERDAGANGAN LUAR NEGERI BAGI AGROMAKANAN DAN HASIL
PERTANIAN TERPILIH MENGIKUT NEGARA - SINGAPORE**
TABLE 20 : EXTERNAL TRADE FOR AGROFOOD AND SELECTED
AGRICULTURAL PRODUCTS BY COUNTRIES - SINGAPORE

KATEGORI CATEGORY	RM JUTA/MILLION					
	2022			2023 (JAN-NOV/JAN-NOV)		
	EXPORT/ EXPORTS	IMPORT IMPORTS	IMBANGAN DAGANGAN/ BALANCE OF TRADE	EXPORT/ EXPORTS	IMPORT IMPORTS	IMBANGAN DAGANGAN/ BALANCE OF TRADE
JUMLAH AGROMAKANAN TOTAL OF AGROFOOD	8,514.7	2,922.6	5,592.0	8,378.6	2,826.1	5,552.6
TERNAKAN LIVESTOCK	1,910.3	101.4	1,808.9	2,029.4	80.2	1,949.2
BINATANG HIDUP ¹ LIVE ANIMALS ¹	853.1	-	853.1	964.4	-	964.4
DAGING DAN SEDIAAN DAGING MEAT AND MEAT PREPARATIONS	227.1	24.1	203.1	182.8	25.6	157.2
HASIL TENUSU DAIRY PRODUCTS	208.7	77.3	131.3	272.7	54.6	218.2
TELUR UNGGAS POULTRY EGGS	621.4	-	621.4	609.4	0.0	609.4
PERIKANAN FISHERIES	731.8	94.4	637.4	676.6	100.8	575.9
IKAN, KRUSTASEA, MOLUSKA DAN SEDIAAN ² FISH, CRUSTACEANS, MOLLUSCS AND PREPARATIONS ²	731.8	94.4	637.4	676.6	100.8	575.9
TANAMAN FOOD CROPS	4,263.8	600.5	3,663.2	4,265.1	785.0	3,480.1
BIJIRIN DAN SEDIAAN BIJIRIN CEREALS AND CEREAL PREPARATIONS	884.3	208.4	676.0	898.8	211.0	687.8
SAYUR-SAYURAN VEGETABLES	813.8	15.3	798.4	836.0	15.5	820.5
BUAH-BUAHAN FRUITS	556.1	32.2	523.9	546.7	42.0	504.7
GULA, SEDIAAN GULA DAN MADU SUGARS, SUGAR PREPARATIONS AND HONEY	198.6	22.9	175.6	215.3	29.7	185.6
KOPI, KOKO, TEH, REMPAH DAN KELUARAN COFFEE, COCOA, TEA, SPICES AND MANUFACTURES	1,811.0	321.7	1,489.3	1,768.4	486.7	1,281.6
LAIN-LAIN OTHERS	1,608.8	2,126.3	(517.6)	1,407.5	1,860.1	(452.6)
BAHAN MAKANAN UNTUK TERNAKAN FEEDING STUFF FOR ANIMALS	466.6	119.7	346.9	329.1	126.5	202.6
KELUARAN DAN SEDIAAN MAKANAN LAIN MISCELLANEOUS EDIBLE PRODUCTS AND PREPARATIONS	1,142.1	2,006.6	(864.5)	1,078.4	1,733.6	(655.2)
JUMLAH KEPERLUAN PERTANIAN TOTAL OF AGRICULTURAL INPUTS	219.7	139.6	80.1	84.2	190.1	(105.9)
BAJA FERTILIZERS	125.1	56.5	68.6	14.9	57.2	(42.3)
UBAT-UBATAN VETERINAR VETERINARY MEDICAMENTS	5.8	8.9	(3.1)	5.5	38.2	(32.6)

**JADUAL 20 : PERDAGANGAN LUAR NEGERI BAGI AGROMAKANAN DAN HASIL
PERTANIAN TERPILIH MENGIKUT NEGARA - SINGAPORE**
TABLE 20 : EXTERNAL TRADE FOR AGROFOOD AND SELECTED
AGRICULTURAL PRODUCTS BY COUNTRIES - SINGAPORE

KATEGORI CATEGORY	2022			2023 (JAN-NOV/JAN-NOV)		
	EXPORT/ EXPORTS	IMPORT IMPORTS	IMBANGAN DAGANGAN/ BALANCE OF TRADE	EXPORT/ EXPORTS	IMPORT IMPORTS	IMBANGAN DAGANGAN/ BALANCE OF TRADE
UBAT PEMBUNUH KUMAN, UBAT SERANGGA DSB. DISINFECTANTS, INSECTICIDES, FUNGICIDES, WEED KILLERS AND ANTI-SPROUTING PRODUCTS, ETC.	70.5	60.0	10.5	42.3	63.7	(21.4)
JENTERA PERTANIAN (TERMASUK TRAKTOR) DAN ALAT GANTI AGRICULTURAL MACHINERY (INCLUDING TRACTORS) AND PARTS	18.4	14.2	4.2	21.4	31.0	(9.6)
JUMLAH KELUARAN PERTANIAN LAIN TOTAL OF OTHER AGRICULTURAL PRODUCTS	6,748.7	1,318.3	5,430.4	7,022.8	1,103.2	5,919.6
BINATANG HIDUP (BUKAN BINATANG TERNAKAN) LIVE ANIMALS (NON LIVESTOCK)	2.6	-	2.6	3.4	0.0	3.4
IKAN HIASAN ORNAMENTAL FISH	13.3	2.7	10.6	12.3	2.4	9.9
RUMPAI LAUT SEAWEED	0.2	6.4	(6.2)	0.2	7.3	(7.0)
LAIN-LAIN PRODUK IKAN OTHER FISH PRODUCTS	50.7	0.0	50.7	106.8	1.6	105.2
MINUMAN DAN TEMBAKAU BEVERAGES AND TOBACCO	1,393.0	385.5	1,007.5	1,386.2	353.7	1,032.5
MINYAK KELAPA SAWIT PALM OIL	1,224.9	57.5	1,167.4	719.1	50.0	669.1
MINYAK ISIRUNG KELAPA SAWIT PALM KERNEL OIL	301.8	48.8	253.0	215.2	6.4	208.9
BUNGA-BUNGAAN FLORICULTURE	61.0	0.1	60.9	74.1	0.0	74.1
BAHAN TANAMAN UNTUK PEMBIAKAN SEEDS AND BUDS FOR SOWING	72.8	0.0	72.8	100.0	0.1	99.9
LEMAK HAIWAN DAN SAYURAN/LAIN-LAIN BIJI-BIJI MINYAK ANIMAL AND VEGETABLE FATS/OTHER OIL SEEDS	1,490.4	267.0	1,223.4	2,458.2	211.1	2,247.1
GETAH ASLI DAN SUSU GETAH NATURAL RUBBER AND NATURAL GUMS IN PRIMARY FORMS	0.4	0.1	0.3	0.5	1.7	(1.2)
KULIT DAN BULU BINATANG HIDES AND SKIN	9.7	0.8	8.9	7.3	2.1	5.2
GENTIAN ASLI NATURAL FIBRES	11.2	0.1	11.1	8.3	0.9	7.4
HASIL PERHUTANAN FORESTRY PRODUCTS	2,116.7	549.2	1,567.5	1,931.0	465.9	1,465.1
JUMLAH TOTAL	15,483.0	4,380.6	11,102.5	15,485.6	4,119.4	11,366.2

Nota/Notes :

¹ Binatang Ternakan/Livestock

² Tidak Termasuk Ikan Hiasan/Excluding Ornamental Fish

**JADUAL 21 : PERDAGANGAN LUAR NEGERI BAGI AGROMAKANAN DAN HASIL
PERTANIAN TERPILIH MENGIKUT NEGARA - INDONESIA**
TABLE 21 : EXTERNAL TRADE FOR AGROFOOD AND SELECTED
AGRICULTURAL PRODUCTS BY COUNTRIES - INDONESIA

KATEGORI CATEGORY	2020			RM JUTA/MILLION 2021		
	EXPORT/ EXPORTS	IMPORT IMPORTS	IMBANGAN DAGANGAN/ BALANCE OF TRADE	EXPORT/ EXPORTS	IMPORT IMPORTS	IMBANGAN DAGANGAN/ BALANCE OF TRADE
JUMLAH AGROMAKANAN TOTAL OF AGROFOOD	1,625.7	3,657.3	(2,031.5)	1,993.2	3,721.3	(1,728.1)
TERNAKAN LIVESTOCK	104.6	53.4	51.2	99.0	68.4	30.6
BINATANG HIDUP ¹ LIVE ANIMALS ¹	-	1.9	(1.9)	-	5.9	(5.9)
DAGING DAN SEDIAAN DAGING MEAT AND MEAT PREPARATIONS	13.5	1.6	11.9	8.5	2.4	6.1
HASIL TENUSU DAIRY PRODUCTS	86.4	49.9	36.5	85.0	60.1	24.8
TELUR UNGGAS POULTRY EGGS	4.8	-	4.8	5.5	-	5.5
PERIKANAN FISHERIES	101.6	739.9	(638.3)	91.0	676.9	(585.9)
IKAN, KRUSTASEA, MOLUSKA DAN SEDIAAN ² FISH, CRUSTACEANS, MOLLUSCS AND PREPARATIONS ²	101.6	739.9	(638.3)	91.0	676.9	(585.9)
TANAMAN FOOD CROPS	794.0	1,922.3	(1,128.3)	1,038.7	1,859.4	(820.7)
BIJIRIN DAN SEDIAAN BIJIRIN CEREALS AND CEREAL PREPARATIONS	247.0	259.4	(12.4)	438.0	286.8	151.2
SAYUR-SAYURAN VEGETABLES	35.8	57.8	(22.1)	23.5	70.7	(47.3)
BUAH-BUAHAN FRUITS	37.8	368.5	(330.7)	45.9	369.9	(324.0)
GULA, SEDIAAN GULA DAN MADU SUGARS, SUGAR PREPARATIONS AND HONEY	117.1	55.4	61.6	85.8	63.3	22.5
KOPI, KOKO, TEH, REMPAH DAN KELUARAN COFFEE, COCOA, TEA, SPICES AND MANUFACTURES	356.3	1,181.1	(824.8)	445.5	1,068.8	(623.2)
LAIN-LAIN OTHERS	625.5	941.6	(316.2)	764.5	1,116.6	(352.2)
BAHAN MAKANAN UNTUK TERNAKAN FEEDING STUFF FOR ANIMALS	38.7	5.2	33.4	46.3	24.6	21.6
KELUARAN DAN SEDIAAN MAKANAN LAIN MISCELLANEOUS EDIBLE PRODUCTS AND PREPARATIONS	586.8	936.4	(349.6)	718.2	1,092.0	(373.8)
JUMLAH KEPERLUAN PERTANIAN TOTAL OF AGRICULTURAL INPUTS	439.8	276.4	163.5	491.5	358.5	133.0
BAJA FERTILIZERS	134.8	126.2	8.6	144.2	184.2	(40.0)
UBAT-UBATAN VETERINAR VETERINARY MEDICAMENTS	0.2	2.7	(2.5)	0.2	2.6	(2.4)

**JADUAL 21 : PERDAGANGAN LUAR NEGERI BAGI AGROMAKANAN DAN HASIL
PERTANIAN TERPILIH MENGIKUT NEGARA - INDONESIA**
TABLE 21 : EXTERNAL TRADE FOR AGROFOOD AND SELECTED
AGRICULTURAL PRODUCTS BY COUNTRIES - INDONESIA

KATEGORI CATEGORY	2020			RM JUTA/MILLION 2021		
	EXPORT/ EXPORTS	IMPORT IMPORTS	IMBANGAN DAGANGAN/ BALANCE OF TRADE	EXPORT/ EXPORTS	IMPORT IMPORTS	IMBANGAN DAGANGAN/ BALANCE OF TRADE
UBAT PEMBUNUH KUMAN, UBAT SERANGGA DSB. DISINFECTANTS, INSECTICIDES, FUNGICIDES, WEED KILLERS AND ANTI-SPROUTING PRODUCTS, ETC.	185.8	137.1	48.7	204.2	146.0	58.2
JENTERA PERTANIAN (TERMASUK TRAKTOR) DAN ALAT GANTI AGRICULTURAL MACHINERY (INCLUDING TRACTORS) AND PARTS	119.1	10.4	108.6	142.9	25.7	117.2
JUMLAH KELUARAN PERTANIAN LAIN TOTAL OF OTHER AGRICULTURAL PRODUCTS	943.3	8,098.2	(7,155.0)	1,049.5	11,682.8	(10,633.2)
BINATANG HIDUP (BUKAN BINATANG TERNAKAN) LIVE ANIMALS (NON LIVESTOCK)	0.9	0.1	0.8	0.3	0.3	(0.0)
IKAN HIASAN ORNAMENTAL FISH	0.2	6.5	(6.3)	0.1	3.4	(3.3)
RUMPAI LAUT SEAWEED	0.2	12.0	(11.8)	0.1	7.5	(7.4)
LAIN-LAIN PRODUK IKAN OTHER FISH PRODUCTS	-	6.9	(6.9)	0.0	7.2	(7.1)
MINUMAN DAN TEMBAKAU BEVERAGES AND TOBACCO	161.5	529.6	(368.1)	247.9	354.9	(107.0)
MINYAK KELAPA SAWIT PALM OIL	19.5	2,431.5	(2,412.0)	2.3	4,496.1	(4,493.8)
MINYAK ISIRUNG KELAPA SAWIT PALM KERNEL OIL	30.6	1,037.9	(1,007.4)	27.2	1,146.4	(1,119.2)
BUNGA-BUNGAAN FLORICULTURE	0.1	3.7	(3.6)	0.0	4.6	(4.6)
BAHAN TANAMAN UNTUK PEMBIAKAN SEEDS AND BUDS FOR SOWING	2.0	33.0	(31.1)	1.3	34.4	(33.1)
LEMAK HAIWAN DAN SAYURAN/LAIN-LAIN BIJI-BIJI MINYAK ANIMAL AND VEGETABLE FATS/OTHER OIL SEEDS	294.4	1,262.4	(968.0)	386.1	2,582.0	(2,195.9)
GETAH ASLI DAN SUSU GETAH NATURAL RUBBER AND NATURAL GUMS IN PRIMARY FORMS	0.2	101.8	(101.6)	0.5	37.6	(37.2)
KULIT DAN BULU BINATANG HIDES AND SKIN	6.7	14.7	(8.0)	8.4	16.2	(7.8)
GENTIAN ASLI NATURAL FIBRES	29.7	22.9	6.7	21.5	51.8	(30.3)
HASIL PERHUTANAN FORESTRY PRODUCTS	397.3	2,635.1	(2,237.8)	353.9	2,940.4	(2,586.4)
JUMLAH TOTAL	3,008.8	12,031.9	(9,023.0)	3,534.3	15,762.6	(12,228.3)

Nota/Notes:

¹ Binatang Ternakan/Livestock

² Tidak Termasuk Ikan Hiasan/Excluding Ornamental Fish

**JADUAL 21 : PERDAGANGAN LUAR NEGERI BAGI AGROMAKANAN DAN HASIL
PERTANIAN TERPILIH MENGIKUT NEGARA - INDONESIA**
TABLE 21 : EXTERNAL TRADE FOR AGROFOOD AND SELECTED
AGRICULTURAL PRODUCTS BY COUNTRIES - INDONESIA

KATEGORI CATEGORY	RM JUTA/MILLION					
	2022			2023 (JAN-NOV/JAN-NOV)		
	EXPORT/ EXPORTS	IMPORT IMPORTS	IMBANGAN DAGANGAN/ BALANCE OF TRADE	EXPORT/ EXPORTS	IMPORT IMPORTS	IMBANGAN DAGANGAN/ BALANCE OF TRADE
JUMLAH AGROMAKANAN TOTAL OF AGROFOOD	2,597.9	4,345.3	(1,747.4)	2,442.2	4,032.8	(1,590.6)
TERNAKAN LIVESTOCK	96.6	77.0	19.6	106.6	14.3	92.3
BINATANG HIDUP ¹ LIVE ANIMALS ¹	-	1.2	(1.2)	0.0	-	0.0
DAGING DAN SEDIAAN DAGING MEAT AND MEAT PREPARATIONS	7.0	1.4	5.6	10.7	1.4	9.3
HASIL TENUSU DAIRY PRODUCTS	87.2	74.2	13.1	95.3	12.9	82.4
TELUR UNGGAS POULTRY EGGS	2.4	0.3	2.1	0.5	-	0.5
PERIKANAN FISHERIES	115.8	766.8	(651.0)	85.7	721.0	(635.2)
IKAN, KRUSTASEA, MOLUSKA DAN SEDIAAN ² FISH, CRUSTACEANS, MOLLUSCS AND PREPARATIONS ²	115.8	766.8	(651.0)	85.7	721.0	(635.2)
TANAMAN FOOD CROPS	1,414.3	2,171.4	(757.1)	1,457.9	1,904.4	(446.5)
BIJIRIN DAN SEDIAAN BIJIRIN CEREALS AND CEREAL PREPARATIONS	585.1	397.3	187.8	549.6	376.1	173.4
SAYUR-SAYURAN VEGETABLES	68.6	63.0	5.6	123.2	64.7	58.5
BUAH-BUAHAN FRUITS	50.4	392.5	(342.1)	101.1	318.7	(217.7)
GULA, SEDIAAN GULA DAN MADU SUGARS, SUGAR PREPARATIONS AND HONEY	129.2	118.9	10.3	121.6	127.8	(6.2)
KOPI, KOKO, TEH, REMPAH DAN KELUARAN COFFEE, COCOA, TEA, SPICES AND MANUFACTURES	581.1	1,199.7	(618.7)	562.4	1,017.0	(454.6)
LAIN-LAIN OTHERS	971.2	1,330.1	(358.9)	792.0	1,393.2	(601.2)
BAHAN MAKANAN UNTUK TERNAKAN FEEDING STUFF FOR ANIMALS	41.4	36.6	4.8	12.3	120.9	(108.6)
KELUARAN DAN SEDIAAN MAKANAN LAIN MISCELLANEOUS EDIBLE PRODUCTS AND PREPARATIONS	929.8	1,293.5	(363.7)	779.7	1,272.3	(492.6)
JUMLAH KEPERLUAN PERTANIAN TOTAL OF AGRICULTURAL INPUTS	460.0	391.2	68.9	365.7	160.7	205.0
BAJA FERTILIZERS	199.1	206.6	(7.5)	175.3	30.5	144.8
UBAT-UBATAN VETERINAR VETERINARY MEDICAMENTS	0.5	7.1	(6.6)	0.2	8.9	(8.7)

**JADUAL 21 : PERDAGANGAN LUAR NEGERI BAGI AGROMAKANAN DAN HASIL
PERTANIAN TERPILIH MENGIKUT NEGARA - INDONESIA**
TABLE 21 : EXTERNAL TRADE FOR AGROFOOD AND SELECTED
AGRICULTURAL PRODUCTS BY COUNTRIES - INDONESIA

KATEGORI CATEGORY	2022			2023 (JAN-NOV/JAN-NOV)		
	EXPORT/ EXPORTS	IMPORT IMPORTS	IMBANGAN DAGANGAN/ BALANCE OF TRADE	EXPORT/ EXPORTS	IMPORT IMPORTS	IMBANGAN DAGANGAN/ BALANCE OF TRADE
UBAT PEMBUNUH KUMAN, UBAT SERANGGA DSB. DISINFECTANTS, INSECTICIDES, FUNGICIDES, WEED KILLERS AND ANTI-SPROUTING PRODUCTS, ETC.	132.5	169.1	(36.6)	91.8	115.7	(23.9)
JENTERA PERTANIAN (TERMASUK TRAKTOR) DAN ALAT GANTI AGRICULTURAL MACHINERY (INCLUDING TRACTORS) AND PARTS	128.0	8.4	119.6	98.3	5.6	92.7
JUMLAH KELUARAN PERTANIAN LAIN TOTAL OF OTHER AGRICULTURAL PRODUCTS	1,454.8	13,711.1	(12,256.2)	1,240.7	9,110.7	(7,870.1)
BINATANG HIDUP (BUKAN BINATANG TERNAKAN) LIVE ANIMALS (NON LIVESTOCK)	0.1	0.2	(0.2)	0.0	0.0	(0.0)
IKAN HIASAN ORNAMENTAL FISH	0.1	3.7	(3.6)	0.0	4.1	(4.1)
RUMPAI LAUT SEAWEED	0.2	10.9	(10.7)	0.2	16.1	(15.9)
LAIN-LAIN PRODUK IKAN OTHER FISH PRODUCTS	0.0	3.7	(3.7)	-	2.5	(2.5)
MINUMAN DAN TEMBAKAU BEVERAGES AND TOBACCO	353.1	386.7	(33.6)	248.1	382.6	(134.6)
MINYAK KELAPA SAWIT PALM OIL	2.1	5,898.0	(5,895.9)	2.4	3,499.7	(3,497.4)
MINYAK ISIRUNG KELAPA SAWIT PALM KERNEL OIL	24.4	902.8	(878.4)	25.2	459.1	(433.9)
BUNGA-BUNGAAN FLORICULTURE	0.0	4.8	(4.8)	0.3	4.0	(3.8)
BAHAN TANAMAN UNTUK PEMBIAKAN SEEDS AND BUDS FOR SOWING	1.9	17.8	(15.9)	2.9	21.7	(18.8)
LEMAK HAIWAN DAN SAYURAN/LAIN-LAIN BIJI-BIJI MINYAK ANIMAL AND VEGETABLE FATS/OTHER OIL SEEDS	489.5	3,331.7	(2,842.2)	415.5	2,141.5	(1,726.0)
GETAH ASLI DAN SUSU GETAH NATURAL RUBBER AND NATURAL GUMS IN PRIMARY FORMS	0.4	8.1	(7.7)	1.4	0.1	1.4
KULIT DAN BULU BINATANG HIDES AND SKIN	10.4	16.2	(5.8)	14.8	10.1	4.7
GENTIAN ASLI NATURAL FIBRES	24.4	61.6	(37.3)	27.4	22.8	4.6
HASIL PERHUTANAN FORESTRY PRODUCTS	548.3	3,064.7	(2,516.4)	502.4	2,546.2	(2,043.8)
JUMLAH TOTAL	4,512.7	18,447.5	(13,934.8)	4,048.6	13,304.3	(9,255.7)

Nota/Notes :

¹ Binatang Ternakan/Livestock

² Tidak Termasuk Ikan Hiasan/Excluding Ornamental Fish

**JADUAL 22 : PERDAGANGAN LUAR NEGERI BAGI AGROMAKANAN DAN HASIL
PERTANIAN TERPILIH MENGIKUT NEGARA - BRUNEI DARUSSALAM**
TABLE 22 : EXTERNAL TRADE FOR AGROFOOD AND SELECTED
AGRICULTURAL PRODUCTS BY COUNTRIES - BRUNEI DARUSSALAM

KATEGORI CATEGORY	2020			RM JUTA/MILLION 2021		
	EXPORT/ EXPORTS	IMPORT IMPORTS	IMBANGAN DAGANGAN/ BALANCE OF TRADE	EXPORT/ EXPORTS	IMPORT IMPORTS	IMBANGAN DAGANGAN/ BALANCE OF TRADE
JUMLAH AGROMAKANAN TOTAL OF AGROFOOD	765.9	5.4	760.5	804.1	21.5	782.6
TERNAKAN LIVESTOCK	126.8	0.3	126.6	137.5	0.3	137.2
BINATANG HIDUP ¹ LIVE ANIMALS ¹	9.4	-	9.4	10.6	-	10.6
DAGING DAN SEDIAAN DAGING MEAT AND MEAT PREPARATIONS	30.5	0.1	30.3	25.6	0.3	25.3
HASIL TENUSU DAIRY PRODUCTS	69.1	0.1	69.0	83.3	-	83.3
TELUR UNGGAS POULTRY EGGS	17.8	-	17.8	18.0	-	18.0
PERIKANAN FISHERIES	59.0	2.5	56.5	43.3	1.9	41.3
IKAN, KRUSTASEA, MOLUSKA DAN SEDIAAN ² FISH, CRUSTACEANS, MOLLUSCS AND PREPARATIONS ²	59.0	2.5	56.5	43.3	1.9	41.3
TANAMAN FOOD CROPS	197.9	0.7	197.2	210.3	1.0	209.3
BIJIRIN DAN SEDIAAN BIJIRIN CEREALS AND CEREAL PREPARATIONS	98.6	0.1	98.4	108.3	0.1	108.2
SAYUR-SAYURAN VEGETABLES	14.0	0.0	13.9	11.5	0.2	11.2
BUAH-BUAHAN FRUITS	15.2	0.5	14.7	21.4	0.6	20.8
GULA, SEDIAAN GULA DAN MADU SUGARS, SUGAR PREPARATIONS AND HONEY	9.0	0.0	9.0	8.8	-	8.8
KOPI, KOKO, TEH, REMPAH DAN KELUARAN COFFEE, COCOA, TEA, SPICES AND MANUFACTURES	61.1	-	61.1	60.3	0.0	60.3
LAIN-LAIN OTHERS	382.2	2.0	380.2	413.1	18.3	394.8
BAHAN MAKANAN UNTUK TERNAKAN FEEDING STUFF FOR ANIMALS	90.1	1.8	88.3	104.8	17.9	86.8
KELUARAN DAN SEDIAAN MAKANAN LAIN MISCELLANEOUS EDIBLE PRODUCTS AND PREPARATIONS	292.1	0.2	291.9	308.3	0.4	307.9
JUMLAH KEPERLUAN PERTANIAN TOTAL OF AGRICULTURAL INPUTS	12.3	1.4	10.9	16.4	0.1	16.3
BAJA FERTILIZERS	5.2	-	5.2	4.7	-	4.7
UBAT-UBATAN VETERINAR VETERINARY MEDICAMENTS	0.3	-	0.3	0.3	-	0.3

**JADUAL 22 : PERDAGANGAN LUAR NEGERI BAGI AGROMAKANAN DAN HASIL
PERTANIAN TERPILIH MENGIKUT NEGARA - BRUNEI DARUSSALAM**
TABLE 22 : EXTERNAL TRADE FOR AGROFOOD AND SELECTED
AGRICULTURAL PRODUCTS BY COUNTRIES - BRUNEI DARUSSALAM

KATEGORI CATEGORY	2020			RM JUTA/MILLION 2021		
	EXPORT/ EXPORTS	IMPORT IMPORTS	IMBANGAN DAGANGAN/ BALANCE OF TRADE	EXPORT/ EXPORTS	IMPORT IMPORTS	IMBANGAN DAGANGAN/ BALANCE OF TRADE
UBAT PEMBUNUH KUMAN, UBAT SERANGGA DSB. DISINFECTANTS, INSECTICIDES, FUNGICIDES, WEED KILLERS AND ANTI-SPROUTING PRODUCTS, ETC.	3.0	1.2	1.8	4.6	0.0	4.6
JENTERA PERTANIAN (TERMASUK TRAKTOR) DAN ALAT GANTI AGRICULTURAL MACHINERY (INCLUDING TRACTORS) AND PARTS	3.8	0.2	3.6	6.8	0.1	6.7
JUMLAH KELUARAN PERTANIAN LAIN TOTAL OF OTHER AGRICULTURAL PRODUCTS	191.9	6.6	185.3	234.3	9.8	224.5
BINATANG HIDUP (BUKAN BINATANG TERNAKAN) LIVE ANIMALS (NON LIVESTOCK)	0.0	-	0.0	-	-	-
IKAN HIASAN ORNAMENTAL FISH	0.7	-	0.7	0.8	-	0.8
RUMPAI LAUT SEAWEED	0.0	-	0.0	0.0	-	0.0
LAIN-LAIN PRODUK IKAN OTHER FISH PRODUCTS	0.0	-	0.0	-	-	-
MINUMAN DAN TEMBAKAU BEVERAGES AND TOBACCO	74.6	0.1	74.6	92.1	0.0	92.1
MINYAK KELAPA SAWIT PALM OIL	30.8	0.4	30.5	35.7	-	35.7
MINYAK ISIRUNG KELAPA SAWIT PALM KERNEL OIL	0.3	0.0	0.2	0.3	-	0.3
BUNGA-BUNGAAN FLORICULTURE	0.6	-	0.6	0.4	-	0.4
BAHAN TANAMAN UNTUK PEMBIAKAN SEEDS AND BUDS FOR SOWING	0.7	-	0.7	1.4	-	1.4
LEMAK HAIWAN DAN SAYURAN/LAIN-LAIN BIJI-BIJI MINYAK ANIMAL AND VEGETABLE FATS/OTHER OIL SEEDS	6.6	0.8	5.8	9.4	1.5	7.9
GETAH ASLI DAN SUSU GETAH NATURAL RUBBER AND NATURAL GUMS IN PRIMARY FORMS	-	-	-	-	-	-
KULIT DAN BULU BINATANG HIDES AND SKIN	-	-	-	0.0	-	0.0
GENTIAN ASLI NATURAL FIBRES	0.3	-	0.3	0.7	-	0.7
HASIL PERHUTANAN FORESTRY PRODUCTS	77.4	5.4	72.0	93.6	8.3	85.3
JUMLAH TOTAL	970.2	13.5	956.7	1,054.8	31.4	1,023.3

Nota/Notes:

¹ Binatang Ternakan/Livestock

² Tidak Termasuk Ikan Hiasan/Excluding Ornamental Fish

**JADUAL 22 : PERDAGANGAN LUAR NEGERI BAGI AGROMAKANAN DAN HASIL
PERTANIAN TERPILIH MENGIKUT NEGARA - BRUNEI DARUSSALAM**
TABLE 22 : EXTERNAL TRADE FOR AGROFOOD AND SELECTED
AGRICULTURAL PRODUCTS BY COUNTRIES - BRUNEI DARUSSALAM

KATEGORI CATEGORY	RM JUTA/MILLION					
	2022			2023 (JAN-NOV/JAN-NOV)		
	EXPORT/ EXPORTS	IMPORT IMPORTS	IMBANGAN DAGANGAN/ BALANCE OF TRADE	EXPORT/ EXPORTS	IMPORT IMPORTS	IMBANGAN DAGANGAN/ BALANCE OF TRADE
JUMLAH AGROMAKANAN TOTAL OF AGROFOOD	775.4	5.8	769.6	664.0	2.8	661.2
TERNAKAN LIVESTOCK	148.0	-	148.0	119.2	1.2	118.0
BINATANG HIDUP ¹ LIVE ANIMALS ¹	11.1	-	11.1	7.3	-	7.3
DAGING DAN SEDIAAN DAGING MEAT AND MEAT PREPARATIONS	36.6	-	36.6	35.2	1.2	34.0
HASIL TENUSU DAIRY PRODUCTS	86.7	-	86.7	65.4	0.0	65.4
TELUR UNGGAS POULTRY EGGS	13.7	-	13.7	11.2	-	11.2
PERIKANAN FISHERIES	51.3	0.5	50.8	46.3	0.3	46.0
IKAN, KRUSTASEA, MOLUSKA DAN SEDIAAN ² FISH, CRUSTACEANS, MOLLUSCS AND PREPARATIONS ²	51.3	0.5	50.8	46.3	0.3	46.0
TANAMAN FOOD CROPS	218.5	0.3	218.3	192.7	0.3	192.5
BIJIRIN DAN SEDIAAN BIJIRIN CEREALS AND CEREAL PREPARATIONS	116.5	0.0	116.5	94.7	0.2	94.5
SAYUR-SAYURAN VEGETABLES	15.1	0.0	15.1	13.5	0.0	13.4
BUAH-BUAHAN FRUITS	22.5	0.2	22.2	18.9	0.1	18.9
GULA, SEDIAAN GULA DAN MADU SUGARS, SUGAR PREPARATIONS AND HONEY	10.8	0.0	10.8	11.7	-	11.7
KOPI, KOKO, TEH, REMPAH DAN KELUARAN COFFEE, COCOA, TEA, SPICES AND MANUFACTURES	53.6	0.0	53.6	54.0	-	54.0
LAIN-LAIN OTHERS	357.6	5.0	352.6	305.9	1.1	304.7
BAHAN MAKANAN UNTUK TERNAKAN FEEDING STUFF FOR ANIMALS	129.6	4.7	124.8	106.2	0.8	105.4
KELUARAN DAN SEDIAAN MAKANAN LAIN MISCELLANEOUS EDIBLE PRODUCTS AND PREPARATIONS	228.0	0.3	227.7	199.6	0.3	199.3
JUMLAH KEPERLUAN PERTANIAN TOTAL OF AGRICULTURAL INPUTS	14.8	0.6	14.2	11.5	35.4	(23.9)
BAJA FERTILIZERS	4.5	0.6	3.9	4.4	35.4	(31.0)
UBAT-UBATAN VETERINAR VETERINARY MEDICAMENTS	0.7	-	0.7	0.5	0.0	0.5

**JADUAL 22 : PERDAGANGAN LUAR NEGERI BAGI AGROMAKANAN DAN HASIL
PERTANIAN TERPILIH MENGIKUT NEGARA - BRUNEI DARUSSALAM**
TABLE 22 : EXTERNAL TRADE FOR AGROFOOD AND SELECTED
AGRICULTURAL PRODUCTS BY COUNTRIES - BRUNEI DARUSSALAM

KATEGORI CATEGORY	2022			2023 (JAN-NOV/JAN-NOV)		
	EXPORT/ EXPORTS	IMPORT IMPORTS	IMBANGAN DAGANGAN/ BALANCE OF TRADE	EXPORT/ EXPORTS	IMPORT IMPORTS	IMBANGAN DAGANGAN/ BALANCE OF TRADE
UBAT PEMBUNUH KUMAN, UBAT SERANGGA DSB. DISINFECTANTS, INSECTICIDES, FUNGICIDES, WEED KILLERS AND ANTI-SPROUTING PRODUCTS, ETC.	3.7	-	3.7	3.3	0.0	3.3
JENTERA PERTANIAN (TERMASUK TRAKTOR) DAN ALAT GANTI AGRICULTURAL MACHINERY (INCLUDING TRACTORS) AND PARTS	5.9	0.0	5.8	3.3	0.0	3.3
JUMLAH KELUARAN PERTANIAN LAIN TOTAL OF OTHER AGRICULTURAL PRODUCTS	248.0	13.0	235.1	237.8	7.7	230.1
BINATANG HIDUP (BUKAN BINATANG TERNAKAN) LIVE ANIMALS (NON LIVESTOCK)	0.3	-	0.3	0.0	0.0	(0.0)
IKAN HIASAN ORNAMENTAL FISH	0.5	-	0.5	0.4	-	0.4
RUMPAI LAUT SEAWEED	0.0	-	0.0	0.1	0.0	0.1
LAIN-LAIN PRODUK IKAN OTHER FISH PRODUCTS	-	-	-	0.0	-	0.0
MINUMAN DAN TEMBAKAU BEVERAGES AND TOBACCO	86.4	0.0	86.4	92.8	0.0	92.8
MINYAK KELAPA SAWIT PALM OIL	53.2	-	53.2	42.6	-	42.6
MINYAK ISIRUNG KELAPA SAWIT PALM KERNEL OIL	0.2	-	0.2	0.2	-	0.2
BUNGA-BUNGAAN FLORICULTURE	0.5	-	0.5	0.9	-	0.9
BAHAN TANAMAN UNTUK PEMBIAKAN SEEDS AND BUDS FOR SOWING	1.2	-	1.2	0.7	-	0.7
LEMAK HAIWAN DAN SAYURAN/LAIN-LAIN BIJI-BIJI MINYAK ANIMAL AND VEGETABLE FATS/OTHER OIL SEEDS	11.0	1.8	9.2	9.9	1.5	8.3
GETAH ASLI DAN SUSU GETAH NATURAL RUBBER AND NATURAL GUMS IN PRIMARY FORMS	-	-	-	-	-	-
KULIT DAN BULU BINATANG HIDES AND SKIN	-	-	-	0.0	-	0.0
GENTIAN ASLI NATURAL FIBRES	0.6	-	0.6	0.1	-	0.1
HASIL PERHUTANAN FORESTRY PRODUCTS	94.1	11.2	82.9	90.2	6.1	84.1
JUMLAH TOTAL	1,038.3	19.4	1,018.9	913.4	46.0	867.4

Nota/Notes :

¹ Binatang Ternakan/Livestock

² Tidak Termasuk Ikan Hiasan/Excluding Ornamental Fish

JADUAL 23 : PERDAGANGAN LUAR NEGERI BAGI AGROMAKANAN DAN HASIL PERTANIAN TERPILIH MENGIKUT NEGARA - PHILIPPINES
TABLE 23 : EXTERNAL TRADE FOR AGROFOOD AND SELECTED AGRICULTURAL PRODUCTS BY COUNTRIES - PHILIPPINES

KATEGORI CATEGORY	2020			2021		
	EXPORT/ EXPORTS	IMPORT IMPORTS	IMBANGAN DAGANGAN/ BALANCE OF TRADE	EXPORT/ EXPORTS	IMPORT IMPORTS	IMBANGAN DAGANGAN/ BALANCE OF TRADE
JUMLAH AGROMAKANAN TOTAL OF AGROFOOD	1,176.7	440.4	736.2	1,440.9	492.9	948.0
TERNAKAN LIVESTOCK	45.8	2.4	43.4	51.0	4.8	46.2
BINATANG HIDUP ¹ LIVE ANIMALS ¹	-	-	-	-	-	-
DAGING DAN SEDIAAN DAGING MEAT AND MEAT PREPARATIONS	1.7	0.1	1.6	1.7	0.2	1.6
HASIL TENUSU DAIRY PRODUCTS	41.1	2.4	38.7	48.0	4.7	43.4
TELUR UNGGAS POULTRY EGGS	3.1	-	3.1	1.2	-	1.2
PERIKANAN FISHERIES	30.3	13.4	16.8	29.0	16.2	12.7
IKAN, KRUSTASEA, MOLUSKA DAN SEDIAAN ² FISH, CRUSTACEANS, MOLLUSCS AND PREPARATIONS ²	30.3	13.4	16.8	29.0	16.2	12.7
TANAMAN FOOD CROPS	373.7	164.2	209.4	483.1	179.1	304.1
BIJIRIN DAN SEDIAAN BIJIRIN CEREALS AND CEREAL PREPARATIONS	66.7	35.5	31.2	111.1	46.6	64.5
SAYUR-SAYURAN VEGETABLES	0.7	0.6	0.1	0.4	0.2	0.2
BUAH-BUAHAN FRUITS	1.1	73.1	(72.1)	1.0	69.7	(68.7)
GULA, SEDIAAN GULA DAN MADU SUGARS, SUGAR PREPARATIONS AND HONEY	54.8	14.2	40.6	59.8	14.1	45.8
KOPI, KOKO, TEH, REMPAH DAN KELUARAN COFFEE, COCOA, TEA, SPICES AND MANUFACTURES	250.4	40.8	209.6	310.7	48.5	262.2
LAIN-LAIN OTHERS	726.9	260.3	466.5	877.8	292.8	585.0
BAHAN MAKANAN UNTUK TERNAKAN FEEDING STUFF FOR ANIMALS	22.5	2.4	20.1	71.3	3.1	68.2
KELUARAN DAN SEDIAAN MAKANAN LAIN MISCELLANEOUS EDIBLE PRODUCTS AND PREPARATIONS	704.4	258.0	446.4	806.5	289.7	516.8
JUMLAH KEPERLUAN PERTANIAN TOTAL OF AGRICULTURAL INPUTS	514.0	8.4	505.5	700.8	4.2	696.6
BAJA FERTILIZERS	372.0	4.7	367.3	535.2	1.0	534.2
UBAT-UBATAN VETERINAR VETERINARY MEDICAMENTS	0.7	-	0.7	1.3	-	1.3

**JADUAL 23 : PERDAGANGAN LUAR NEGERI BAGI AGROMAKANAN DAN HASIL
PERTANIAN TERPILIH MENGIKUT NEGARA - PHILIPPINES**
TABLE 23 : EXTERNAL TRADE FOR AGROFOOD AND SELECTED
AGRICULTURAL PRODUCTS BY COUNTRIES - PHILIPPINES

KATEGORI CATEGORY	2020			RM JUTA/MILLION 2021		
	EXPORT/ EXPORTS	IMPORT IMPORTS	IMBANGAN DAGANGAN/ BALANCE OF TRADE	EXPORT/ EXPORTS	IMPORT IMPORTS	IMBANGAN DAGANGAN/ BALANCE OF TRADE
UBAT PEMBUNUH KUMAN, UBAT SERANGGA DSB. DISINFECTANTS, INSECTICIDES, FUNGICIDES, WEED KILLERS AND ANTI-SPROUTING PRODUCTS, ETC.	76.4	2.2	74.3	81.8	1.6	80.2
JENTERA PERTANIAN (TERMASUK TRAKTOR) DAN ALAT GANTI AGRICULTURAL MACHINERY (INCLUDING TRACTORS) AND PARTS	64.8	1.6	63.2	82.5	1.6	81.0
JUMLAH KELUARAN PERTANIAN LAIN TOTAL OF OTHER AGRICULTURAL PRODUCTS	2,761.7	988.0	1,773.7	3,586.4	1,392.1	2,194.3
BINATANG HIDUP (BUKAN BINATANG TERNAKAN) LIVE ANIMALS (NON LIVESTOCK)	0.0	0.0	0.0	-	0.0	(0.0)
IKAN HIASAN ORNAMENTAL FISH	1.5	0.2	1.3	1.9	0.1	1.7
RUMPAI LAUT SEAWEED	0.1	1.7	(1.6)	0.1	1.5	(1.4)
LAIN-LAIN PRODUK IKAN OTHER FISH PRODUCTS	-	9.3	(9.3)	-	2.9	(2.9)
MINUMAN DAN TEMBAKAU BEVERAGES AND TOBACCO	49.8	141.8	(91.9)	51.1	130.7	(79.6)
MINYAK KELAPA SAWIT PALM OIL	1,918.4	29.4	1,889.0	2,449.8	65.8	2,383.9
MINYAK ISIRUNG KELAPA SAWIT PALM KERNEL OIL	45.9	5.0	40.9	146.1	18.6	127.5
BUNGA-BUNGAAN FLORICULTURE	0.3	-	0.3	0.1	-	0.1
BAHAN TANAMAN UNTUK PEMBIAKAN SEEDS AND BUDS FOR SOWING	1.0	3.0	(2.0)	0.9	1.1	(0.2)
LEMAK HAIWAN DAN SAYURAN/LAIN-LAIN BIJI-BIJI MINYAK ANIMAL AND VEGETABLE FATS/OTHER OIL SEEDS	325.6	351.0	(25.4)	375.6	509.6	(134.0)
GETAH ASLI DAN SUSU GETAH NATURAL RUBBER AND NATURAL GUMS IN PRIMARY FORMS	0.2	435.9	(435.7)	0.4	642.2	(641.7)
KULIT DAN BULU BINATANG HIDES AND SKIN	-	-	-	0.1	-	0.1
GENTIAN ASLI NATURAL FIBRES	2.0	0.3	1.7	3.2	2.3	0.9
HASIL PERHUTANAN FORESTRY PRODUCTS	416.8	10.3	406.5	557.0	17.3	539.8
JUMLAH TOTAL	4,452.3	1,436.8	3,015.5	5,728.1	1,889.3	3,838.9

Nota/Notes:

¹ Binatang Ternakan/Livestock

² Tidak Termasuk Ikan Hiasan/Excluding Ornamental Fish

**JADUAL 23 : PERDAGANGAN LUAR NEGERI BAGI AGROMAKANAN DAN HASIL
PERTANIAN TERPILIH MENGIKUT NEGARA - PHILIPPINES**
TABLE 23 : EXTERNAL TRADE FOR AGROFOOD AND SELECTED
AGRICULTURAL PRODUCTS BY COUNTRIES - PHILIPPINES

KATEGORI CATEGORY	RM JUTA/MILLION					
	2022			2023 (JAN-NOV/JAN-NOV)		
	EXPORT/ EXPORTS	IMPORT IMPORTS	IMBANGAN DAGANGAN/ BALANCE OF TRADE	EXPORT/ EXPORTS	IMPORT IMPORTS	IMBANGAN DAGANGAN/ BALANCE OF TRADE
JUMLAH AGROMAKANAN TOTAL OF AGROFOOD	1,956.9	457.7	1,499.2	1,890.3	409.4	1,480.9
TERNAKAN LIVESTOCK	46.2	0.1	46.1	53.4	0.0	53.4
BINATANG HIDUP ¹ LIVE ANIMALS ¹	-	-	-	-	-	-
DAGING DAN SEDIAAN DAGING MEAT AND MEAT PREPARATIONS	3.2	0.1	3.1	2.8	0.0	2.7
HASIL TENUSU DAIRY PRODUCTS	41.5	0.0	41.5	50.6	-	50.6
TELUR UNGGAS POULTRY EGGS	1.5	-	1.5	0.0	-	0.0
PERIKANAN FISHERIES	27.6	19.3	8.4	32.2	16.1	16.1
IKAN, KRUSTASEA, MOLUSKA DAN SEDIAAN ² FISH, CRUSTACEANS, MOLLUSCS AND PREPARATIONS ²	27.6	19.3	8.4	32.2	16.1	16.1
TANAMAN FOOD CROPS	739.9	171.5	568.5	812.0	159.7	652.3
BIJIRIN DAN SEDIAAN BIJIRIN CEREALS AND CEREAL PREPARATIONS	179.4	51.7	127.7	192.8	37.1	155.7
SAYUR-SAYURAN VEGETABLES	3.9	0.2	3.7	4.1	0.3	3.8
BUAH-BUAHAN FRUITS	1.1	60.0	(58.9)	3.8	57.0	(53.3)
GULA, SEDIAAN GULA DAN MADU SUGARS, SUGAR PREPARATIONS AND HONEY	110.0	26.0	84.0	213.1	28.2	184.9
KOPI, KOKO, TEH, REMPAH DAN KELUARAN COFFEE, COCOA, TEA, SPICES AND MANUFACTURES	445.5	33.5	412.0	398.3	37.1	361.1
LAIN-LAIN OTHERS	1,143.2	266.9	876.3	992.7	233.6	759.2
BAHAN MAKANAN UNTUK TERNAKAN FEEDING STUFF FOR ANIMALS	82.1	1.4	80.7	76.5	2.0	74.4
KELUARAN DAN SEDIAAN MAKANAN LAIN MISCELLANEOUS EDIBLE PRODUCTS AND PREPARATIONS	1,061.1	265.5	795.5	916.3	231.5	684.7
JUMLAH KEPERLUAN PERTANIAN TOTAL OF AGRICULTURAL INPUTS	740.1	4.4	735.7	535.0	5.7	529.3
BAJA FERTILIZERS	560.7	2.0	558.6	394.6	2.9	391.7
UBAT-UBATAN VETERINAR VETERINARY MEDICAMENTS	0.6	-	0.6	0.0	-	0.0

**JADUAL 23 : PERDAGANGAN LUAR NEGERI BAGI AGROMAKANAN DAN HASIL
PERTANIAN TERPILIH MENGIKUT NEGARA - PHILIPPINES**
TABLE 23 : EXTERNAL TRADE FOR AGROFOOD AND SELECTED
AGRICULTURAL PRODUCTS BY COUNTRIES - PHILIPPINES

KATEGORI CATEGORY	2022			2023 (JAN-NOV/JAN-NOV)		
	EXPORT/ EXPORTS	IMPORT IMPORTS	IMBANGAN DAGANGAN/ BALANCE OF TRADE	EXPORT/ EXPORTS	IMPORT IMPORTS	IMBANGAN DAGANGAN/ BALANCE OF TRADE
UBAT PEMBUNUH KUMAN, UBAT SERANGGA DSB. DISINFECTANTS, INSECTICIDES, FUNGICIDES, WEED KILLERS AND ANTI-SPROUTING PRODUCTS, ETC.	88.9	1.4	87.5	76.0	1.1	74.9
JENTERA PERTANIAN (TERMASUK TRAKTOR) DAN ALAT GANTI AGRICULTURAL MACHINERY (INCLUDING TRACTORS) AND PARTS	89.9	1.0	88.9	64.3	1.7	62.6
JUMLAH KELUARAN PERTANIAN LAIN TOTAL OF OTHER AGRICULTURAL PRODUCTS	5,036.1	1,634.6	3,401.5	2,527.9	776.9	1,751.0
BINATANG HIDUP (BUKAN BINATANG TERNAKAN) LIVE ANIMALS (NON LIVESTOCK)	0.1	0.0	0.0	0.0	0.0	(0.0)
IKAN HIASAN ORNAMENTAL FISH	1.5	0.1	1.3	1.2	0.1	1.1
RUMPAI LAUT SEAWEED	0.3	2.8	(2.5)	0.4	2.5	(2.1)
LAIN-LAIN PRODUK IKAN OTHER FISH PRODUCTS	0.1	-	0.1	-	0.0	(0.0)
MINUMAN DAN TEMBAKAU BEVERAGES AND TOBACCO	54.9	147.5	(92.6)	46.4	204.5	(158.0)
MINYAK KELAPA SAWIT PALM OIL	3,580.6	24.8	3,555.8	1,598.7	-	1,598.7
MINYAK ISIRUNG KELAPA SAWIT PALM KERNEL OIL	244.1	26.8	217.2	100.7	1.0	99.7
BUNGA-BUNGAAN FLORICULTURE	0.0	-	0.0	0.2	-	0.2
BAHAN TANAMAN UNTUK PEMBIAKAN SEEDS AND BUDS FOR SOWING	0.8	7.1	(6.4)	1.2	0.2	1.0
LEMAK HAIWAN DAN SAYURAN/LAIN-LAIN BIJI-BIJI MINYAK ANIMAL AND VEGETABLE FATS/OTHER OIL SEEDS	634.9	780.0	(145.1)	328.0	225.3	102.7
GETAH ASLI DAN SUSU GETAH NATURAL RUBBER AND NATURAL GUMS IN PRIMARY FORMS	0.8	622.9	(622.1)	0.3	322.1	(321.8)
KULIT DAN BULU BINATANG HIDES AND SKIN	0.5	1.2	(0.7)	-	3.3	(3.3)
GENTIAN ASLI NATURAL FIBRES	2.5	0.4	2.2	2.2	0.4	1.8
HASIL PERHUTANAN FORESTRY PRODUCTS	515.2	21.0	494.2	448.5	17.4	431.1
JUMLAH TOTAL	7,733.1	2,096.7	5,636.4	4,953.2	1,192.0	3,761.2

Nota/Notes :

¹ Binatang Ternakan/Livestock

² Tidak Termasuk Ikan Hiasan/Excluding Ornamental Fish

JADUAL 24 : PERDAGANGAN LUAR NEGERI BAGI AGROMAKANAN DAN HASIL PERTANIAN TERPILIH MENGIKUT NEGARA - MYANMAR
TABLE 24 : EXTERNAL TRADE FOR AGROFOOD AND SELECTED AGRICULTURAL PRODUCTS BY COUNTRIES - MYANMAR

KATEGORI CATEGORY	2020			RM JUTA/MILLION 2021		
	EXPORT/ EXPORTS	IMPORT IMPORTS	IMBANGAN DAGANGAN/ BALANCE OF TRADE	EXPORT/ EXPORTS	IMPORT IMPORTS	IMBANGAN DAGANGAN/ BALANCE OF TRADE
JUMLAH AGROMAKANAN TOTAL OF AGROFOOD	302.1	475.5	(173.4)	303.8	328.4	(24.6)
TERNAKAN LIVESTOCK	14.4	0.1	14.3	12.8	-	12.8
BINATANG HIDUP ¹ LIVE ANIMALS ¹	4.9	-	4.9	4.1	-	4.1
DAGING DAN SEDIAAN DAGING MEAT AND MEAT PREPARATIONS	1.0	0.1	0.9	0.7	-	0.7
HASIL TENUSU DAIRY PRODUCTS	7.3	0.0	7.3	7.1	-	7.1
TELUR UNGGAS POULTRY EGGS	1.2	-	1.2	1.0	-	1.0
PERIKANAN FISHERIES	0.8	132.5	(131.7)	1.3	145.6	(144.3)
IKAN, KRUSTASEA, MOLUSKA DAN SEDIAAN ² FISH, CRUSTACEANS, MOLLUSCS AND PREPARATIONS ²	0.8	132.5	(131.7)	1.3	145.6	(144.3)
TANAMAN FOOD CROPS	127.1	336.8	(209.7)	141.0	179.0	(38.1)
BIJIRIN DAN SEDIAAN BIJIRIN CEREALS AND CEREAL PREPARATIONS	54.3	170.7	(116.4)	64.2	36.9	27.4
SAYUR-SAYURAN VEGETABLES	0.5	142.5	(142.0)	0.5	119.5	(119.0)
BUAH-BUAHAN FRUITS	0.5	20.2	(19.7)	0.2	18.0	(17.8)
GULA, SEDIAAN GULA DAN MADU SUGARS, SUGAR PREPARATIONS AND HONEY	10.7	0.6	10.1	7.6	0.5	7.1
KOPI, KOKO, TEH, REMPAH DAN KELUARAN COFFEE, COCOA, TEA, SPICES AND MANUFACTURES	61.1	2.8	58.4	68.4	4.2	64.2
LAIN-LAIN OTHERS	159.7	6.0	153.7	148.7	3.7	144.9
BAHAN MAKANAN UNTUK TERNAKAN FEEDING STUFF FOR ANIMALS	19.3	4.4	14.9	29.4	1.3	28.0
KELUARAN DAN SEDIAAN MAKANAN LAIN MISCELLANEOUS EDIBLE PRODUCTS AND PREPARATIONS	140.5	1.7	138.8	119.3	2.4	116.9
JUMLAH KEPERLUAN PERTANIAN TOTAL OF AGRICULTURAL INPUTS	228.2	0.1	228.2	222.4	1.1	221.3
BAJA FERTILIZERS	202.7	-	202.7	211.9	-	211.9
UBAT-UBATAN VETERINAR VETERINARY MEDICAMENTS	0.4	-	0.4	0.1	-	0.1

**JADUAL 24 : PERDAGANGAN LUAR NEGERI BAGI AGROMAKANAN DAN HASIL
PERTANIAN TERPILIH MENGIKUT NEGARA - MYANMAR**
TABLE 24 : EXTERNAL TRADE FOR AGROFOOD AND SELECTED
AGRICULTURAL PRODUCTS BY COUNTRIES - MYANMAR

KATEGORI CATEGORY	2020			RM JUTA/MILLION 2021		
	EXPORT/ EXPORTS	IMPORT IMPORTS	IMBANGAN DAGANGAN/ BALANCE OF TRADE	EXPORT/ EXPORTS	IMPORT IMPORTS	IMBANGAN DAGANGAN/ BALANCE OF TRADE
UBAT PEMBUNUH KUMAN, UBAT SERANGGA DSB. DISINFECTANTS, INSECTICIDES, FUNGICIDES, WEED KILLERS AND ANTI-SPROUTING PRODUCTS, ETC.	7.4	0.1	7.4	5.0	0.7	4.3
JENTERA PERTANIAN (TERMASUK TRAKTOR) DAN ALAT GANTI AGRICULTURAL MACHINERY (INCLUDING TRACTORS) AND PARTS	17.8	-	17.8	5.4	0.4	4.9
JUMLAH KELUARAN PERTANIAN LAIN TOTAL OF OTHER AGRICULTURAL PRODUCTS	192.2	167.1	25.1	149.6	519.8	(370.2)
BINATANG HIDUP (BUKAN BINATANG TERNAKAN) LIVE ANIMALS (NON LIVESTOCK)	-	-	-	-	-	-
IKAN HIASAN ORNAMENTAL FISH	0.0	0.0	(0.0)	0.0	0.0	(0.0)
RUMPAI LAUT SEAWEED	0.1	-	0.1	-	-	-
LAIN-LAIN PRODUK IKAN OTHER FISH PRODUCTS	-	-	-	-	-	-
MINUMAN DAN TEMBAKAU BEVERAGES AND TOBACCO	13.0	0.1	12.9	8.5	0.1	8.4
MINYAK KELAPA SAWIT PALM OIL	122.5	-	122.5	104.1	-	104.1
MINYAK ISIRUNG KELAPA SAWIT PALM KERNEL OIL	1.9	-	1.9	2.4	-	2.4
BUNGA-BUNGAAN FLORICULTURE	-	-	-	-	0.0	(0.0)
BAHAN TANAMAN UNTUK PEMBIAKAN SEEDS AND BUDS FOR SOWING	0.1	1.3	(1.2)	0.0	0.5	(0.5)
LEMAK HAIWAN DAN SAYURAN/LAIN-LAIN BIJI-BIJI MINYAK ANIMAL AND VEGETABLE FATS/OTHER OIL SEEDS	30.2	3.1	27.1	13.1	5.1	7.9
GETAH ASLI DAN SUSU GETAH NATURAL RUBBER AND NATURAL GUMS IN PRIMARY FORMS	0.1	153.4	(153.4)	-	507.8	(507.8)
KULIT DAN BULU BINATANG HIDES AND SKIN	0.1	0.0	0.0	-	-	-
GENTIAN ASLI NATURAL FIBRES	-	-	-	1.3	1.3	(0.0)
HASIL PERHUTANAN FORESTRY PRODUCTS	24.2	9.0	15.2	20.2	4.9	15.3
JUMLAH TOTAL	722.5	642.6	79.8	675.7	849.3	(173.6)

Nota/Notes:

¹ Binatang Ternakan/Livestock

² Tidak Termasuk Ikan Hiasan/Excluding Ornamental Fish

**JADUAL 24 : PERDAGANGAN LUAR NEGERI BAGI AGROMAKANAN DAN HASIL
PERTANIAN TERPILIH MENGIKUT NEGARA - MYANMAR**
TABLE 24 : EXTERNAL TRADE FOR AGROFOOD AND SELECTED
AGRICULTURAL PRODUCTS BY COUNTRIES - MYANMAR

KATEGORI CATEGORY	RM JUTA/MILLION					
	2022			2023 (JAN-NOV/JAN-NOV)		
	EXPORT/ EXPORTS	IMPORT IMPORTS	IMBANGAN DAGANGAN/ BALANCE OF TRADE	EXPORT/ EXPORTS	IMPORT IMPORTS	IMBANGAN DAGANGAN/ BALANCE OF TRADE
JUMLAH AGROMAKANAN TOTAL OF AGROFOOD	357.8	388.0	(30.2)	311.2	468.0	(156.8)
TERNAKAN LIVESTOCK	38.5	-	38.5	121.3	-	121.3
BINATANG HIDUP ¹ LIVE ANIMALS ¹	2.7	-	2.7	3.2	-	3.2
DAGING DAN SEDIAAN DAGING MEAT AND MEAT PREPARATIONS	0.6	-	0.6	0.2	-	0.2
HASIL TENUSU DAIRY PRODUCTS	34.0	-	34.0	118.0	-	118.0
TELUR UNGGAS POULTRY EGGS	1.3	-	1.3	-	-	-
PERIKANAN FISHERIES	1.4	163.7	(162.3)	0.1	118.6	(118.5)
IKAN, KRUSTASEA, MOLUSKA DAN SEDIAAN ² FISH, CRUSTACEANS, MOLLUSCS AND PREPARATIONS ²	1.4	163.7	(162.3)	0.1	118.6	(118.5)
TANAMAN FOOD CROPS	113.2	218.4	(105.2)	57.6	344.7	(287.1)
BIJIRIN DAN SEDIAAN BIJIRIN CEREALS AND CEREAL PREPARATIONS	49.4	7.2	42.2	32.1	104.0	(71.8)
SAYUR-SAYURAN VEGETABLES	1.1	181.6	(180.5)	1.6	214.5	(212.9)
BUAH-BUAHAN FRUITS	0.1	22.6	(22.5)	0.0	20.9	(20.9)
GULA, SEDIAAN GULA DAN MADU SUGARS, SUGAR PREPARATIONS AND HONEY	3.6	0.7	3.0	10.6	0.3	10.3
KOPI, KOKO, TEH, REMPAH DAN KELUARAN COFFEE, COCOA, TEA, SPICES AND MANUFACTURES	59.0	6.4	52.6	13.2	5.1	8.2
LAIN-LAIN OTHERS	204.7	5.9	198.8	132.1	4.7	127.4
BAHAN MAKANAN UNTUK TERNAKAN FEEDING STUFF FOR ANIMALS	40.5	2.7	37.8	21.1	1.1	20.1
KELUARAN DAN SEDIAAN MAKANAN LAIN MISCELLANEOUS EDIBLE PRODUCTS AND PREPARATIONS	164.2	3.2	161.0	111.0	3.6	107.4
JUMLAH KEPERLUAN PERTANIAN TOTAL OF AGRICULTURAL INPUTS	245.6	0.6	245.0	152.8	0.0	152.7
BAJA FERTILIZERS	230.6	0.1	230.5	143.4	0.0	143.4
UBAT-UBATAN VETERINAR VETERINARY MEDICAMENTS	0.2	-	0.2	0.0	-	0.0

**JADUAL 24 : PERDAGANGAN LUAR NEGERI BAGI AGROMAKANAN DAN HASIL
PERTANIAN TERPILIH MENGIKUT NEGARA - MYANMAR**
TABLE 24 : EXTERNAL TRADE FOR AGROFOOD AND SELECTED
AGRICULTURAL PRODUCTS BY COUNTRIES - MYANMAR

KATEGORI CATEGORY	2022			2023 (JAN-NOV/JAN-NOV)		
	EXPORT/ EXPORTS	IMPORT IMPORTS	IMBANGAN DAGANGAN/ BALANCE OF TRADE	EXPORT/ EXPORTS	IMPORT IMPORTS	IMBANGAN DAGANGAN/ BALANCE OF TRADE
UBAT PEMBUNUH KUMAN, UBAT SERANGGA DSB. DISINFECTANTS, INSECTICIDES, FUNGICIDES, WEED KILLERS AND ANTI-SPROUTING PRODUCTS, ETC.	9.7	0.5	9.2	6.4	-	6.4
JENTERA PERTANIAN (TERMASUK TRAKTOR) DAN ALAT GANTI AGRICULTURAL MACHINERY (INCLUDING TRACTORS) AND PARTS	5.1	-	5.1	3.0	0.0	2.9
JUMLAH KELUARAN PERTANIAN LAIN TOTAL OF OTHER AGRICULTURAL PRODUCTS	369.1	533.1	(164.0)	251.8	196.6	55.2
BINATANG HIDUP (BUKAN BINATANG TERNAKAN) LIVE ANIMALS (NON LIVESTOCK)	-	-	-	0.0	0.0	(0.0)
IKAN HIASAN ORNAMENTAL FISH	-	0.0	(0.0)	0.0	-	0.0
RUMPAI LAUT SEAWEED	-	-	-	-	-	-
LAIN-LAIN PRODUK IKAN OTHER FISH PRODUCTS	-	-	-	-	-	-
MINUMAN DAN TEMBAKAU BEVERAGES AND TOBACCO	11.4	0.4	11.0	3.1	0.4	2.6
MINYAK KELAPA SAWIT PALM OIL	301.6	-	301.6	192.9	-	192.9
MINYAK ISIRUNG KELAPA SAWIT PALM KERNEL OIL	2.6	-	2.6	1.0	-	1.0
BUNGA-BUNGAAN FLORICULTURE	-	-	-	-	-	-
BAHAN TANAMAN UNTUK PEMBIAKAN SEEDS AND BUDS FOR SOWING	0.4	-	0.4	0.1	-	0.1
LEMAK HAIWAN DAN SAYURAN/LAIN-LAIN BIJI-BIJI MINYAK ANIMAL AND VEGETABLE FATS/OTHER OIL SEEDS	19.1	13.0	6.1	23.0	2.5	20.5
GETAH ASLI DAN SUSU GETAH NATURAL RUBBER AND NATURAL GUMS IN PRIMARY FORMS	-	510.5	(510.5)	0.1	169.2	(169.1)
KULIT DAN BULU BINATANG HIDES AND SKIN	-	0.0	(0.0)	-	0.4	(0.4)
GENTIAN ASLI NATURAL FIBRES	1.5	-	1.5	-	-	-
HASIL PERHUTANAN FORESTRY PRODUCTS	32.6	9.3	23.3	31.7	24.2	7.5
JUMLAH TOTAL	972.5	921.7	50.8	715.8	664.7	51.1

Nota/Notes :

¹ Binatang Ternakan/Livestock

² Tidak Termasuk Ikan Hiasan/Excluding Ornamental Fish

**JADUAL 25 : PERDAGANGAN LUAR NEGERI BAGI AGROMAKANAN DAN HASIL
PERTANIAN TERPILIH MENGIKUT NEGARA - VIETNAM**
TABLE 25 : EXTERNAL TRADE FOR AGROFOOD AND SELECTED
AGRICULTURAL PRODUCTS BY COUNTRIES - VIETNAM

KATEGORI CATEGORY	2020			RM JUTA/MILLION 2021		
	EXPORT/ EXPORTS	IMPORT IMPORTS	IMBANGAN DAGANGAN/ BALANCE OF TRADE	EXPORT/ EXPORTS	IMPORT IMPORTS	IMBANGAN DAGANGAN/ BALANCE OF TRADE
JUMLAH AGROMAKANAN TOTAL OF AGROFOOD	1,257.3	2,547.1	(1,289.8)	1,701.0	2,222.6	(521.6)
TERNAKAN LIVESTOCK	28.7	3.3	25.5	33.7	0.6	33.1
BINATANG HIDUP ¹ LIVE ANIMALS ¹	5.4	-	5.4	10.0	-	10.0
DAGING DAN SEDIAAN DAGING MEAT AND MEAT PREPARATIONS	8.4	0.1	8.3	5.8	0.6	5.2
HASIL TENUSU DAIRY PRODUCTS	14.9	3.2	11.8	17.9	0.0	17.9
TELUR UNGGAS POULTRY EGGS	-	-	-	-	-	-
PERIKANAN FISHERIES	133.1	598.1	(465.0)	73.3	637.7	(564.4)
IKAN, KRUSTASEA, MOLUSKA DAN SEDIAAN ² FISH, CRUSTACEANS, MOLLUSCS AND PREPARATIONS ²	133.1	598.1	(465.0)	73.3	637.7	(564.4)
TANAMAN FOOD CROPS	563.6	1,679.6	(1,116.0)	941.4	1,322.5	(381.1)
BIJIRIN DAN SEDIAAN BIJIRIN CEREALS AND CEREAL PREPARATIONS	87.8	1,055.8	(968.0)	114.9	572.2	(457.4)
SAYUR-SAYURAN VEGETABLES	4.7	72.9	(68.2)	2.6	81.5	(78.9)
BUAH-BUAHAN FRUITS	12.1	102.2	(90.1)	6.0	134.3	(128.3)
GULA, SEDIAAN GULA DAN MADU SUGARS, SUGAR PREPARATIONS AND HONEY	234.0	42.2	191.8	520.1	35.5	484.6
KOPI, KOKO, TEH, REMPAH DAN KELUARAN COFFEE, COCOA, TEA, SPICES AND MANUFACTURES	225.0	406.4	(181.4)	297.8	499.0	(201.2)
LAIN-LAIN OTHERS	531.9	266.2	265.7	652.6	261.7	390.8
BAHAN MAKANAN UNTUK TERNAKAN FEEDING STUFF FOR ANIMALS	112.6	216.0	(103.3)	135.9	192.7	(56.9)
KELUARAN DAN SEDIAAN MAKANAN LAIN MISCELLANEOUS EDIBLE PRODUCTS AND PREPARATIONS	419.3	50.2	369.0	516.7	69.0	447.7
JUMLAH KEPERLUAN PERTANIAN TOTAL OF AGRICULTURAL INPUTS	176.8	87.1	89.8	257.2	154.3	102.9
BAJA FERTILIZERS	51.5	49.3	2.2	125.2	119.3	5.8
UBAT-UBATAN VETERINAR VETERINARY MEDICAMENTS	3.8	0.3	3.4	4.2	0.3	3.9

**JADUAL 25 : PERDAGANGAN LUAR NEGERI BAGI AGROMAKANAN DAN HASIL
PERTANIAN TERPILIH MENGIKUT NEGARA - VIETNAM**
TABLE 25 : EXTERNAL TRADE FOR AGROFOOD AND SELECTED
AGRICULTURAL PRODUCTS BY COUNTRIES - VIETNAM

KATEGORI CATEGORY	2020			RM JUTA/MILLION 2021		
	EXPORT/ EXPORTS	IMPORT IMPORTS	IMBANGAN DAGANGAN/ BALANCE OF TRADE	EXPORT/ EXPORTS	IMPORT IMPORTS	IMBANGAN DAGANGAN/ BALANCE OF TRADE
UBAT PEMBUNUH KUMAN, UBAT SERANGGA DSB. DISINFECTANTS, INSECTICIDES, FUNGICIDES, WEED KILLERS AND ANTI-SPROUTING PRODUCTS, ETC.	46.7	34.2	12.4	60.5	28.0	32.5
JENTERA PERTANIAN (TERMASUK TRAKTOR) DAN ALAT GANTI AGRICULTURAL MACHINERY (INCLUDING TRACTORS) AND PARTS	74.9	3.2	71.7	67.4	6.7	60.7
JUMLAH KELUARAN PERTANIAN LAIN TOTAL OF OTHER AGRICULTURAL PRODUCTS	1,859.8	1,053.9	805.9	2,466.8	1,518.4	948.4
BINATANG HIDUP (BUKAN BINATANG TERNAKAN) LIVE ANIMALS (NON LIVESTOCK)	-	0.2	(0.2)	0.0	0.3	(0.3)
IKAN HIASAN ORNAMENTAL FISH	1.7	0.1	1.6	6.3	0.3	5.9
RUMPAI LAUT SEAWEED	0.1	0.1	(0.1)	0.1	0.4	(0.3)
LAIN-LAIN PRODUK IKAN OTHER FISH PRODUCTS	0.5	2.4	(2.0)	0.2	1.2	(1.0)
MINUMAN DAN TEMBAKAU BEVERAGES AND TOBACCO	104.1	30.8	73.3	96.3	20.9	75.4
MINYAK KELAPA SAWIT PALM OIL	1,100.3	-	1,100.3	1,450.0	9.4	1,440.6
MINYAK ISIRUNG KELAPA SAWIT PALM KERNEL OIL	67.2	75.6	(8.3)	129.8	135.1	(5.3)
BUNGA-BUNGAAN FLORICULTURE	1.8	0.1	1.8	3.9	0.1	3.8
BAHAN TANAMAN UNTUK PEMBIAKAN SEEDS AND BUDS FOR SOWING	0.7	2.8	(2.1)	0.2	2.5	(2.3)
LEMAK HAIWAN DAN SAYURAN/LAIN-LAIN BIJI-BIJI MINYAK ANIMAL AND VEGETABLE FATS/OTHER OIL SEEDS	170.5	111.9	58.6	310.4	150.0	160.4
GETAH ASLI DAN SUSU GETAH NATURAL RUBBER AND NATURAL GUMS IN PRIMARY FORMS	19.6	81.2	(61.6)	14.5	66.9	(52.4)
KULIT DAN BULU BINATANG HIDES AND SKIN	1.4	10.5	(9.1)	0.7	8.6	(7.9)
GENTIAN ASLI NATURAL FIBRES	43.5	125.2	(81.7)	95.0	162.6	(67.6)
HASIL PERHUTANAN FORESTRY PRODUCTS	348.3	612.9	(264.6)	359.4	960.1	(600.8)
JUMLAH TOTAL	3,293.9	3,688.1	(394.2)	4,425.0	3,895.3	529.7

Nota/Notes:

¹ Binatang Ternakan/Livestock

² Tidak Termasuk Ikan Hiasan/Excluding Ornamental Fish

**JADUAL 25 : PERDAGANGAN LUAR NEGERI BAGI AGROMAKANAN DAN HASIL
PERTANIAN TERPILIH MENGIKUT NEGARA - VIETNAM**
TABLE 25 : EXTERNAL TRADE FOR AGROFOOD AND SELECTED
AGRICULTURAL PRODUCTS BY COUNTRIES - VIETNAM

KATEGORI CATEGORY	RM JUTA/MILLION					
	2022			2023 (JAN-NOV/JAN-NOV)		
	EXPORT/ EXPORTS	IMPORT IMPORTS	IMBANGAN DAGANGAN/ BALANCE OF TRADE	EXPORT/ EXPORTS	IMPORT IMPORTS	IMBANGAN DAGANGAN/ BALANCE OF TRADE
JUMLAH AGROMAKANAN TOTAL OF AGROFOOD	1,754.2	3,053.3	(1,299.0)	1,200.9	2,931.9	(1,731.0)
TERNAKAN LIVESTOCK	38.5	3.0	35.5	29.5	10.0	19.5
BINATANG HIDUP ¹ LIVE ANIMALS ¹	10.3	-	10.3	10.7	0.0	10.7
DAGING DAN SEDIAAN DAGING MEAT AND MEAT PREPARATIONS	7.2	3.0	4.2	8.6	10.0	(1.4)
HASIL TENUSU DAIRY PRODUCTS	21.0	-	21.0	10.2	0.0	10.2
TELUR UNGGAS POULTRY EGGS	-	-	-	-	0.0	(0.0)
PERIKANAN FISHERIES	94.5	849.0	(754.6)	148.8	695.9	(547.1)
IKAN, KRUSTASEA, MOLUSKA DAN SEDIAAN ² FISH, CRUSTACEANS, MOLLUSCS AND PREPARATIONS ²	94.5	849.0	(754.6)	148.8	695.9	(547.1)
TANAMAN FOOD CROPS	780.2	1,850.6	(1,070.4)	369.4	1,828.2	(1,458.8)
BIJIRIN DAN SEDIAAN BIJIRIN CEREALS AND CEREAL PREPARATIONS	171.9	956.4	(784.5)	122.3	1,026.4	(904.1)
SAYUR-SAYURAN VEGETABLES	3.3	71.6	(68.3)	3.2	64.9	(61.7)
BUAH-BUAHAN FRUITS	10.3	168.9	(158.6)	14.9	189.2	(174.3)
GULA, SEDIAAN GULA DAN MADU SUGARS, SUGAR PREPARATIONS AND HONEY	363.7	54.9	308.8	73.5	62.2	11.4
KOPI, KOKO, TEH, REMPAH DAN KELUARAN COFFEE, COCOA, TEA, SPICES AND MANUFACTURES	231.0	598.8	(367.8)	155.5	485.5	(330.0)
LAIN-LAIN OTHERS	841.0	350.6	490.5	653.1	397.8	255.4
BAHAN MAKANAN UNTUK TERNAKAN FEEDING STUFF FOR ANIMALS	109.7	262.5	(152.8)	78.8	336.3	(257.5)
KELUARAN DAN SEDIAAN MAKANAN LAIN MISCELLANEOUS EDIBLE PRODUCTS AND PREPARATIONS	731.4	88.1	643.3	574.3	61.4	512.9
JUMLAH KEPERLUAN PERTANIAN TOTAL OF AGRICULTURAL INPUTS	268.7	590.8	(322.1)	235.2	211.4	23.7
BAJA FERTILIZERS	87.2	537.0	(449.8)	121.9	182.9	(61.0)
UBAT-UBATAN VETERINAR VETERINARY MEDICAMENTS	2.9	0.3	2.6	2.3	-	2.3

**JADUAL 25 : PERDAGANGAN LUAR NEGERI BAGI AGROMAKANAN DAN HASIL
PERTANIAN TERPILIH MENGIKUT NEGARA - VIETNAM**
TABLE 25 : EXTERNAL TRADE FOR AGROFOOD AND SELECTED
AGRICULTURAL PRODUCTS BY COUNTRIES - VIETNAM

KATEGORI CATEGORY	2022			2023 (JAN-NOV/JAN-NOV)		
	EXPORT/ EXPORTS	IMPORT IMPORTS	IMBANGAN DAGANGAN/ BALANCE OF TRADE	EXPORT/ EXPORTS	IMPORT IMPORTS	IMBANGAN DAGANGAN/ BALANCE OF TRADE
UBAT PEMBUNUH KUMAN, UBAT SERANGGA DSB. DISINFECTANTS, INSECTICIDES, FUNGICIDES, WEED KILLERS AND ANTI-SPROUTING PRODUCTS, ETC.	78.0	42.4	35.6	69.3	22.7	46.6
JENTERA PERTANIAN (TERMASUK TRAKTOR) DAN ALAT GANTI AGRICULTURAL MACHINERY (INCLUDING TRACTORS) AND PARTS	100.6	11.0	89.6	41.6	5.8	35.8
JUMLAH KELUARAN PERTANIAN LAIN TOTAL OF OTHER AGRICULTURAL PRODUCTS	2,944.8	2,004.2	940.6	2,572.7	1,734.6	838.1
BINATANG HIDUP (BUKAN BINATANG TERNAKAN) LIVE ANIMALS (NON LIVESTOCK)	0.0	0.2	(0.2)	0.0	0.1	(0.1)
IKAN HIASAN ORNAMENTAL FISH	3.1	2.0	1.1	1.2	0.1	1.1
RUMPAI LAUT SEAWEED	0.1	0.7	(0.7)	0.0	0.1	(0.1)
LAIN-LAIN PRODUK IKAN OTHER FISH PRODUCTS	-	67.4	(67.4)	0.3	101.0	(100.8)
MINUMAN DAN TEMBAKAU BEVERAGES AND TOBACCO	39.9	24.0	15.9	63.1	14.7	48.4
MINYAK KELAPA SAWIT PALM OIL	1,644.9	2.0	1,642.9	1,601.2	-	1,601.2
MINYAK ISIRUNG KELAPA SAWIT PALM KERNEL OIL	246.0	119.4	126.6	101.2	-	101.2
BUNGA-BUNGAAN FLORICULTURE	7.4	0.0	7.4	5.7	0.0	5.7
BAHAN TANAMAN UNTUK PEMBIAKAN SEEDS AND BUDS FOR SOWING	0.2	1.6	(1.4)	0.2	1.6	(1.4)
LEMAK HAIWAN DAN SAYURAN/LAIN-LAIN BIJI-BIJI MINYAK ANIMAL AND VEGETABLE FATS/OTHER OIL SEEDS	276.5	469.6	(193.1)	194.7	371.9	(177.2)
GETAH ASLI DAN SUSU GETAH NATURAL RUBBER AND NATURAL GUMS IN PRIMARY FORMS	3.2	72.7	(69.4)	1.1	54.8	(53.7)
KULIT DAN BULU BINATANG HIDES AND SKIN	2.4	4.3	(1.9)	2.9	13.0	(10.1)
GENTIAN ASLI NATURAL FIBRES	101.4	99.9	1.5	133.9	85.9	48.0
HASIL PERHUTANAN FORESTRY PRODUCTS	619.5	1,140.4	(520.9)	467.2	1,091.3	(624.1)
JUMLAH TOTAL	4,967.8	5,648.3	(680.5)	4,008.8	4,877.9	(869.2)

Nota/Notes :

¹ Binatang Ternakan/Livestock

² Tidak Termasuk Ikan Hiasan/Excluding Ornamental Fish

**JADUAL 26 : PERDAGANGAN LUAR NEGERI BAGI AGROMAKANAN DAN HASIL
PERTANIAN TERPILIH MENGIKUT NEGARA - CAMBODIA**
TABLE 26 : EXTERNAL TRADE FOR AGROFOOD AND SELECTED
AGRICULTURAL PRODUCTS BY COUNTRIES - CAMBODIA

KATEGORI CATEGORY	2020			RM JUTA/MILLION 2021		
	EXPORT/ EXPORTS	IMPORT IMPORTS	IMBANGAN DAGANGAN/ BALANCE OF TRADE	EXPORT/ EXPORTS	IMPORT IMPORTS	IMBANGAN DAGANGAN/ BALANCE OF TRADE
JUMLAH AGROMAKANAN TOTAL OF AGROFOOD	76.7	137.6	(61.0)	84.2	129.2	(45.0)
TERNAKAN LIVESTOCK	8.4	-	8.4	6.9	-	6.9
BINATANG HIDUP ¹ LIVE ANIMALS ¹	0.1	-	0.1	-	-	-
DAGING DAN SEDIAAN DAGING MEAT AND MEAT PREPARATIONS	6.8	-	6.8	5.8	-	5.8
HASIL TENUSU DAIRY PRODUCTS	1.4	-	1.4	1.1	-	1.1
TELUR UNGGAS POULTRY EGGS	-	-	-	-	-	-
PERIKANAN FISHERIES	1.0	0.0	1.0	0.5	-	0.5
IKAN, KRUSTASEA, MOLUSKA DAN SEDIAAN ² FISH, CRUSTACEANS, MOLLUSCS AND PREPARATIONS ²	1.0	0.0	1.0	0.5	-	0.5
TANAMAN FOOD CROPS	44.8	137.5	(92.7)	57.7	129.1	(71.3)
BIJIRIN DAN SEDIAAN BIJIRIN CEREALS AND CEREAL PREPARATIONS	16.5	137.5	(121.0)	35.4	129.0	(93.5)
SAYUR-SAYURAN VEGETABLES	2.9	-	2.9	0.4	-	0.4
BUAH-BUAHAN FRUITS	0.7	0.0	0.7	1.6	-	1.6
GULA, SEDIAAN GULA DAN MADU SUGARS, SUGAR PREPARATIONS AND HONEY	6.6	-	6.6	2.1	-	2.1
KOPI, KOKO, TEH, REMPAH DAN KELUARAN COFFEE, COCOA, TEA, SPICES AND MANUFACTURES	18.0	-	18.0	18.2	0.1	18.1
LAIN-LAIN OTHERS	22.4	0.1	22.3	19.0	0.1	18.9
BAHAN MAKANAN UNTUK TERNAKAN FEEDING STUFF FOR ANIMALS	-	-	-	-	-	-
KELUARAN DAN SEDIAAN MAKANAN LAIN MISCELLANEOUS EDIBLE PRODUCTS AND PREPARATIONS	22.4	0.1	22.3	19.0	0.1	18.9
JUMLAH KEPERLUAN PERTANIAN TOTAL OF AGRICULTURAL INPUTS	18.4	0.0	18.4	16.4	0.2	16.2
BAJA FERTILIZERS	6.3	-	6.3	5.1	-	5.1
UBAT-UBATAN VETERINAR VETERINARY MEDICAMENTS	0.0	-	0.0	0.1	-	0.1

**JADUAL 26 : PERDAGANGAN LUAR NEGERI BAGI AGROMAKANAN DAN HASIL
PERTANIAN TERPILIH MENGIKUT NEGARA - CAMBODIA**
TABLE 26 : EXTERNAL TRADE FOR AGROFOOD AND SELECTED
AGRICULTURAL PRODUCTS BY COUNTRIES - CAMBODIA

KATEGORI CATEGORY	2020			RM JUTA/MILLION 2021		
	EXPORT/ EXPORTS	IMPORT IMPORTS	IMBANGAN DAGANGAN/ BALANCE OF TRADE	EXPORT/ EXPORTS	IMPORT IMPORTS	IMBANGAN DAGANGAN/ BALANCE OF TRADE
UBAT PEMBUNUH KUMAN, UBAT SERANGGA DSB. DISINFECTANTS, INSECTICIDES, FUNGICIDES, WEED KILLERS AND ANTI-SPROUTING PRODUCTS, ETC.	1.5	-	1.5	2.4	-	2.4
JENTERA PERTANIAN (TERMASUK TRAKTOR) DAN ALAT GANTI AGRICULTURAL MACHINERY (INCLUDING TRACTORS) AND PARTS	10.5	0.0	10.5	8.8	0.2	8.6
JUMLAH KELUARAN PERTANIAN LAIN TOTAL OF OTHER AGRICULTURAL PRODUCTS	100.8	40.1	60.8	109.3	35.8	73.5
BINATANG HIDUP (BUKAN BINATANG TERNAKAN) LIVE ANIMALS (NON LIVESTOCK)	-	-	-	-	-	-
IKAN HIASAN ORNAMENTAL FISH	-	-	-	-	-	-
RUMPAI LAUT SEAWEED	-	-	-	-	-	-
LAIN-LAIN PRODUK IKAN OTHER FISH PRODUCTS	-	-	-	-	-	-
MINUMAN DAN TEMBAKAU BEVERAGES AND TOBACCO	51.6	0.3	51.4	47.4	0.0	47.4
MINYAK KELAPA SAWIT PALM OIL	7.1	5.9	1.3	8.5	0.6	7.9
MINYAK ISIRUNG KELAPA SAWIT PALM KERNEL OIL	0.1	4.2	(4.1)	-	4.0	(4.0)
BUNGA-BUNGAAN FLORICULTURE	-	-	-	-	-	-
BAHAN TANAMAN UNTUK PEMBIAKAN SEEDS AND BUDS FOR SOWING	-	7.9	(7.9)	0.0	10.0	(10.0)
LEMAK HAIWAN DAN SAYURAN/LAIN-LAIN BIJI-BIJI MINYAK ANIMAL AND VEGETABLE FATS/OTHER OIL SEEDS	11.9	7.7	4.2	16.0	11.7	4.3
GETAH ASLI DAN SUSU GETAH NATURAL RUBBER AND NATURAL GUMS IN PRIMARY FORMS	1.8	11.6	(9.8)	2.8	8.9	(6.1)
KULIT DAN BULU BINATANG HIDES AND SKIN	-	1.2	(1.2)	-	-	-
GENTIAN ASLI NATURAL FIBRES	14.3	0.3	14.1	11.8	0.2	11.6
HASIL PERHUTANAN FORESTRY PRODUCTS	13.9	0.9	12.9	22.8	0.4	22.5
JUMLAH TOTAL	195.9	177.7	18.1	209.9	165.2	44.7

Nota/Notes:

¹ Binatang Ternakan/Livestock

² Tidak Termasuk Ikan Hiasan/Excluding Ornamental Fish

**JADUAL 26 : PERDAGANGAN LUAR NEGERI BAGI AGROMAKANAN DAN HASIL
PERTANIAN TERPILIH MENGIKUT NEGARA - CAMBODIA**
TABLE 26 : EXTERNAL TRADE FOR AGROFOOD AND SELECTED
AGRICULTURAL PRODUCTS BY COUNTRIES - CAMBODIA

KATEGORI CATEGORY	RM JUTA/MILLION					
	2022			2023 (JAN-NOV/JAN-NOV)		
	EXPORT/ EXPORTS	IMPORT IMPORTS	IMBANGAN DAGANGAN/ BALANCE OF TRADE	EXPORT/ EXPORTS	IMPORT IMPORTS	IMBANGAN DAGANGAN/ BALANCE OF TRADE
JUMLAH AGROMAKANAN TOTAL OF AGROFOOD	124.4	151.8	(27.4)	97.6	157.2	(59.6)
TERNAKAN LIVESTOCK	10.1	-	10.1	10.8	-	10.8
BINATANG HIDUP ¹ LIVE ANIMALS ¹	-	-	-	-	-	-
DAGING DAN SEDIAAN DAGING MEAT AND MEAT PREPARATIONS	8.5	-	8.5	8.7	-	8.7
HASIL TENUSU DAIRY PRODUCTS	1.6	-	1.6	2.0	-	2.0
TELUR UNGGAS POULTRY EGGS	-	-	-	-	-	-
PERIKANAN FISHERIES	0.4	0.2	0.2	0.6	-	0.6
IKAN, KRUSTASEA, MOLUSKA DAN SEDIAAN ² FISH, CRUSTACEANS, MOLLUSCS AND PREPARATIONS ²	0.4	0.2	0.2	0.6	-	0.6
TANAMAN FOOD CROPS	87.6	151.6	(63.9)	63.7	157.0	(93.4)
BIJIRIN DAN SEDIAAN BIJIRIN CEREALS AND CEREAL PREPARATIONS	46.2	151.2	(105.0)	34.2	156.8	(122.6)
SAYUR-SAYURAN VEGETABLES	0.6	-	0.6	0.7	-	0.7
BUAH-BUAHAN FRUITS	3.9	-	3.9	6.6	0.2	6.4
GULA, SEDIAAN GULA DAN MADU SUGARS, SUGAR PREPARATIONS AND HONEY	8.2	-	8.2	2.0	-	2.0
KOPI, KOKO, TEH, REMPAH DAN KELUARAN COFFEE, COCOA, TEA, SPICES AND MANUFACTURES	28.8	0.4	28.4	20.1	0.1	20.1
LAIN-LAIN OTHERS	26.3	0.0	26.3	22.5	0.2	22.3
BAHAN MAKANAN UNTUK TERNAKAN FEEDING STUFF FOR ANIMALS	0.1	0.0	0.1	0.2	-	0.2
KELUARAN DAN SEDIAAN MAKANAN LAIN MISCELLANEOUS EDIBLE PRODUCTS AND PREPARATIONS	26.2	-	26.2	22.3	0.2	22.1
JUMLAH KEPERLUAN PERTANIAN TOTAL OF AGRICULTURAL INPUTS	12.2	-	12.2	18.1	-	18.1
BAJA FERTILIZERS	5.1	-	5.1	5.4	-	5.4
UBAT-UBATAN VETERINAR VETERINARY MEDICAMENTS	0.1	-	0.1	0.0	-	0.0

**JADUAL 26 : PERDAGANGAN LUAR NEGERI BAGI AGROMAKANAN DAN HASIL
PERTANIAN TERPILIH MENGIKUT NEGARA - CAMBODIA**
TABLE 26 : EXTERNAL TRADE FOR AGROFOOD AND SELECTED
AGRICULTURAL PRODUCTS BY COUNTRIES - CAMBODIA

KATEGORI CATEGORY	2022			2023 (JAN-NOV/JAN-NOV)		
	EXPORT/ EXPORTS	IMPORT IMPORTS	IMBANGAN DAGANGAN/ BALANCE OF TRADE	EXPORT/ EXPORTS	IMPORT IMPORTS	IMBANGAN DAGANGAN/ BALANCE OF TRADE
UBAT PEMBUNUH KUMAN, UBAT SERANGGA DSB. DISINFECTANTS, INSECTICIDES, FUNGICIDES, WEED KILLERS AND ANTI-SPROUTING PRODUCTS, ETC.	4.1	-	4.1	2.7	-	2.7
JENTERA PERTANIAN (TERMASUK TRAKTOR) DAN ALAT GANTI AGRICULTURAL MACHINERY (INCLUDING TRACTORS) AND PARTS	2.9	-	2.9	10.0	-	10.0
JUMLAH KELUARAN PERTANIAN LAIN TOTAL OF OTHER AGRICULTURAL PRODUCTS	120.5	44.0	76.5	78.8	26.5	52.3
BINATANG HIDUP (BUKAN BINATANG TERNAKAN) LIVE ANIMALS (NON LIVESTOCK)	0.0	-	0.0	0.0	0.0	(0.0)
IKAN HIASAN ORNAMENTAL FISH	-	-	-	0.0	-	0.0
RUMPAI LAUT SEAWEED	-	-	-	-	-	-
LAIN-LAIN PRODUK IKAN OTHER FISH PRODUCTS	-	-	-	-	-	-
MINUMAN DAN TEMBAKAU BEVERAGES AND TOBACCO	48.4	0.2	48.2	38.7	0.1	38.6
MINYAK KELAPA SAWIT PALM OIL	11.2	-	11.2	6.6	-	6.6
MINYAK ISIRUNG KELAPA SAWIT PALM KERNEL OIL	0.2	6.1	(5.8)	0.0	-	0.0
BUNGA-BUNGAAN FLORICULTURE	-	-	-	0.0	-	0.0
BAHAN TANAMAN UNTUK PEMBIAKAN SEEDS AND BUDS FOR SOWING	-	12.5	(12.5)	-	9.5	(9.5)
LEMAK HAIWAN DAN SAYURAN/LAIN-LAIN BIJI-BIJI MINYAK ANIMAL AND VEGETABLE FATS/OTHER OIL SEEDS	13.8	18.9	(5.0)	11.5	12.7	(1.2)
GETAH ASLI DAN SUSU GETAH NATURAL RUBBER AND NATURAL GUMS IN PRIMARY FORMS	2.6	6.0	(3.4)	1.8	3.8	(2.0)
KULIT DAN BULU BINATANG HIDES AND SKIN	0.0	-	0.0	-	-	-
GENTIAN ASLI NATURAL FIBRES	5.1	0.2	4.9	1.3	0.3	0.9
HASIL PERHUTANAN FORESTRY PRODUCTS	39.1	0.3	38.8	18.9	0.1	18.8
JUMLAH TOTAL	257.1	195.8	61.3	194.5	183.7	10.8

Nota/Notes :

¹ Binatang Ternakan/Livestock

² Tidak Termasuk Ikan Hiasan/Excluding Ornamental Fish

**JADUAL 27 : PERDAGANGAN LUAR NEGERI BAGI AGROMAKANAN DAN HASIL
PERTANIAN TERPILIH MENGIKUT NEGARA - LAO PDR**
TABLE 27 : EXTERNAL TRADE FOR AGROFOOD AND SELECTED
AGRICULTURAL PRODUCTS BY COUNTRIES - LAO PDR

KATEGORI CATEGORY	2020			RM JUTA/MILLION 2021		
	EXPORT/ EXPORTS	IMPORT IMPORTS	IMBANGAN DAGANGAN/ BALANCE OF TRADE	EXPORT/ EXPORTS	IMPORT IMPORTS	IMBANGAN DAGANGAN/ BALANCE OF TRADE
JUMLAH AGROMAKANAN TOTAL OF AGROFOOD	0.3	-	0.3	1.0	0.4	0.6
TERNAKAN LIVESTOCK	-	-	-	-	-	-
BINATANG HIDUP ¹ LIVE ANIMALS ¹	-	-	-	-	-	-
DAGING DAN SEDIAAN DAGING MEAT AND MEAT PREPARATIONS	-	-	-	-	-	-
HASIL TENUSU DAIRY PRODUCTS	-	-	-	-	-	-
TELUR UNGGAS POULTRY EGGS	-	-	-	-	-	-
PERIKANAN FISHERIES	-	-	-	-	-	-
IKAN, KRUSTASEA, MOLUSKA DAN SEDIAAN ² FISH, CRUSTACEANS, MOLLUSCS AND PREPARATIONS ²	-	-	-	-	-	-
TANAMAN FOOD CROPS	0.1	-	0.1	0.3	0.4	(0.1)
BIJIRIN DAN SEDIAAN BIJIRIN CEREALS AND CEREAL PREPARATIONS	0.1	-	0.1	0.3	-	0.3
SAYUR-SAYURAN VEGETABLES	-	-	-	-	-	-
BUAH-BUAHAN FRUITS	-	-	-	-	-	-
GULA, SEDIAAN GULA DAN MADU SUGARS, SUGAR PREPARATIONS AND HONEY	-	-	-	-	-	-
KOPI, KOKO, TEH, REMPAH DAN KELUARAN COFFEE, COCOA, TEA, SPICES AND MANUFACTURES	-	-	-	-	0.4	(0.4)
LAIN-LAIN OTHERS	0.2	-	0.2	0.7	-	0.7
BAHAN MAKANAN UNTUK TERNAKAN FEEDING STUFF FOR ANIMALS	-	-	-	-	-	-
KELUARAN DAN SEDIAAN MAKANAN LAIN MISCELLANEOUS EDIBLE PRODUCTS AND PREPARATIONS	0.2	-	0.2	0.7	-	0.7
JUMLAH KEPERLUAN PERTANIAN TOTAL OF AGRICULTURAL INPUTS	0.1	13.7	(13.5)	1.6	4.4	(2.9)
BAJA FERTILIZERS	0.0	13.7	(13.6)	-	4.4	(4.4)
UBAT-UBATAN VETERINAR VETERINARY MEDICAMENTS	-	-	-	-	-	-

**JADUAL 27 : PERDAGANGAN LUAR NEGERI BAGI AGROMAKANAN DAN HASIL
PERTANIAN TERPILIH MENGIKUT NEGARA - LAO PDR**
TABLE 27 : EXTERNAL TRADE FOR AGROFOOD AND SELECTED
AGRICULTURAL PRODUCTS BY COUNTRIES - LAO PDR

KATEGORI CATEGORY	2020			RM JUTA/MILLION 2021		
	EXPORT/ EXPORTS	IMPORT IMPORTS	IMBANGAN DAGANGAN/ BALANCE OF TRADE	EXPORT/ EXPORTS	IMPORT IMPORTS	IMBANGAN DAGANGAN/ BALANCE OF TRADE
UBAT PEMBUNUH KUMAN, UBAT SERANGGA DSB. DISINFECTANTS, INSECTICIDES, FUNGICIDES, WEED KILLERS AND ANTI-SPROUTING PRODUCTS, ETC.	-	-	-	-	0.0	(0.0)
JENTERA PERTANIAN (TERMASUK TRAKTOR) DAN ALAT GANTI AGRICULTURAL MACHINERY (INCLUDING TRACTORS) AND PARTS	0.1	-	0.1	1.6	-	1.6
JUMLAH KELUARAN PERTANIAN LAIN TOTAL OF OTHER AGRICULTURAL PRODUCTS	3.7	1.3	2.4	2.0	4.5	(2.5)
BINATANG HIDUP (BUKAN BINATANG TERNAKAN) LIVE ANIMALS (NON LIVESTOCK)	-	-	-	-	-	-
IKAN HIASAN ORNAMENTAL FISH	-	-	-	-	-	-
RUMPAI LAUT SEAWEED	-	-	-	-	-	-
LAIN-LAIN PRODUK IKAN OTHER FISH PRODUCTS	-	-	-	-	-	-
MINUMAN DAN TEMBAKAU BEVERAGES AND TOBACCO	2.9	0.4	2.5	1.2	0.0	1.2
MINYAK KELAPA SAWIT PALM OIL	0.8	-	0.8	0.7	-	0.7
MINYAK ISIRUNG KELAPA SAWIT PALM KERNEL OIL	-	-	-	-	-	-
BUNGA-BUNGAAN FLORICULTURE	-	-	-	-	-	-
BAHAN TANAMAN UNTUK PEMBIAKAN SEEDS AND BUDS FOR SOWING	-	-	-	-	-	-
LEMAK HAIWAN DAN SAYURAN/LAIN-LAIN BIJI-BIJI MINYAK ANIMAL AND VEGETABLE FATS/OTHER OIL SEEDS	-	0.8	(0.8)	-	0.2	(0.2)
GETAH ASLI DAN SUSU GETAH NATURAL RUBBER AND NATURAL GUMS IN PRIMARY FORMS	-	-	-	-	2.2	(2.2)
KULIT DAN BULU BINATANG HIDES AND SKIN	-	-	-	-	-	-
GENTIAN ASLI NATURAL FIBRES	-	-	-	-	-	-
HASIL PERHUTANAN FORESTRY PRODUCTS	0.0	0.2	(0.2)	0.0	2.0	(2.0)
JUMLAH TOTAL	4.2	15.0	(10.8)	4.5	9.3	(4.8)

Nota/Notes:

¹ Binatang Ternakan/Livestock

² Tidak Termasuk Ikan Hiasan/Excluding Ornamental Fish

**JADUAL 27 : PERDAGANGAN LUAR NEGERI BAGI AGROMAKANAN DAN HASIL
PERTANIAN TERPILIH MENGIKUT NEGARA - LAO PDR**
TABLE 27 : EXTERNAL TRADE FOR AGROFOOD AND SELECTED
AGRICULTURAL PRODUCTS BY COUNTRIES - LAO PDR

KATEGORI CATEGORY	2022			2023 (JAN-NOV/JAN-NOV)		
	EXPORT/ EXPORTS	IMPORT IMPORTS	IMBANGAN DAGANGAN/ BALANCE OF TRADE	EXPORT/ EXPORTS	IMPORT IMPORTS	IMBANGAN DAGANGAN/ BALANCE OF TRADE
JUMLAH AGROMAKANAN TOTAL OF AGROFOOD	1.3	0.0	1.3	1.3	0.5	0.8
TERNAKAN LIVESTOCK	-	-	-	0.2	-	0.2
BINATANG HIDUP ¹ LIVE ANIMALS ¹	-	-	-	-	-	-
DAGING DAN SEDIAAN DAGING MEAT AND MEAT PREPARATIONS	-	-	-	-	-	-
HASIL TENUSU DAIRY PRODUCTS	-	-	-	0.2	-	0.2
TELUR UNGGAS POULTRY EGGS	-	-	-	-	-	-
PERIKANAN FISHERIES	-	-	-	-	-	-
IKAN, KRUSTASEA, MOLUSKA DAN SEDIAAN ² FISH, CRUSTACEANS, MOLLUSCS AND PREPARATIONS ²	-	-	-	-	-	-
TANAMAN FOOD CROPS	0.6	0.0	0.6	0.4	0.5	(0.0)
BIJIRIN DAN SEDIAAN BIJIRIN CEREALS AND CEREAL PREPARATIONS	0.6	-	0.6	0.4	-	0.4
SAYUR-SAYURAN VEGETABLES	-	-	-	-	-	-
BUAH-BUAHAN FRUITS	-	-	-	-	-	-
GULA, SEDIAAN GULA DAN MADU SUGARS, SUGAR PREPARATIONS AND HONEY	0.1	-	0.1	0.0	-	0.0
KOPI, KOKO, TEH, REMPAH DAN KELUARAN COFFEE, COCOA, TEA, SPICES AND MANUFACTURES	0.0	0.0	(0.0)	0.0	0.5	(0.4)
LAIN-LAIN OTHERS	0.7	-	0.7	0.7	-	0.7
BAHAN MAKANAN UNTUK TERNAKAN FEEDING STUFF FOR ANIMALS	-	-	-	-	-	-
KELUARAN DAN SEDIAAN MAKANAN LAIN MISCELLANEOUS EDIBLE PRODUCTS AND PREPARATIONS	0.7	-	0.7	0.7	-	0.7
JUMLAH KEPERLUAN PERTANIAN TOTAL OF AGRICULTURAL INPUTS	6.7	140.7	(134.0)	0.2	56.6	(56.4)
BAJA FERTILIZERS	0.0	140.7	(140.7)	0.1	56.6	(56.5)
UBAT-UBATAN VETERINAR VETERINARY MEDICAMENTS	-	-	-	-	-	-

**JADUAL 27 : PERDAGANGAN LUAR NEGERI BAGI AGROMAKANAN DAN HASIL
PERTANIAN TERPILIH MENGIKUT NEGARA - LAO PDR**
TABLE 27 : EXTERNAL TRADE FOR AGROFOOD AND SELECTED
AGRICULTURAL PRODUCTS BY COUNTRIES - LAO PDR

KATEGORI CATEGORY	RM JUTA/MILLION					
	2022			2023 (JAN-NOV/JAN-NOV)		
	EXPORT/ EXPORTS	IMPORT IMPORTS	IMBANGAN DAGANGAN/ BALANCE OF TRADE	EXPORT/ EXPORTS	IMPORT IMPORTS	IMBANGAN DAGANGAN/ BALANCE OF TRADE
UBAT PEMBUNUH KUMAN, UBAT SERANGGA DSB. DISINFECTANTS, INSECTICIDES, FUNGICIDES, WEED KILLERS AND ANTI-SPROUTING PRODUCTS, ETC.	-	-	-	-	-	-
JENTERA PERTANIAN (TERMASUK TRAKTOR) DAN ALAT GANTI AGRICULTURAL MACHINERY (INCLUDING TRACTORS) AND PARTS	6.7	-	6.7	0.1	0.0	0.1
JUMLAH KELUARAN PERTANIAN LAIN TOTAL OF OTHER AGRICULTURAL PRODUCTS	2.3	2.4	(0.2)	2.1	1.6	0.5
BINATANG HIDUP (BUKAN BINATANG TERNAKAN) LIVE ANIMALS (NON LIVESTOCK)	-	-	-	-	-	-
IKAN HIASAN ORNAMENTAL FISH	-	-	-	-	-	-
RUMPAI LAUT SEAWEED	-	-	-	-	-	-
LAIN-LAIN PRODUK IKAN OTHER FISH PRODUCTS	-	-	-	-	0.0	(0.0)
MINUMAN DAN TEMBAKAU BEVERAGES AND TOBACCO	1.1	0.4	0.7	0.1	1.5	(1.4)
MINYAK KELAPA SAWIT PALM OIL	0.1	-	0.1	-	-	-
MINYAK ISIRUNG KELAPA SAWIT PALM KERNEL OIL	-	-	-	-	-	-
BUNGA-BUNGAAN FLORICULTURE	-	-	-	-	-	-
BAHAN TANAMAN UNTUK PEMBIAKAN SEEDS AND BUDS FOR SOWING	-	-	-	-	-	-
LEMAK HAIWAN DAN SAYURAN/LAIN-LAIN BIJI-BIJI MINYAK ANIMAL AND VEGETABLE FATS/OTHER OIL SEEDS	1.0	-	1.0	2.0	-	2.0
GETAH ASLI DAN SUSU GETAH NATURAL RUBBER AND NATURAL GUMS IN PRIMARY FORMS	-	2.0	(2.0)	-	-	-
KULIT DAN BULU BINATANG HIDES AND SKIN	-	-	-	-	-	-
GENTIAN ASLI NATURAL FIBRES	-	-	-	-	-	-
HASIL PERHUTANAN FORESTRY PRODUCTS	0.1	-	0.1	0.0	0.1	(0.1)
JUMLAH TOTAL	10.3	143.1	(132.8)	3.6	58.7	(55.1)

Nota/Notes :

¹ Binatang Ternakan/Livestock

² Tidak Termasuk Ikan Hiasan/Excluding Ornamental Fish

**JADUAL 28 : PERDAGANGAN LUAR NEGERI BAGI AGROMAKANAN DAN HASIL
PERTANIAN TERPILIH MENGIKUT NEGARA - GERMANY**
TABLE 28 : EXTERNAL TRADE FOR AGROFOOD AND SELECTED
AGRICULTURAL PRODUCTS BY COUNTRIES - GERMANY

KATEGORI CATEGORY	2020			RM JUTA/MILLION 2021		
	EXPORT/ EXPORTS	IMPORT IMPORTS	IMBANGAN DAGANGAN/ BALANCE OF TRADE	EXPORT/ EXPORTS	IMPORT IMPORTS	IMBANGAN DAGANGAN/ BALANCE OF TRADE
JUMLAH AGROMAKANAN TOTAL OF AGROFOOD	74.6	656.0	(581.4)	73.1	626.3	(553.2)
TERNAKAN LIVESTOCK	-	306.5	(306.5)	0.3	256.1	(255.8)
BINATANG HIDUP ¹ LIVE ANIMALS ¹	-	0.16	(0.2)	-	-	-
DAGING DAN SEDIAAN DAGING MEAT AND MEAT PREPARATIONS	-	106.84	(106.8)	0.28	6.17	(5.9)
HASIL TENUSU DAIRY PRODUCTS	-	195.48	(195.5)	-	247.04	(247.0)
TELUR UNGGAS POULTRY EGGS	-	4.00	(4.0)	-	2.90	(2.9)
PERIKANAN FISHERIES	1.7	2.2	(0.5)	1.9	1.6	0.3
IKAN, KRUSTASEA, MOLUSKA DAN SEDIAAN ² FISH, CRUSTACEANS, MOLLUSCS AND PREPARATIONS ²	1.68	2.18	(0.5)	1.89	1.61	0.3
TANAMAN FOOD CROPS	50.5	221.4	(170.9)	50.0	215.2	(165.2)
BIJIRIN DAN SEDIAAN BIJIRIN CEREALS AND CEREAL PREPARATIONS	2.85	48.16	(45.3)	1.02	37.37	(36.4)
SAYUR-SAYURAN VEGETABLES	1.17	132.97	(131.8)	0.85	126.68	(125.8)
BUAH-BUAHAN FRUITS	1.80	2.61	(0.8)	1.96	3.64	(1.7)
GULA, SEDIAAN GULA DAN MADU SUGARS, SUGAR PREPARATIONS AND HONEY	2.95	3.84	(0.9)	4.01	7.19	(3.2)
KOPI, KOKO, TEH, REMPAH DAN KELUARAN COFFEE, COCOA, TEA, SPICES AND MANUFACTURES	41.77	33.82	7.9	42.19	40.36	1.8
LAIN-LAIN OTHERS	22.4	126.0	(103.6)	20.9	153.3	(132.4)
BAHAN MAKANAN UNTUK TERNAKAN FEEDING STUFF FOR ANIMALS	14.89	52.83	(37.9)	12.10	65.72	(53.6)
KELUARAN DAN SEDIAAN MAKANAN LAIN MISCELLANEOUS EDIBLE PRODUCTS AND PREPARATIONS	7.50	73.12	(65.6)	8.82	87.61	(78.8)
JUMLAH KEPERLUAN PERTANIAN TOTAL OF AGRICULTURAL INPUTS	24.8	340.3	(315.5)	30.1	408.9	(378.9)
BAJA FERTILIZERS	-	134.37	(134.4)	0.05	139.53	(139.5)
UBAT-UBATAN VETERINAR VETERINARY MEDICAMENTS	-	19.54	(19.5)	-	21.83	(21.8)

**JADUAL 28 : PERDAGANGAN LUAR NEGERI BAGI AGROMAKANAN DAN HASIL
PERTANIAN TERPILIH MENGIKUT NEGARA - GERMANY**
TABLE 28 : EXTERNAL TRADE FOR AGROFOOD AND SELECTED
AGRICULTURAL PRODUCTS BY COUNTRIES - GERMANY

KATEGORI CATEGORY	2020			RM JUTA/MILLION 2021		
	EXPORT/ EXPORTS	IMPORT IMPORTS	IMBANGAN DAGANGAN/ BALANCE OF TRADE	EXPORT/ EXPORTS	IMPORT IMPORTS	IMBANGAN DAGANGAN/ BALANCE OF TRADE
UBAT PEMBUNUH KUMAN, UBAT SERANGGA DSB. DISINFECTANTS, INSECTICIDES, FUNGICIDES, WEED KILLERS AND ANTI-SPROUTING PRODUCTS, ETC.	0.48	71.81	(71.3)	0.47	97.08	(96.6)
JENTERA PERTANIAN (TERMASUK TRAKTOR) DAN ALAT GANTI AGRICULTURAL MACHINERY (INCLUDING TRACTORS) AND PARTS	24.31	114.61	(90.3)	29.54	150.48	(120.9)
JUMLAH KELUARAN PERTANIAN LAIN TOTAL OF OTHER AGRICULTURAL PRODUCTS	708.3	514.3	194.0	842.4	551.7	290.7
BINATANG HIDUP (BUKAN BINATANG TERNAKAN) LIVE ANIMALS (NON LIVESTOCK)	0.33	0.10	0.2	0.16	0.13	0.0
IKAN HIASAN ORNAMENTAL FISH	0.48	-	0.5	0.44	-	0.4
RUMPAI LAUT SEAWEED	-	0.68	(0.7)	-	1.16	(1.2)
LAIN-LAIN PRODUK IKAN OTHER FISH PRODUCTS	-	0.01	(0.0)	-	0.01	(0.0)
MINUMAN DAN TEMBAKAU BEVERAGES AND TOBACCO	0.86	13.41	(12.5)	0.35	15.44	(15.1)
MINYAK KELAPA SAWIT PALM OIL	27.88	-	27.9	102.35	-	102.4
MINYAK ISIRUNG KELAPA SAWIT PALM KERNEL OIL	15.85	-	15.8	21.91	-	21.9
BUNGA-BUNGAAN FLORICULTURE	0.06	0.01	0.0	-	-	-
BAHAN TANAMAN UNTUK PEMBIAKAN SEEDS AND BUDS FOR SOWING	0.07	0.14	(0.1)	0.01	0.01	(0.0)
LEMAK HAIWAN DAN SAYURAN/LAIN-LAIN BIJI-BIJI MINYAK ANIMAL AND VEGETABLE FATS/OTHER OIL SEEDS	68.27	122.76	(54.5)	91.59	137.73	(46.1)
GETAH ASLI DAN SUSU GETAH NATURAL RUBBER AND NATURAL GUMS IN PRIMARY FORMS	339.87	0.39	339.5	201.15	-	201.1
KULIT DAN BULU BINATANG HIDES AND SKIN	7.18	2.44	4.7	1.08	6.01	(4.9)
GENTIAN ASLI NATURAL FIBRES	139.75	0.28	139.5	312.90	0.22	312.7
HASIL PERHUTANAN FORESTRY PRODUCTS	107.68	374.10	(266.4)	110.45	390.98	(280.5)
JUMLAH TOTAL	807.7	1,510.7	(703.0)	945.6	1,586.9	(641.3)

Nota/Notes:

¹ Binatang Ternakan/Livestock

² Tidak Termasuk Ikan Hiasan/Excluding Ornamental Fish

**JADUAL 28 : PERDAGANGAN LUAR NEGERI BAGI AGROMAKANAN DAN HASIL
PERTANIAN TERPILIH MENGIKUT NEGARA - GERMANY**
TABLE 28 : EXTERNAL TRADE FOR AGROFOOD AND SELECTED
AGRICULTURAL PRODUCTS BY COUNTRIES - GERMANY

KATEGORI CATEGORY	RM JUTA/MILLION					
	2022			2023 (JAN-NOV/JAN-NOV)		
	EXPORT/ EXPORTS	IMPORT IMPORTS	IMBANGAN DAGANGAN/ BALANCE OF TRADE	EXPORT/ EXPORTS	IMPORT IMPORTS	IMBANGAN DAGANGAN/ BALANCE OF TRADE
JUMLAH AGROMAKANAN TOTAL OF AGROFOOD	93.4	837.9	(744.5)	147.5	868.3	(720.7)
TERNAKAN LIVESTOCK	0.4	318.7	(318.3)	2.5	296.1	(293.6)
BINATANG HIDUP ¹ LIVE ANIMALS ¹	-	-	-	-	0.0	(0.0)
DAGING DAN SEDIAAN DAGING MEAT AND MEAT PREPARATIONS	0.39	4.84	(4.5)	2.5	3.8	(1.2)
HASIL TENUSU DAIRY PRODUCTS	-	307.47	(307.5)	-	286.6	(286.6)
TELUR UNGGAS POULTRY EGGS	-	6.37	(6.4)	-	5.7	(5.7)
PERIKANAN FISHERIES	2.9	3.0	(0.1)	2.1	1.5	0.6
IKAN, KRUSTASEA, MOLUSKA DAN SEDIAAN ² FISH, CRUSTACEANS, MOLLUSCS AND PREPARATIONS ²	2.86	2.97	(0.1)	2.1	1.5	0.6
TANAMAN FOOD CROPS	79.7	326.4	(246.7)	122.8	367.3	(244.5)
BIJIRIN DAN SEDIAAN BIJIRIN CEREALS AND CEREAL PREPARATIONS	0.60	74.76	(74.2)	1.0	40.5	(39.4)
SAYUR-SAYURAN VEGETABLES	2.14	185.18	(183.0)	0.2	248.3	(248.1)
BUAH-BUAHAN FRUITS	0.51	3.82	(3.3)	0.9	2.5	(1.6)
GULA, SEDIAAN GULA DAN MADU SUGARS, SUGAR PREPARATIONS AND HONEY	2.8	5.53	(2.7)	3.3	5.9	(2.6)
KOPI, KOKO, TEH, REMPAH DAN KELUARAN COFFEE, COCOA, TEA, SPICES AND MANUFACTURES	73.62	57.08	16.5	117.4	70.2	47.2
LAIN-LAIN OTHERS	10.5	189.9	(179.4)	20.1	203.4	(183.3)
BAHAN MAKANAN UNTUK TERNAKAN FEEDING STUFF FOR ANIMALS	1.16	66.89	(65.7)	12.0	61.7	(49.8)
KELUARAN DAN SEDIAAN MAKANAN LAIN MISCELLANEOUS EDIBLE PRODUCTS AND PREPARATIONS	9.29	122.98	(113.7)	8.1	141.6	(133.5)
JUMLAH KEPERLUAN PERTANIAN TOTAL OF AGRICULTURAL INPUTS	32.9	946.4	(913.5)	16.4	549.5	(533.1)
BAJA FERTILIZERS	0.02	559.91	(559.9)	0.0	86.5	(86.5)
UBAT-UBATAN VETERINAR VETERINARY MEDICAMENTS	-	173.71	(173.7)	0.0	263.8	(263.8)

**JADUAL 28 : PERDAGANGAN LUAR NEGERI BAGI AGROMAKANAN DAN HASIL
PERTANIAN TERPILIH MENGIKUT NEGARA - GERMANY**
TABLE 28 : EXTERNAL TRADE FOR AGROFOOD AND SELECTED
AGRICULTURAL PRODUCTS BY COUNTRIES - GERMANY

KATEGORI CATEGORY	RM JUTA/MILLION					
	2022			2023 (JAN-NOV/JAN-NOV)		
	EXPORT/ EXPORTS	IMPORT IMPORTS	IMBANGAN DAGANGAN/ BALANCE OF TRADE	EXPORT/ EXPORTS	IMPORT IMPORTS	IMBANGAN DAGANGAN/ BALANCE OF TRADE
UBAT PEMBUNUH KUMAN, UBAT SERANGGA DSB. DISINFECTANTS, INSECTICIDES, FUNGICIDES, WEED KILLERS AND ANTI-SPROUTING PRODUCTS, ETC.	0.67	97.47	(96.8)	0.2	74.3	(74.1)
JENTERA PERTANIAN (TERMASUK TRAKTOR) DAN ALAT GANTI AGRICULTURAL MACHINERY (INCLUDING TRACTORS) AND PARTS	32.21	115.27	(83.1)	16.2	124.8	(108.6)
JUMLAH KELUARAN PERTANIAN LAIN TOTAL OF OTHER AGRICULTURAL PRODUCTS	800.1	490.0	310.1	722.2	527.9	194.3
BINATANG HIDUP (BUKAN BINATANG TERNAKAN) LIVE ANIMALS (NON LIVESTOCK)	0.31	0.33	(0.0)	0.2	0.1	0.0
IKAN HIASAN ORNAMENTAL FISH	0.41	-	0.4	0.3	-	0.3
RUMPAI LAUT SEAWEED	-	0.05	(0.0)	-	0.8	(0.8)
LAIN-LAIN PRODUK IKAN OTHER FISH PRODUCTS	-	0.01	(0.0)	-	0.2	(0.2)
MINUMAN DAN TEMBAKAU BEVERAGES AND TOBACCO	0.45	18.83	(18.4)	1.1	23.4	(22.4)
MINYAK KELAPA SAWIT PALM OIL	183.03	0.00	183.0	137.0	0.0	137.0
MINYAK ISIRUNG KELAPA SAWIT PALM KERNEL OIL	16.68	-	16.7	1.4	0.6	0.8
BUNGA-BUNGAAN FLORICULTURE	0.00	0.00	0.0	0.0	0.0	0.0
BAHAN TANAMAN UNTUK PEMBIAKAN SEEDS AND BUDS FOR SOWING	-	0.01	(0.0)	0.0	0.1	(0.1)
LEMAK HAIWAN DAN SAYURAN/LAIN-LAIN BIJI-BIJI MINYAK ANIMAL AND VEGETABLE FATS/OTHER OIL SEEDS	66.43	126.16	(59.7)	67.6	166.8	(99.2)
GETAH ASLI DAN SUSU GETAH NATURAL RUBBER AND NATURAL GUMS IN PRIMARY FORMS	191.01	0.91	190.1	316.9	-	316.9
KULIT DAN BULU BINATANG HIDES AND SKIN	0.16	0.22	(0.1)	0.3	0.4	(0.1)
GENTIAN ASLI NATURAL FIBRES	192.84	0.57	192.3	119.7	0.0	119.6
HASIL PERHUTANAN FORESTRY PRODUCTS	148.79	342.96	(194.2)	77.7	335.4	(257.7)
JUMLAH TOTAL	926.4	2,274.3	(1,347.9)	886.1	1,945.7	(1,059.5)

Nota/Notes :

¹ Binatang Ternakan/Livestock

² Tidak Termasuk Ikan Hiasan/Excluding Ornamental Fish

JADUAL 29 : PURATA KADAR PERTUKARAN
TABLE 29 : AVERAGE EXCHANGE RATES

Tempoh Period	RM bagi seunit / RM per unit of											
	SDR ¹	USD	GBP	Euro	100 SF	100 HKD	100 JPY	CNY	SGD	100 IDR	100 THB	
	Akhir tempoh / End of period											
2015	5.9912	4.2920	6.3607	4.6918	434.1934	55.3735	3.5645	0.6610	3.0356	0.0311	11.9222	
2016	6.0394	4.4860	5.5108	4.7238	439.4164	57.8451	3.8442	0.6455	3.1016	0.0334	12.5167	
2017	5.7892	4.0620	5.4660	4.8510	415.0404	51.9560	3.6020	0.6230	3.0392	0.0300	12.4334	
2018	5.7565	4.1385	5.2532	4.7340	420.2590	52.8419	3.7475	0.6017	3.0322	0.0286	12.7006	
2019	5.6509	4.0925	5.3722	4.5852	422.8227	52.5724	3.7655	0.5866	3.0387	0.0295	13.6827	
2020	5.7560	4.0130	5.4653	4.9324	455.1178	51.7663	3.8891	0.6143	3.0354	0.0286	13.3990	
2021	5.8377	4.1760	5.6361	4.7256	456.7179	53.5505	3.6286	0.6552	3.0896	0.0293	12.5011	
2022	5.8637	4.4130	5.3159	4.7038	478.0372	56.5947	3.3264	0.6342	3.2819	0.0283	12.7811	
2020	JAN/JAN	5.6668	4.0885	5.3535	4.5074	421.23	52.629	3.7483	0.5894	3.0019	0.0299	13.1252
	FEB/FEB	5.7698	4.2260	5.4408	4.6433	436.01	54.196	3.8719	0.6028	3.0236	0.0299	13.3481
	MAC/MAR	5.9062	4.3025	5.3106	4.7439	448.22	55.485	3.9693	0.6069	3.0195	0.0263	13.1696
	APR/APR	5.9406	4.3260	5.3915	4.6993	443.78	55.815	4.0603	0.6128	3.0663	0.0290	13.3725
	MEI/MAY	5.9312	4.3485	5.3610	4.8225	451.49	56.089	4.0491	0.6082	3.0747	0.0296	13.6552
	JUN/JUNE	5.8901	4.2800	5.2655	4.8099	449.79	55.223	3.9729	0.6056	3.0718	0.0300	13.8556
	JUL/JULY	5.9822	4.2425	5.5085	4.9962	464.96	54.742	4.0387	0.6063	3.0852	0.0290	13.5198
	OGOS/AUG	5.8849	4.1745	5.5306	4.9505	460.36	53.864	3.9060	0.6070	3.0601	0.0284	13.3712
	SEPT/SEPT	5.8386	4.1585	5.3383	4.8775	451.32	53.658	3.9378	0.6105	3.0373	0.0279	13.1224
	OKT/OCT	5.8654	4.1570	5.3762	4.8599	454.81	53.623	3.9816	0.6221	3.0482	0.0284	13.3323
	NOV/NOV	5.8319	4.0690	5.4268	4.8698	450.24	52.496	3.9153	0.6179	3.0428	0.0288	13.4401
	DIS/DEC	5.7560	4.0130	5.4653	4.9324	455.12	51.766	3.8891	0.6143	3.0354	0.0286	13.3990
2021	JAN/JAN	5.8143	4.0540	5.5556	4.9041	455.53	52.292	3.8800	0.6273	3.0451	0.0288	13.5178
	FEB/FEB	5.8341	4.0495	5.6634	4.9240	447.29	52.221	3.8176	0.6260	3.0496	0.0284	13.4356
	MAC/MAR	5.8765	4.1590	5.7093	4.8691	440.57	53.494	3.7521	0.6337	3.0870	0.0286	13.2494
	APR/APR	5.8904	4.1045	5.7243	4.9738	451.49	52.867	3.7715	0.6346	3.0948	0.0284	13.1597
	MEI/MAY	5.9476	4.1380	5.8747	5.0477	460.24	53.318	3.7726	0.6504	3.1283	0.0289	13.2416
	JUN/JUNE	5.9261	4.1543	5.7547	4.9444	450.91	53.504	3.7600	0.6433	3.0902	0.0286	12.9537
	JUL/JULY	6.0373	4.2305	5.8984	5.0252	466.43	54.416	3.8629	0.6549	3.1259	0.0293	12.8587
	OGOS/AUG	5.9036	4.1690	5.7403	4.9213	457.65	53.530	3.7981	0.6446	3.0954	0.0290	12.8139
	SEPT/SEPT	5.8954	4.1880	5.6352	4.8598	448.66	53.785	3.7423	0.6475	3.0770	0.0293	12.3540
	OKT/OCT	5.8690	4.1440	5.7166	4.8385	454.54	53.284	3.6477	0.6484	3.0825	0.0293	12.4857
	NOV/NOV	5.8904	4.2265	5.6301	4.7753	458.13	54.188	3.7184	0.6633	3.0883	0.0295	12.5397
	DIS/DEC	5.8377	4.1760	5.6361	4.7256	456.72	53.550	3.6286	0.6552	3.0896	0.0293	12.5011
2022	JAN/JAN	5.8570	4.1890	5.6177	4.6753	449.85	53.725	3.6257	0.6585	3.0903	0.0291	12.5288
	FEB/FEB	5.8516	4.2010	5.6073	4.6845	453.18	53.771	3.6364	0.6656	3.0895	0.0292	12.8255
	MAC/MAR	5.8185	4.2040	5.5142	4.6933	454.68	53.695	3.4365	0.6621	3.1061	0.0293	12.6000
	APR/APR	5.8178	4.3590	5.4413	4.5826	448.73	55.547	3.3365	0.6559	3.1481	0.0301	12.6678
	MEI/MAY	5.9211	4.3755	5.5204	4.7043	456.07	55.749	3.4161	0.6564	3.1947	0.0300	12.8042
	JUN/JUNE	5.8543	4.4055	5.3430	4.6046	461.72	56.140	3.2250	0.6581	3.1656	0.0296	12.4749
	JUL/JULY	5.8920	4.4485	5.4234	4.5433	467.23	56.670	3.3403	0.6598	3.2276	0.0300	12.1353
	OGOS/AUG	5.8331	4.4845	5.2475	4.4834	463.35	57.141	3.2359	0.6483	3.2107	0.0301	12.3040
	SEPT/SEPT	5.9509	4.6410	5.1429	4.5482	475.32	59.123	3.2064	0.6524	3.2365	0.0305	12.2188
	OKT/OCT	6.0713	4.7265	5.4856	4.7100	474.41	60.214	3.1961	0.6509	3.3492	0.0303	12.4455
	NOV/NOV	5.7950	4.4750	5.3604	4.6307	469.67	57.308	3.2249	0.6265	3.2613	0.0284	12.6538
	DIS/DEC	5.8637	4.4130	5.3159	4.7038	478.04	56.595	3.3264	0.6342	3.2819	0.0283	12.7811
2023	JAN/JAN	5.7317	4.2475	5.2431	4.6064	459.21	54.203	3.2612	0.6287	3.2321	0.0283	12.9675
	FEB/FEB	5.9610	4.4835	5.4033	4.7494	478.85	57.130	3.2910	0.6466	3.3262	0.0294	12.7890
	MAC/MAR	5.9491	4.4090	5.4661	4.8089	482.62	56.169	3.3209	0.6427	3.3229	0.0295	12.9315
	APR/APR	6.0121	4.4585	5.5702	4.9128	498.66	56.797	3.3318	0.6448	3.3420	0.0305	13.0681
	MEI/MAY	6.1224	4.6165	5.7192	4.9387	508.37	58.940	3.3026	0.6498	3.4100	0.0308	13.2868
	JUN/JUNE	6.2082	4.6790	5.9042	5.0865	520.76	59.718	3.2319	0.6455	3.4517	0.0312	13.1248
	JUL/JULY	6.0645	4.5405	5.8348	5.0005	521.03	58.209	3.2033	0.6353	3.4094	0.0301	13.2550
	OGOS/AUG	6.1721	4.6380	5.8580	5.0410	527.80	59.114	3.1731	0.6362	3.4301	0.0304	13.2203
	SEPT/SEPT	6.1864	4.6900	5.7305	4.9601	513.21	59.917	3.1395	0.6423	3.4368	0.0303	12.8177
	OKT/OCT	6.2729	4.7660	5.7881	5.0496	527.91	60.915	3.1796	0.6513	3.4868	0.0300	13.2169
	NOV/NOV	6.2365	4.6530	5.9086	5.1067	533.26	59.581	3.1633	0.6531	3.4944	0.0300	13.3381

1. Kadar SDR harian yang diterbitkan di laman sesawang BNM adalah berdasarkan kadar SDR Dolar Amerika terkini dan kadar pertengahan USD/MYR semasa.
Kadar SDR Dolar Amerika mempunyai lat masa 1 hari disebabkan oleh perbezaan zon waktu.
The daily SDR rates published on the BNM website are based on latest available US Dollar SDR rates and prevailing USD/MYR mid-rates. The US Dollar SDR rate is at a 1-day lag due to different time zones.

Sumber : Bank Negara Malaysia
Source : Bank Negara Malaysia